

**FARM HARVEST PRICES OF  
PRINCIPAL CROPS IN INDIA**

भारत में प्रमुख फसलों के  
कृषि फसल मूल्य

**2022-23**



**Agricultural Marketing Division  
DEPARTMENT OF AGRICULTURE AND  
FARMERS WELFARE  
MINISTRY OF AGRICULTURE AND FARMERS WELFARE  
GOVERNMENT OF INDIA  
NEW DELHI  
April, 2024**

कृषि विपणन प्रभाग  
कृषि एवं किसान कल्याण विभाग  
कृषि एवं किसान कल्याण मंत्रालय  
भारत सरकार  
नई दिल्ली  
अप्रैल , 2024

फैज़ अहमद किदवाई, भा.प्र.से.  
अपर सचिव  
भारत सरकार  
कृषि एवं किसान कल्याण मंत्रालय  
कृषि एवं किसान कल्याण विभाग  
कृषि भवन, नई दिल्ली-110001



Faiz Ahmed Kidwai, I.A.S.  
Additional Secretary  
Government of India  
Ministry of Agriculture & Farmers Welfare  
Department of Agriculture and Farmers Welfare  
Krishi Bhawan, New Delhi-110001


## FOREWORD

Department of Agriculture and Farmers Welfare has been publishing "Farm Harvest Prices of Principal Crops in India" every year. The importance of this publication lies in the fact that data on farm gate prices facilitate fine-tuning of policies aimed to promote farmers welfare. This issue contains data on farm harvest prices of principal crops for the year 2022-23, based on the returns received from the State Governments and Union Territories. A note on the methodology used for collection of data on farm harvest prices and the particulars of harvesting seasons of principal crops in the major growing States has been provided at the end of the statistical tables. The data presented in this publication are available on the website: <https://desagri.gov.in> of the Department of Agriculture and Farmers Welfare.

The detailed work has been carried out by the Price and Market Unit, Agricultural Marketing Division, Ministry of Agriculture & Farmers Welfare supported by our counterparts in the States.

It is hoped that the publication would be useful for a wide range of researchers and policy makers. Any suggestions/ feedback may be sent to [pmdivisiondes@gmail.com](mailto:pmdivisiondes@gmail.com).

NEW DELHI  
April, 2024

  
(Faiz Ahmad Kidwai)  
Additional Secretary






## PREFACE

“Farm Harvest Prices of Principal Crops in India” is a publication which is being brought out every year by the Department of Agriculture & Farmers Welfare. The present volume contains information on Farm Harvest Prices of 36 principal agricultural crops for the year 2022-23, which have been compiled on the basis of information shared by all States and Union Territories. The agricultural crops covered are Paddy, Rice, Jowar, Bajra, Maize, Ragi, Wheat, Barley, Gram, Arhar, Sugar Raw (Gur), Sugarcane, Potato, Tobacco, Groundnut, Rapeseed, Sesamum, Linseed, Castor seed, Nigerseed, Soyabean, Sunflower, Cotton, Jute, Sannhemp, Mesta, Pepper, Ginger, Chilli, Turmeric, Arecanut, Banana, Tapioca, Coconut, Toriaand Cashewnut.

The task of compilation and presentation of farm harvest prices data for this publication has been carried out by the staff of Price and Market Unit, Agricultural Marketing Division, under the supervision of Shri Kaviarasan K., Additional Economic Adviser and Ms. Saumya Sakshi, Deputy Director. The staff members associated with the preparation of this publication are:

1. Shri. Rajiv Bahl, Economic Officer
2. Shri. Mukesh Kumar Meena, Market Intelligence Inspector
3. Shri. Anurag Bhullar, Junior Statistical Officer
4. Shri. Arbind Singh Rawal, Junior Statistical Officer

Sincere efforts have been put in to bring out this publication. Suggestions for improvement are most welcome and may be sent to [pmdivisondes@gmail.com](mailto:pmdivisondes@gmail.com)

  
(Navin Kumar Vidyarthi)  
Adviser

NEW DELHI  
April, 2024

## CONTENTS

### विषयवस्तु

### SUBJECT

### विषय

Table No. तालिका संख्या	SUBJECT विषय	Page No. पृष्ठ संख्या
1	<u>Introduction and Methodology</u> प्रस्तावना और पद्धति	1-2
2	Major Crop-wise State-wise Average Farm Harvest Prices in India from 2019-20 to 2022-23 (Graphical Representation) भारत में प्रमुख फसल -वार राज्य औसत कृषि फसल मूल्य 2019-20 से 2022-23 तक (ग्राफिकल प्रस्तुतीकरण)	3-11
3	Crop-wise State-wise Weighted Average of Farm Harvest Prices of Principal Crops in India 2019-20 to 2022-23 भारत में प्रमुख फसलों के कृषि फसल मूल्य फसल-वार राज्यवार भारत औसत 2019-20 से 2022-23	12-103
4	Crop-wise District-wise Farm Harvest Prices of Principal Crops in India-2022-23 भारत में प्रमुख फसलों का फसल-वार जिलेवार कृषि फसल मूल्य - 2022-23	
4.1	Andaman & Nicobar अंडमान और निकोबार	104
4.2	Andhra Pradesh आंध्र प्रदेश	105-108
4.3	Assam असम	109-112
4.4	Bihar बिहार	113-117
4.5	Chandigarh चंडीगढ़	118
4.6	Chhattisgarh छत्तीसगढ़	119-122
4.7	Dadra Nagar Haveli दादरा नगर हवेली	123
4.8	Delhi दिल्ली	124
4.9	Goa गोवा	125
4.10	Gujarat गुजरात	126-130
4.11	Haryana हरियाणा	131-133
4.12	Himachal Pradesh हिमाचल प्रदेश	134-135
4.13	Jammu & Kashmir जम्मू और कश्मीर	136-138
4.14	Jharkhand झारखंड	139-142



4.15	Karnataka कर्नाटक	<b>143-150</b>
4.16	Kerala केरल	<b>151-152</b>
4.17	Madhya Pradesh मध्य प्रदेश	<b>153-158</b>
4.18	Maharashtra महाराष्ट्र	<b>159-163</b>
4.19	Manipur मणिपुर	<b>164</b>
4.20	Mizoram मिजोरम	<b>165</b>
4.21	Nagaland नागालैंड	<b>166</b>
4.22	Odisha ओडिशा	<b>167-170</b>
4.23	Puducherry पुदुचेरी	<b>171</b>
4.24	Punjab पंजाब	<b>172-174</b>
4.25	Rajasthan राजस्थान	<b>175-178</b>
4.26	Tamil Nadu तमिलनाडु	<b>179-182</b>
4.27	Telangana तेलंगाना	<b>183-186</b>
4.28	Tripura त्रिपुरा	<b>187</b>
4.29	Uttar Pradesh उत्तर प्रदेश	<b>188-193</b>
4.30	Uttarakhand उत्तराखंड	<b>194-195</b>
I	Form for Collecting Farm Harvest Prices फसलों के मूल्य को संग्रह करने का प्रारूप	<b>196</b>
II	Harvesting Seasons of Principal Crops in Major Growing States प्रमुख उत्पादक राज्यों में प्रमुख फसलों की कटाई का मौसम	<b>197-220</b>
III	Minimum Support Price न्यूनतम समर्थन मूल्य	<b>221</b>

# FARM HARVEST PRICES

## Introduction

The Farm Harvest Price of a commodity, as reported in this publication, is defined as the average wholesale price at which the commodity is disposed of by the producer to the trader at the village site during the specified marketing period after the commencement of harvest.

## Methodology

The information on Farm Harvest Prices is provided by the State Governments and the following procedure is followed by them for systematizing the collection and compilation of these statistics:-

- a) A certain number of representative villages are selected in each district at the rate of one, two or three villages from each Tehsil, depending upon the extent to which the crop is grown in the Tehsil. The total number of villages to be selected in each district should, however, not be less than ten.
  - b) In each selected village, the price at which the commodity is sold by the producer is recorded in the specified form (Appendix-I), by the price reporter on every Friday during the peak period of marketing after the commencement of the harvesting season. If no sales take place on that Friday, the price at which the commodity was sold last during the week is recorded instead.
  - c) In cases where village site transactions do not take place, the price reported relates to what the farmer receives for his produce, and is obtained by subtracting transport and other marketing charges from the wholesale prices quoted at the mandi where the produce is disposed of.
  - d) The price recorded is the wholesale price of the specified variety of the commodity and is expressed in terms of Rupees and paisa per quintal (net weight) exclusive of gunny bags / containers.
3. The existence of different varieties and qualities of commodities with a wide variation in prices makes the task of giving a single harvest price for a commodity for the State as a whole difficult. In each district, however, it may be possible to determine a particular variety which is grown to the largest extent, and that variety is specified for the purpose of noting the farm harvest prices. In some cases, it may be necessary to give the farm harvest prices of two varieties separately if the difference in price is large, as for instance, in the case of prices of Bt Cotton and Desi cotton.
4. It is also necessary to fix the reference period of harvest and the subsequent peak period of marketing for each crop, as these tend to vary widely depending upon the variety of the crop and the nature of cultivation. In some cases, it is even difficult to define strictly the harvesting period, as for instance, in the case of cotton where there are more than four pickings in a year.



These periods, however, are fixed in respect of each crop and each State, by the State Governments, having due regard to the local conditions. Usually, in case of most commodities, six to eight weeks during the peak period of marketing, after the commencement of the harvest season, is taken to be the period during which farmers are generally expected to dispose of their produce.

5. Data on farm harvest prices are viewed as an integral part of agricultural statistics. They need to be collected through the same agency employed for the collection of statistics of area and yield. The Supervisors, Kanungos, Revenue Inspectors or the equivalent officials, who are generally employed by the state government for the collection of statistics of area and yield, are also entrusted with the task of collecting these statistics. However, in view of the wide divergences in the revenue machinery of different States, the choice of the reporting agency is left to the decision of the State Government. The price reporters are required to visit the selected villages on the appointed dates, enquire personally the prices at which the commodity has been sold by the farmer and record them in the specified form.

6. The method of arriving at the average price of a commodity for the State as a whole is the method of weighted average, with the district production figures for the concerned year as weights. However, the average price for the district for each week may be obtained as a simple arithmetic average of the Tehsil prices which, in turn, are the simple arithmetic average of village prices. The average price of a commodity for the season is the simple arithmetic mean of the district price for all the weeks of the season. The computation of the district average price is done at the district headquarters while the prices for the State as a whole are worked out at State headquarters.

7. The farm harvest prices are required to be collected in respect of all the important crops and, in any case, they are required to be submitted for all the crops which come under the purview of advance estimation. As the final estimate of every crop is published at least one month after the completion of harvesting, it may be feasible to get the farm harvest prices ready by the time of the final estimate.

## कृषि फसलों के मूल्य

### प्रस्तावना

इस प्रकाशन में दी गई जानकारी के अनुसार किसी जिन्स की कृषि फसल मूल्य को औसत थोक मूल्य, जिस पर कटाई प्रारंभ होने के पश्चात निर्धारित विपणन अवधि के दौरान ग्राम स्थल पर उत्पादक द्वारा व्यापारी को अपनी उपज की बिक्री की जाती है, के रूप में परिभाषित किया गया है।

### पद्धति

राज्य सरकारों द्वारा कृषि फसल की कीमतों की जानकारी प्रदान की जाती है और इन आंकड़ों के संग्रह और संकलन को व्यवस्थित करने के लिए उनके द्वारा निम्नलिखित प्रक्रिया का पालन किया जाता है:-

(क) प्रत्येक तहसील से एक, दो या तीन गांवों की दर से प्रत्येक जिले में एक निश्चित संख्या में प्रतिनिधि गांवों का चयन किया जाता है, जो इस बात पर निर्भर करता है कि तहसील में फसल किस हद तक उगाई जाती है। तथापि, प्रत्येक जिले में चुने जाने वाले गांवों की कुल संख्या दस से कम नहीं होनी चाहिए।

(ख) प्रत्येक चयनित गांव में कटाई के मौसम की शुरुआत के बाद विपणन की चरम अवधि के दौरान जिस कीमत पर उत्पादक द्वारा उत्पाद बेचा जाता है, उसे मूल्य रिपोर्टर द्वारा हर शुक्रवार को निर्दिष्ट रूप (परिशिष्ट-1) में दर्ज किया जाता है। यदि उस शुक्रवार को कोई बिक्री नहीं होती है, तो उसके बजाए पिछले सप्ताह के दौरान जिस कीमत पर कृषि जिन्स बेची गई थी उसे दर्ज किया जाता है।

(ग) ऐसे मामलों में, जहां ग्राम स्थल पर लेन-देन नहीं होता है, रिपोर्ट की गई कीमत किसान को उसकी उपज के लिए प्राप्त होने वाली राशि से संबंधित होती है, और इसका आंकलन मंडी, जहां उपज की बिक्री की जाती है, में थोक मूल्यों से परिवहन और अन्य विपणन शुल्क घटाकर की जाती है।

(घ) दर्ज की गई कीमत जिन्स की निर्दिष्ट किस्म का थोक मूल्य है और इसे बोरी/कंटेनर को छोड़कर रूपए और पैसे प्रति क्विंटल (कुल वजन) के रूप में प्रस्तुत किया जाता है।

3. कीमतों में व्यापक भिन्नता के साथ जिन्सों की विभिन्न किस्मों और गुणों के होने से राज्य के लिए इन जिन्सों के लिए एक ही फसल मूल्य निर्धारित करने का कार्य कठिन हो जाता है। हालांकि, प्रत्येक जिले में, एक विशेष किस्म को निर्धारित करना संभव हो सकता है जो कि सबसे अधिक उगाई जाती है, और उस किस्म को कृषि फसल मूल्य को नोट करने के उद्देश्य से चिन्हित किया जाता है। कुछ मामलों में, यदि कीमत में अंतर बड़ा है तो दो किस्मों की फसल की कीमतों को अलग-अलग देना आवश्यक हो सकता है जैसे कि बीटी कपास और देसी कपास की कीमतों के मामले में।

4. प्रत्येक फसल के लिए फसल की संदर्भ अवधि और उसके बाद विपणन की चरम अवधि को निर्धारित करना भी आवश्यक है, क्योंकि ये फसल की विविधता और खेती की प्रकृति के आधार पर व्यापक रूप से भिन्न होते हैं। कुछ मामलों में, कटाई की अवधि को पूर्णतः निर्धारित करना और भी मुश्किल है, उदाहरण के लिए कपास के मामले में जहां एक वर्ष में चार से अधिक बार कपास की फसल प्राप्त की जाती है।

हालांकि, राज्य सरकारों द्वारा स्थानीय परिस्थितियों को ध्यान में रखते हुए ये अवधियां प्रत्येक फसल और प्रत्येक राज्य के संबंध में निर्धारित की जाती हैं। आमतौर पर, अधिकांश वस्तुओं के मामले में, फसल के मौसम के शुरू होने के बाद विपणन की चरम अवधि के दौरान छह से आठ सप्ताह की अवधि को उस अवधि के रूप में लिया जाता है, जिसके दौरान किसानों से आम तौर पर अपनी उपज की बिक्री करने की उम्मीद की जाती है।



5. कृषि उपज की कीमतों के आंकड़ों को कृषि आंकड़ों के एक अभिन्न अंग के रूप में देखा जाता है। उन्हें क्षेत्र और उपज के आंकड़ों के संग्रह के लिए नियोजित उसी एजेंसी के माध्यम से एकत्र करने की आवश्यकता है। पर्यवेक्षक, कानूनगो, राजस्व निरीक्षक या समकक्ष अधिकारी, जिन्हें सामान्यतः राज्य सरकार द्वारा क्षेत्र और उपज के आंकड़ों के संग्रह के लिए नियोजित किया जाता है, को इन आंकड़ों को भी एकत्र करने का कार्य सौंपा जाता है। हालांकि, विभिन्न राज्यों के राजस्व तंत्र में व्यापक अंतर को देखते हुए, रिपोर्टिंग एजेंसी का चयन राज्य सरकार के निर्णय पर छोड़ दिया गया है। मूल्य रिपोर्टों को नियत तारीखों पर चयनित गांवों का दौरा करने, व्यक्तिगत रूप से उन कीमतों जिन पर किसान द्वारा उपज बेची गई है की पूछताछ करने की आवश्यकता है, और उन्हें निर्दिष्ट रूप में रिकॉर्ड किया जाता है।

6. संपूर्ण राज्य के लिए किसी जिन्स के औसत मूल्य पर पहुंचने की पद्धति भारित औसत पद्धति है, जिसमें संबंधित वर्ष के लिए जिला उत्पादन के आंकड़ें वजन में दर्ज किए जाते हैं। हालांकि, प्रत्येक सप्ताह में जिले के औसत मूल्य तहसील कीमतों के एक साधारण गणितीय औसत के रूप में प्राप्त किया जा सकता है, जो कि गांव की कीमतों का साधारण अंकगणितीय औसत है। किसी मौसम के दौरान औसत मूल्य, जिले से प्राप्त सभी साप्ताहिक मूल्यों का साधारण अंकगणितीय औसत है। जिले की औसत मूल्यों की गणना जिला मुख्यालय पर की जाती है जबकि संपूर्ण राज्य के लिए कीमतों की गणना राज्य मुख्यालय में की जाती है।

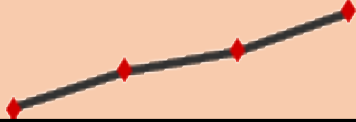
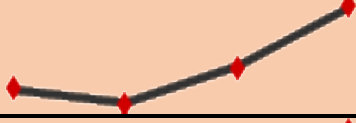
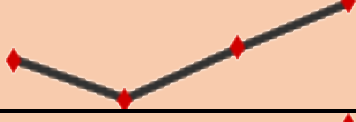
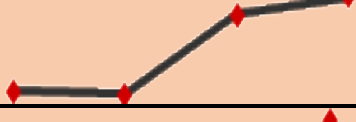
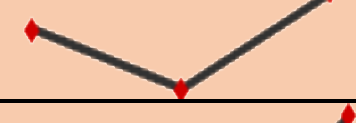
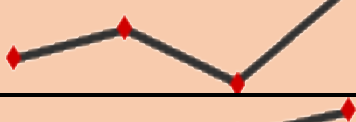
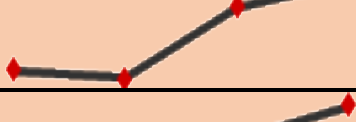

7. सभी महत्वपूर्ण फसलों के संबंध में कृषि फसलों की कीमतों को एकत्र करना आवश्यक है और किसी भी मामले में, उन्हें उन सभी फसलों के लिए जमा करना आवश्यक है जो अग्रिम अनुमान के दायरे में आती हैं। चूंकि प्रत्येक फसल का अंतिम अनुमान कटाई के पूरा होने के कम से कम एक महीने बाद प्रकाशित किया जाता है, इसलिए अंतिम अनुमान के समय तक फसल की कीमतें तैयार की जा सकती हैं।

## Paddy : State-Wise Average Farm Harvest Prices in India from 2019-20 to 2022-23 (in Rs/ Quintal)

States	2019-20	2020-21	2021-22	2022-23	Trendline
Andhra Pradesh	1732	1765	1815	1997	
Assam	1253	1310	1345	1372	
Bihar	1303	1386	1425	1571	
Chhattisgarh	1908	2018	1973	2099	
Gujarat	1523	1562	1681	1740	
Jharkhand	1487	1485	1480	1635	
Karnataka	1710	1805	1855	2091	
Madhya Pradesh	1837	2037	1868	2166	
Maharashtra	1932	2098	2133	2250	
Odisha	1658	1605	1544	1554	
Tamil Nadu	1700	1615	1870	1995	
Telangana	1804	1833	1916	1958	
Uttar Pradesh	1569	1609	1796	1919	
West Bengal	1676	1677	1844	NR	




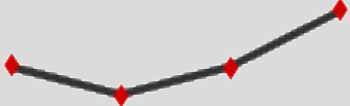

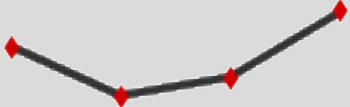
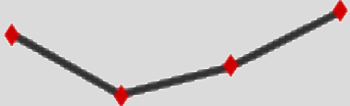
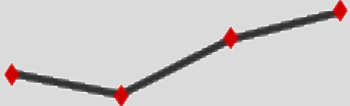
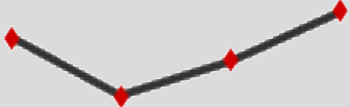

## Wheat : State-Wise Average Farm Harvest Prices in India from 2019-20 to 2022-23 (in Rs/ Quintal)

States	2019-20	2020-21	2021-22	2022-23	Trendline
Bihar	1474	1712	1830	2086	
Gujarat	1868	1775	1994	2378	
Haryana	1975	1840	2015	2173	
Madhya Pradesh	1901	1889	2147	2207	
Maharashtra	1996	1781	2134	NR	
Punjab	1851	1921	1791	2025	
Rajasthan	1886	1852	2145	2262	
Uttar Pradesh	1815	1774	1952	2044	



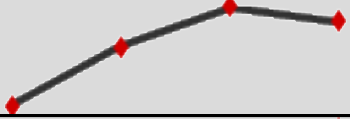


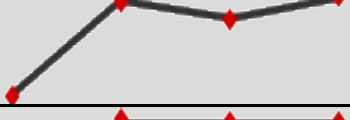



## Maize : State-Wise Average Farm Harvest Prices in India from 2019-20 to 2022-23 (in Rs/ Quintal)

States	2019-20	2020-21	2021-22	2022-23	Trendline
Andhra Pradesh	1721	1636	1908	1957	
Bihar	1274	1356	1431	1668	
Chhattisgarh	1896	1962	1884	2121	
Gujarat	1680	1576	1701	2056	
Himachal Pradesh	2038	2106	2247	2211	
Jammu & Kashmir	1447	1958	1922	2065	
Jharkhand	1506	1813	1717	1825	
Karnataka	1659	1674	1897	1979	
Madhya Pradesh	1862	1648	1630	1938	
Maharashtra	1494	1425	1907	2032	
Rajasthan	1828	1437	1736	2082	
Tamil Nadu	2302	2213	2076	2726	
Telangana	1733	1549	1764	1815	
Uttar Pradesh	1683	1517	1962	1872	




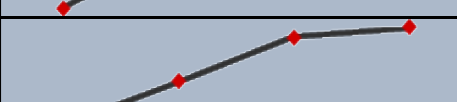




## Bajra : State-Wise Average Farm Harvest Prices in India from 2019-20 to 2022-23 (in Rs/ Quintal)

States	2019-20	2020-21	2021-22	2022-23	Trendline
Andhra Pradesh	1890	1687	1694	2030	
Gujarat	1726	1540	1718	2090	
Haryana	1937	1905	2100	2100	
Karnataka	1725	1510	1588	1889	
Madhya Pradesh	1917	1717	1813	1997	
Maharashtra	1664	1429	2066	2383	
Rajasthan	1828	1467	1682	1994	
Uttar Pradesh	1630	1367	1689	1926	

## Gram : State-Wise Average Farm Harvest Prices in India from 2019-20 to 2022-23 (in Rs/ Quintal)










States	2019-20	2020-21	2021-22	2022-23	Trendline
Bihar	4217	4224	4391	4798	
Chhattisgarh	5614	5670	6094	6239	
Gujarat	3926	4241	4457	4372	
Jharkhand	5269	5691	5747	5840	
Madhya Pradesh	4474	5027	5021	5052	
Maharashtra	3923	4563	4445	4596	
Rajasthan	4002	4738	4720	4725	
Telangana	4419	4720	4944	5249	
Uttar Pradesh	4381	4929	4364	4979	

## Tur/Arhar : State-Wise Average Farm Harvest Prices in India from 2019-20 to 2022-23 (in Rs/ Quintal)

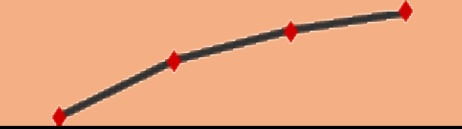
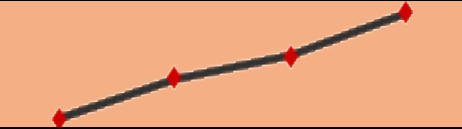
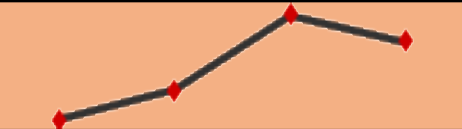
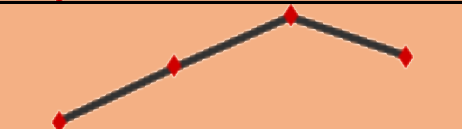
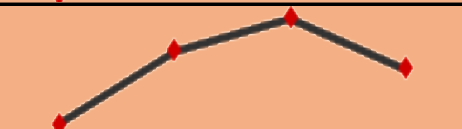
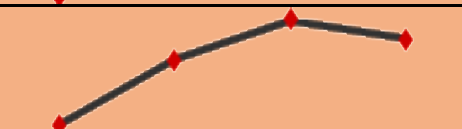
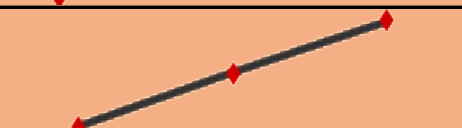
States	2019-20	2020-21	2021-22	2022-23	Trendline
Andhra Pradesh	5064	5844	5878	6865	
Bihar	4763	5006	5546	6275	
Chhattisgarh	5950	7320	7090	8266	
Gujarat	4860	5337	5818	5929	
Jharkhand	6552	6418	6636	6849	
Karnataka	4829	4859	4377	6904	
Madhya Pradesh	5576	6096	5999	6940	
Maharashtra	4920	5940	5903	7244	



## Groundnut : State-Wise Average Farm Harvest Prices in India from 2019-20 to 2022-23 (in Rs/ Quintal)

States	2019-20	2020-21	2021-22	2022-23	Trendline
Andhra Pradesh	5335	5228	5632	6338	
Gujarat	4388	4932	5544	5920	
Karnataka	4702	5067	5798	6379	
Madhya Pradesh	4857	5219	4850	5375	
Maharashtra	4556	4578	5212	NR	
Rajasthan	5047	4976	5330	6011	
Tamil Nadu	5527	5741	7497	6892	
Telangana	4850	5194	6014	6196	
Uttar Pradesh	4081	4966	4713	6088	

## Mustard : State-Wise Average Farm Harvest Prices in India from 2019-20 to 2022-23 (in Rs/ Quintal)

States	2019-20	2020-21	2021-22	2022-23	Trendline
Assam	2996	3220	3335	3414	
Bihar	3535	4336	4782	5653	
Gujarat	3526	4061	5463	4956	
Madhya Pradesh	4037	4985	5872	5169	
Rajasthan	3928	5637	6431	5213	
Uttar Pradesh	3739	5308	6320	5823	
West Bengal	3945	4671	5407	NR	

## Sesamum : State-Wise Average Farm Harvest Prices in India from 2019-20 to 2022-23 (in Rs/ Quintal)

States	2019-20	2020-21	2021-22	2022-23	Trendline
Assam	6315	6865	7003	7011	
Gujarat	9107	7830	8616	11214	
Karnataka	9021	7309	7955	10188	
Madhya Pradesh	11764	9336	9700	10810	
Maharashtra	9624	8259	9995	12471	
Odisha	6247	6743	7704	8239	
Rajasthan	9439	8748	9341	11554	
Uttar Pradesh	8335	7970	8198	8046	

**Crop-wise State-wise Weighted Average of Farm Harvest Prices of Principal Crops in India**

**(Prices in Quintal)**

Crop Name	Variety	Year	Season	Andaman & Nicobar	Andhra Pradesh	Assam	Bihar	Chandigarh	Chhattisgarh	Dadra & Nagar Haveli	Delhi	Goa		
Areca nut	-	2019-20	Summer	-	-	-	-	-	-	-	-	-		
			All Season	17000	-	-	-	-	-	-	-	-	23000	
		2020-21	Kharif	-	-	-	-	-	-	-	-	-	-	
			Summer	-	-	-	-	-	-	-	-	-	-	
			All Season	15110	-	-	-	-	-	-	-	-	-	33400
		2021-22	Summer	-	-	-	-	-	-	-	-	-	-	
			All Season	23600	-	206*	-	-	-	-	-	-	-	44000
		2022-23	Summer	-	-	-	-	-	-	-	-	-	-	
All Season	23200		-	214*	-	-	-	-	-	-	-	35600		
Bajra	-	2019-20	Kharif	-	1872	-	1185	-	-	-	-	2000	-	
			Rabi	-	1908	-	-	-	-	-	-	-	-	
			Summer	-	-	-	-	-	-	-	-	-	-	
			All Season	-	-	-	-	-	3293	-	-	-	-	
		2020-21	Kharif	-	1687	-	-	1187	-	-	-	-	2200	-
			Rabi	-	-	-	-	-	-	-	-	-	-	
			Summer	-	-	-	-	-	-	-	-	-	-	
			All Season	-	-	-	-	-	-	4257	-	-	-	
		2021-22	Kharif	-	1694	-	-	1192	-	-	-	-	2650	-
			Rabi	-	-	-	-	-	-	-	-	-	-	
			Summer	-	-	-	-	-	-	-	-	-	-	
			All Season	-	1694	-	-	-	-	3931	-	-	-	
	2022-23	Kharif	-	2030	-	-	1232	-	-	-	-	1800	-	
		Rabi	-	-	-	-	-	-	-	-	-	-		
		Summer	-	-	-	-	-	-	-	-	-	-		
		All Season	-	2030	-	-	-	-	-	-	-	-		
Local	2021-22	Kharif	-	-	-	-	-	-	-	-	-			
	2022-23	Kharif	-	-	-	-	-	-	-	-	-			
Banana	-	2019-20	All Season	3947	-	-	-	-	-	-	-	450*		
		2020-21	Summer	-	-	-	-	-	-	-	-	-		
			All Season	4112	-	-	-	-	-	-	-	-	450*	
		2021-22	All Season	3800	-	301*	-	-	-	-	-	-	450*	
2022-23	All Season	3400	-	312*	-	-	-	-	-	-	450*			

**Crop-wise State-wise Weighted Average of Farm Harvest Prices of Principal Crops in India**

**(Prices in Quintal)**

Crop Name	Variety	Year	Season	Gujarat	Haryana	Himachal Pradesh	Jammu & Kashmir	Jharkhand	Karnataka	Kerala	Madhya Pradesh	Maharashtra	
Areca nut	-	2019-20	Summer	-	-	-	-	-	27725	-	-	-	
			All Season	-	-	-	-	-	-	-	-	-	-
		2020-21	Kharif	-	-	-	-	-	-	34403	-	-	-
			Summer	-	-	-	-	-	-	35376	-	-	-
		2021-22	All Season	-	-	-	-	-	-	-	-	-	-
			Summer	-	-	-	-	-	-	44687	-	-	-
		2022-23	All Season	-	-	-	-	-	-	-	254*	-	-
			Summer	-	-	-	-	-	-	43285	-	-	-
All Season	-	-	-	-	-	-	-	-	250*	-	-		
Bajra	-	2019-20	Kharif	1773	1937	-	-	6200	1725	-	1917	1664	
			Rabi	-	-	-	-	-	-	-	-	-	-
			Summer	1679	-	-	-	-	-	-	-	-	-
			All Season	-	-	-	1365	-	-	-	-	-	-
		2020-21	Kharif	1444	1905	-	-	-	-	1352	-	1717	1429
			Rabi	-	-	-	-	-	-	1392	-	-	-
			Summer	1635	-	-	-	-	-	1785	-	-	-
			All Season	-	-	-	2292	-	-	-	-	-	-
		2021-22	Kharif	1702	2100	3511	-	-	-	1614	-	1813	2066
			Rabi	-	-	-	-	-	-	-	-	-	-
			Summer	1733	-	-	-	-	-	-	-	-	-
			All Season	-	-	-	2013	-	-	-	-	-	-
	2022-23	Kharif	2003	2100	2556	-	-	2473	1887	-	1997	2383	
		Rabi	-	-	-	-	-	-	2075	-	-	-	
		Summer	2177	-	-	-	-	-	-	-	-	-	
		All Season	-	-	-	2301	-	-	-	-	-	-	
Local	2021-22	Kharif	-	-	-	-	-	1562	-	-	-		
	2022-23	Kharif	-	-	-	-	-	1706	-	-	-		
Banana	-	2019-20	All Season	-	-	-	-	-	3166	-	-		
		2020-21	Summer	-	-	-	-	-	3739	-	-		
			All Season	-	-	-	-	-	-	3015	-		
		2021-22	All Season	-	-	-	-	-	-	3795	-		
2022-23	All Season	-	-	6600	-	-	-	3995	-				



**Crop-wise State-wise Weighted Average of Farm Harvest Prices of Principal Crops in India**

**(Prices in Quintal)**

Crop Name	Variety	Year	Season	Manipur	Mizoram	Nagaland	Odisha	Puducherry	Punjab	Rajasthan	Tamil Nadu	Telangana	
Areca nut	-	2019-20	Summer	-	-	-	-	-	-	-	-	-	
			All Season	-	6387	-	-	-	-	-	-	26632	-
		2020-21	Kharif	-	-	-	-	-	-	-	-	-	-
			Summer	-	-	-	-	-	-	-	-	-	-
		2021-22	All Season	-	6395	-	-	-	-	-	-	-	39786
			Summer	-	-	-	-	-	-	-	-	-	-
		2022-23	All Season	-	6320	12500	-	-	-	-	-	-	41696
			Summer	-	-	-	-	-	-	-	-	-	-
2022-23	All Season	-	4078	-	-	-	-	-	-	-	52655		
	Summer	-	-	-	-	-	-	-	-	-	-		
Bajra	-	2019-20	Kharif	-	-	-	-	-	1467	1828	2380	1836	
			Rabi	-	-	-	-	-	-	-	-	1366	
			Summer	-	-	-	-	-	-	-	-	-	
			All Season	-	-	-	-	-	-	-	-	-	
		2020-21	Kharif	-	-	-	-	-	-	1500	1467	2869	2066
			Rabi	-	-	-	-	-	-	-	-	-	1757
			Summer	-	-	-	-	-	-	-	-	-	-
			All Season	-	-	-	-	-	-	-	-	-	-
		2021-22	Kharif	-	-	-	-	-	-	2156	1682	2384	1957
			Rabi	-	-	-	-	-	-	-	-	-	2452
			Summer	-	-	-	-	-	-	-	-	-	-
			All Season	-	-	-	-	-	-	-	-	-	-
	2022-23	Kharif	-	-	-	-	-	-	1800	1994	3378	2466	
		Rabi	-	-	-	-	-	-	-	-	-	2427	
		Summer	-	-	-	-	-	-	-	-	-	-	
		All Season	-	-	-	-	-	-	-	-	-	-	
Local	2021-22	Kharif	-	-	-	-	-	-	-	-	-		
	2022-23	Kharif	-	-	-	-	-	-	-	-	-		
Banana	-	2019-20	All Season	-	3126	-	-	-	-	-	3209	-	
		2020-21	Summer	-	-	-	-	-	-	-	-	-	
			All Season	-	3418	-	-	-	-	-	-	2785	
		2021-22	All Season	3197	3445	-	-	-	-	-	-	2279	
2022-23	All Season	3218	3738	-	-	-	-	-	-	2946			

**Crop-wise State-wise Weighted Average of Farm Harvest Prices of Principal Crops in India**

**(Prices in Quintal)**

Crop Name	Variety	Year	Season	Tripura	Uttar Pradesh	Uttrakhand	West Bengal
Arecanut	-	2019-20	Summer	-	-	-	-
			All Season	-	-	-	-
		2020-21	Kharif	-	-	-	-
			Summer	-	-	-	-
		2021-22	All Season	-	-	-	-
			Summer	-	-	-	-
		2022-23	All Season	-	-	-	-
			Summer	-	-	-	-
Bajra	-	2019-20	Kharif	-	1630	-	-
			Rabi	-	-	-	-
			Summer	-	-	-	-
			All Season	-	-	-	-
		2020-21	Kharif	-	1367	-	-
			Rabi	-	-	-	-
			Summer	-	-	-	-
			All Season	-	-	-	-
		2021-22	Kharif	-	1689	-	-
			Rabi	-	-	-	-
			Summer	-	-	-	-
			All Season	-	-	-	-
	2022-23	Kharif	-	1926	-	-	
		Rabi	-	-	-	-	
		Summer	-	-	-	-	
		All Season	-	-	-	-	
Local	2021-22	Kharif	-	-	-	-	
	2022-23	Kharif	-	-	-	-	
Banana	-	2019-20	All Season	-	-	-	-
		2020-21	Summer	-	-	-	-
			All Season	-	-	-	-
		2021-22	All Season	-	-	-	-
2022-23	All Season	-	-	-	-		

**Crop-wise State-wise Weighted Average of Farm Harvest Prices of Principal Crops in India**

**(Prices in Quintal)**

Crop Name	Variety	Year	Season	Andaman & Nicobar	Andhra Pradesh	Assam	Bihar	Chandigarh	Chhattisgarh	Dadra & Nagar Haveli	Delhi	Goa	
Barley	-	2019-20	Rabi	-	-	-	1259	-	-	-	-	-	
			All Season	-	-	-	-	2291	-	-	-	-	
		2020-21	Rabi	-	-	-	1212	-	-	-	-	-	-
			All Season	-	-	-	-	-	1563	-	-	-	-
		2021-22	Rabi	-	-	-	1270	-	-	-	-	2350	-
			All Season	-	-	-	-	-	-	2952	-	-	-
2022-23	Rabi	-	-	-	1456	-	-	-	-	-	2000	-	
	All Season	-	-	-	-	-	-	2315	-	-	-	-	
Cashewnut	-	2019-20	Summer	-	-	-	-	-	-	-	-	-	
			All Season	-	-	-	-	-	-	-	-	12000	
		2020-21	Kharif	-	-	-	-	-	-	-	-	-	-
			Summer	-	-	-	-	-	-	-	-	-	-
		2021-22	All Season	-	-	-	-	-	-	-	-	-	12400
			Summer	-	-	-	-	-	-	-	-	-	-
	2022-23	All Season	-	-	-	-	-	-	-	-	-	12600	
		Summer	-	-	-	-	-	-	-	-	-	-	
	Raw	2019-20	All Season	2500	-	-	-	-	-	-	-	-	-
		2020-21	All Season	3750	-	-	-	-	-	-	-	-	-
2021-22		All Season	3750	-	-	-	-	-	-	-	-	-	
2022-23		All Season	4250	-	-	-	-	-	-	-	-	-	
Castorseed	-	2019-20	Kharif	-	3614	-	-	-	-	-	-	-	
			Rabi	-	3614	-	-	-	-	-	-	-	
			All Season	-	-	7743	-	-	5397	-	-	-	
		2020-21	Kharif	-	3748	-	-	-	-	-	-	-	-
			Rabi	-	3748	-	-	-	-	-	-	-	-
			All Season	-	-	8064	-	-	2275	-	-	-	
		2021-22	Kharif	-	4707	-	-	-	-	-	-	-	-
			Rabi	-	-	-	-	-	-	-	-	-	-
			All Season	-	4707	8146	-	-	2500	-	-	-	
2022-23	Kharif	-	6228	-	-	-	-	-	-	-	-		
	Rabi	-	-	-	-	-	-	-	-	-	-		
	All Season	-	6228	8241	-	-	-	-	-	-			

**Crop-wise State-wise Weighted Average of Farm Harvest Prices of Principal Crops in India**

**(Prices in Quintal)**

Crop Name	Variety	Year	Season	Gujarat	Haryana	Himachal Pradesh	Jammu & Kashmir	Jharkhand	Karnataka	Kerala	Madhya Pradesh	Maharashtra		
Barley	-	2019-20	Rabi	-	1573	2211	-	2283	-	-	1832	-		
			All Season	-	-	-	1701	-	-	-	-	-		
		2020-21	Rabi	-	1573	2365	-	2872	-	-	-	1600	-	
			All Season	-	-	-	1888	-	-	-	-	-	-	
		2021-22	Rabi	-	2528	3884	-	3145	-	-	-	2084	-	
			All Season	-	-	-	1567	-	-	-	-	-	-	
2022-23	Rabi	-	1822	2392	-	2486	-	-	-	2038	-			
	All Season	-	-	-	2049	-	-	-	-	-	-			
Cashewnut	-	2019-20	Summer	-	-	-	-	-	8318	-	-	-		
			All Season	-	-	-	-	-	-	-	-	-		
		2020-21	Kharif	-	-	-	-	-	-	8500	-	-	-	
			Summer	-	-	-	-	-	-	8422	-	-	-	
		2021-22	All Season	-	-	-	-	-	-	-	-	-	-	
			Summer	-	-	-	-	-	-	9139	-	-	-	
	2022-23	All Season	-	-	-	-	-	-	-	9473	-	-		
		Summer	-	-	-	-	-	-	10327	-	-	-		
	Raw	-	2019-20	All Season	-	-	-	-	-	-	-	-	-	
				All Season	-	-	-	-	-	-	-	-	-	
			2020-21	All Season	-	-	-	-	-	-	-	-	-	-
				All Season	-	-	-	-	-	-	-	-	-	-
2021-22			All Season	-	-	-	-	-	-	-	-	-	-	
			All Season	-	-	-	-	-	-	-	-	-	-	
2022-23	All Season	-	-	-	-	-	-	-	-	-	-			
	All Season	-	-	-	-	-	-	-	-	-	-			
Castorseed	-	2019-20	Kharif	-	-	-	-	-	3590	-	-	-		
			Rabi	-	-	-	-	-	2500	-	-	-		
			All Season	4007	-	-	-	-	-	-	-	4675	3086	
		2020-21	Kharif	-	-	-	-	-	-	3206	-	-	-	
			Rabi	-	-	-	-	-	-	3336	-	-	-	
			All Season	4063	-	-	-	-	-	-	-	4874	3945	
	2021-22	Kharif	-	-	-	-	-	-	2880	-	-	-		
		Rabi	-	-	-	-	-	-	-	-	-	-		
		All Season	5503	-	-	-	-	-	-	-	5025	5447		
	2022-23	Kharif	-	-	-	-	-	-	8620	-	-	-		
		Rabi	-	-	-	-	-	-	-	-	-	-		
		All Season	6205	-	-	-	-	-	-	-	5000	5441		

**Crop-wise State-wise Weighted Average of Farm Harvest Prices of Principal Crops in India**

**(Prices in Quintal)**

Crop Name	Variety	Year	Season	Manipur	Mizoram	Nagaland	Odisha	Puducherry	Punjab	Rajasthan	Tamil Nadu	Telangan a		
Barley	-	2019-20	Rabi	-	-	-	-	-	-	1491	-	-		
			All Season	-	-	-	-	-	1526	-	-	-		
		2020-21	Rabi	-	-	-	-	-	-	-	1600	-	-	
			All Season	-	-	-	-	-	-	1536	-	-	-	
		2021-22	Rabi	-	-	-	-	-	-	-	2498	6747	-	
			All Season	-	-	-	-	-	-	1728	-	-	-	
		2022-23	Rabi	-	-	-	-	-	-	-	2000	6422	-	
			All Season	-	-	-	-	-	-	1786	-	-	-	
		Cashewnut	-	2019-20	Summer	-	-	-	-	-	-	-	-	-
					All Season	-	-	-	-	-	-	-	17983	-
2020-21	Kharif			-	-	-	-	-	-	-	-	-	-	
	Summer			-	-	-	-	-	-	-	-	-	-	
	All Season			-	-	-	-	-	-	-	-	-	-	
2021-22	Summer			-	-	-	-	-	-	-	-	-	-	
	All Season			-	-	-	-	-	-	-	-	65255	-	
2022-23	Summer			-	-	-	-	-	-	-	-	-	-	
	All Season			-	-	-	-	-	-	-	-	71433	-	
Raw	2019-20			All Season	-	-	-	-	-	-	-	-	-	-
	2020-21		All Season	-	-	-	-	-	-	-	-	-	-	
	2021-22		All Season	-	-	-	-	-	-	-	-	-	-	
	2022-23		All Season	-	-	-	-	-	-	-	-	-	-	
Castorseed	-		2019-20	Kharif	-	-	-	-	-	-	-	-	4492	
		Rabi		-	-	-	-	-	-	4179	-	4925		
		All Season		-	-	-	-	-	-	-	4732	-		
		2020-21	Kharif	-	-	-	-	-	-	-	-	-	4331	
			Rabi	-	-	-	-	-	-	-	4690	-	4408	
			All Season	-	-	-	-	-	-	-	-	4454	-	
		2021-22	Kharif	-	-	-	-	-	-	-	-	-	4604	
			Rabi	-	-	-	-	-	-	-	6809	-	4968	
			All Season	-	-	-	-	-	-	-	-	5233	-	
		2022-23	Kharif	-	-	-	-	-	-	-	-	-	4940	
			Rabi	-	-	-	-	-	-	-	6330	-	4978	
			All Season	-	-	-	-	-	-	-	-	6154	-	



**Crop-wise State-wise Weighted Average of Farm Harvest Prices of Principal Crops in India**

**(Prices in Quintal)**

Crop Name	Variety	Year	Season	Tripura	Uttar Pradesh	Uttrakhand	West Bengal
Barley	-	2019-20	Rabi	-	1688	1814	-
			All Season	-	-	-	-
		2020-21	Rabi	-	1727	1910	-
			All Season	-	-	-	-
		2021-22	Rabi	-	1853	1989	-
			All Season	-	-	-	-
2022-23	Rabi	-	2440	2088	-		
	All Season	-	-	-	-		
Cashewnut	-	2019-20	Summer	-	-	-	-
			All Season	-	-	-	-
		2020-21	Kharif	-	-	-	-
			Summer	-	-	-	-
			All Season	-	-	-	-
		2021-22	Summer	-	-	-	-
	All Season		-	-	-	-	
	2022-23	Summer	-	-	-	-	
		All Season	-	-	-	-	
	Raw	2019-20	All Season	-	-	-	-
		2020-21	All Season	-	-	-	-
		2021-22	All Season	-	-	-	-
2022-23		All Season	-	-	-	-	
Castorseed	-	2019-20	Kharif	-	-	-	-
			Rabi	-	-	-	-
			All Season	-	-	-	-
		2020-21	Kharif	-	-	-	-
			Rabi	-	-	-	-
			All Season	-	-	-	-
		2021-22	Kharif	-	-	-	-
			Rabi	-	-	-	-
			All Season	-	-	-	-
		2022-23	Kharif	-	-	-	-
			Rabi	-	-	-	-
			All Season	-	-	-	-

**Crop-wise State-wise Weighted Average of Farm Harvest Prices of Principal Crops in India**

**(Prices in Quintal)**

Crop Name	Variety	Year	Season	Andaman & Nicobar	Andhra Pradesh	Assam	Bihar	Chandigarh	Chhattisgarh	Dadra & Nagar Haveli	Delhi	Goa	
Chilli	-	2019-20	Kharif	-	-	-	-	-	-	-	-	-	
			All Season	-	-	-	-	-	-	-	-	-	
		2020-21	Kharif	-	-	-	-	-	-	-	-	-	-
			Rabi	-	-	-	5557	-	-	-	-	-	-
			Summer	-	-	-	-	-	-	-	-	-	-
			All Season	-	13671	-	-	-	-	-	-	-	-
		2021-22	Kharif	-	-	-	-	-	-	-	-	-	-
			Rabi	-	-	-	5666	-	-	-	-	-	-
			All Season	-	-	-	-	-	-	-	-	-	-
		2022-23	Kharif	-	-	-	-	-	-	-	-	-	-
			Rabi	-	-	-	7294	-	-	-	-	-	-
			All Season	-	-	-	-	-	-	-	-	-	-
	Dry	2019-20	Kharif	-	-	-	-	-	-	-	-	-	-
			Rabi	-	12745	-	5677	-	-	-	-	-	-
			Summer	-	-	-	-	-	-	-	-	-	-
			All Season	-	-	11735	-	-	10435	-	-	-	-
		2020-21	Kharif	-	13674	-	-	-	-	-	-	-	-
			Rabi	-	13653	-	-	-	-	-	-	-	-
			All Season	-	-	12693	-	-	10542	-	-	-	-
		2021-22	Kharif	-	17783	-	-	-	-	-	-	-	-
			Rabi	-	17694	-	-	-	-	-	-	-	-
			All Season	-	17774	12949	-	-	11934	-	-	-	-
		2022-23	Kharif	-	21653	-	-	-	-	-	-	-	-
			Rabi	-	20722	-	-	-	-	-	-	-	-
	All Season		-	21571	13006	-	-	15998	-	-	-	-	
	Green	2019-20	Rabi	-	-	-	-	-	-	-	-	-	-
			All Season	17447	-	-	-	-	-	5587	-	-	-
		2020-21	Kharif	-	-	-	-	-	-	-	-	-	-
			All Season	18333	-	-	-	-	-	-	-	-	-
		2021-22	Autumn	-	-	-	-	-	-	-	-	-	-
			Winter	-	-	-	-	-	-	-	-	-	-
			All Season	24600	-	-	-	-	-	-	-	-	-
2022-23		Autumn	-	-	-	-	-	-	-	-	-	-	
		Summer	-	-	-	-	-	-	-	-	-	-	
		Winter	-	-	-	-	-	-	-	-	-	-	
		All Season	23000	-	-	-	-	-	-	-	-	-	

Crop-wise State-wise Weighted Average of Farm Harvest Prices of Principal Crops in India

(Prices in Quintal)

Crop Name	Variety	Year	Season	Gujarat	Haryana	Himachal Pradesh	Jammu & Kashmir	Jharkhand	Karnataka	Kerala	Madhya Pradesh	Maharashtra	
Chilli	-	2019-20	Kharif	-	-	-	-	-	-	-	-	-	
			All Season	-	-	9717	8180	4492	-	-	13482	-	
		2020-21	Kharif	-	-	-	-	-	-	-	-	-	-
			Rabi	-	-	-	-	-	-	-	-	-	-
			Summer	-	-	-	-	7200	-	-	-	-	-
			All Season	-	5379	11683	13879	7194	-	-	15862	-	
		2021-22	Kharif	-	-	-	-	-	-	-	-	-	-
			Rabi	-	-	-	-	8380	-	-	-	-	-
			All Season	-	4300	15295	15796	-	-	-	15235	-	
		2022-23	Kharif	-	-	-	-	-	-	-	-	-	-
			Rabi	-	-	-	-	7620	-	-	-	-	-
			All Season	-	4298	10689	18142	-	-	-	20326	-	
	Dry	2019-20	Kharif	-	-	-	-	-	-	-	-	-	-
			Rabi	-	-	-	-	-	-	-	-	-	-
			Summer	-	-	-	-	-	12019	-	-	-	-
			All Season	-	-	-	-	-	-	-	-	-	-
		2020-21	Kharif	-	-	-	-	-	-	10014	-	-	-
			Rabi	-	-	-	-	-	-	-	-	-	-
			All Season	-	-	-	-	-	-	-	-	-	-
		2021-22	Kharif	-	-	-	-	-	-	11500	-	-	-
			Rabi	-	-	-	-	-	-	-	-	-	-
			All Season	-	-	-	-	-	-	6231	-	-	-
		2022-23	Kharif	-	-	-	-	-	-	38187	-	-	-
			Rabi	-	-	-	-	-	-	-	-	-	-
	All Season		-	-	-	-	-	-	-	-	-	-	
	Green	2019-20	Rabi	-	-	-	-	6059	-	-	-	-	
			All Season	-	-	-	-	3070	-	-	-	-	
		2020-21	Kharif	-	-	-	-	-	1519	-	-	-	
			All Season	-	-	-	-	3200	-	-	-	-	
		2021-22	Autumn	-	-	-	-	2650	-	-	-	-	
			Winter	-	-	-	-	4223	-	-	-	-	
			All Season	-	-	-	-	-	-	-	-	-	
2022-23		Autumn	-	-	-	-	2600	-	-	-	-		
		Summer	-	-	-	-	3600	-	-	-	-		
		Winter	-	-	-	-	4859	-	-	-	-		
		All Season	-	-	-	-	-	-	-	-	-		

**Crop-wise State-wise Weighted Average of Farm Harvest Prices of Principal Crops in India**

**(Prices in Quintal)**

Crop Name	Variety	Year	Season	Manipur	Mizoram	Nagaland	Odisha	Puducherry	Punjab	Rajasthan	Tamil Nadu	Telangana		
Chilli	-	2019-20	Kharif	-	-	-	-	-	-	9863	-	-		
			All Season	-	27184	-	-	-	-	-	10528	-		
		2020-21	Kharif	-	-	-	-	-	-	-	6883	-	-	
			Rabi	-	-	-	-	-	-	-	-	-	-	
			Summer	-	-	-	-	-	-	-	-	-	-	
			All Season	-	29457	-	-	-	-	-	-	14157	-	
		2021-22	Kharif	-	-	-	-	-	-	-	9530	-	-	
			Rabi	-	-	-	-	-	-	-	-	-	-	
			All Season	43140	32369	-	-	-	-	-	-	13932	-	
		2022-23	Kharif	-	-	-	-	-	-	-	8664	-	-	
			Rabi	-	-	-	-	-	-	-	-	-	-	
			All Season	71000	32799	-	-	-	-	-	-	20400	-	
	Dry	2019-20	Kharif	-	-	-	-	-	-	-	-	-	10739	
			Rabi	-	-	-	-	-	-	-	-	-	9877	
			Summer	-	-	-	-	-	-	-	-	-	-	
			All Season	-	-	-	-	-	-	-	-	-	-	
		2020-21	Kharif	-	-	-	-	-	-	-	-	-	-	13638
			Rabi	-	-	-	-	-	-	-	-	-	-	13791
			All Season	-	-	-	-	-	-	-	-	-	-	-
		2021-22	Kharif	-	-	-	-	-	-	-	-	-	-	14180
			Rabi	-	-	-	-	-	-	-	-	-	-	16205
			All Season	-	-	-	-	-	-	-	-	-	-	-
		2022-23	Kharif	-	-	-	-	-	-	-	-	-	-	14547
			Rabi	-	-	-	-	-	-	-	-	-	-	14673
	All Season		-	-	-	-	-	-	-	-	-	-	-	
	Green	2019-20	Rabi	-	-	-	-	-	-	-	-	-	-	
			All Season	-	-	-	-	-	-	-	-	-	-	
		2020-21	Kharif	-	-	-	-	-	-	-	-	-	-	
			All Season	-	-	-	-	-	-	-	-	-	-	
		2021-22	Autumn	-	-	-	-	-	-	-	-	-	-	
			Winter	-	-	-	-	-	-	-	-	-	-	
			All Season	-	-	-	-	-	-	-	-	-	-	
2022-23		Autumn	-	-	-	-	-	-	-	-	-	-		
		Summer	-	-	-	-	-	-	-	-	-	-		
		Winter	-	-	-	-	-	-	-	-	-	-		
		All Season	-	-	-	-	-	-	-	-	-	-		

**Crop-wise State-wise Weighted Average of Farm Harvest Prices of Principal Crops in India**

**(Prices in Quintal)**

Crop Name	Variety	Year	Season	Tripura	Uttar Pradesh	Uttrakhand	West Bengal
Chilli	-	2019-20	Kharif	-	-	-	-
			All Season	-	-	-	-
		2020-21	Kharif	-	-	-	-
			Rabi	-	-	-	-
			Summer	-	-	-	-
			All Season	-	-	-	-
		2021-22	Kharif	-	-	-	-
			Rabi	-	-	-	-
			All Season	-	-	-	-
		2022-23	Kharif	-	-	-	-
			Rabi	-	-	-	-
			All Season	-	-	-	-
	Dry	2019-20	Kharif	-	-	-	-
			Rabi	-	-	-	-
			Summer	-	-	-	-
			All Season	-	-	-	-
		2020-21	Kharif	-	-	-	-
			Rabi	-	-	-	-
			All Season	-	-	-	-
		2021-22	Kharif	-	-	-	-
			Rabi	-	-	-	-
			All Season	-	-	-	-
		2022-23	Kharif	-	-	-	-
			Rabi	-	-	-	-
	All Season		-	-	-	-	
	Green	2019-20	Rabi	-	-	-	-
			All Season	-	-	-	-
		2020-21	Kharif	-	-	-	-
			All Season	-	-	-	-
		2021-22	Autumn	-	-	-	-
			Winter	-	-	-	-
			All Season	-	-	-	-
2022-23		Autumn	-	-	-	-	
		Summer	-	-	-	-	
		Winter	-	-	-	-	
	All Season	-	-	-	-		



**Crop-wise State-wise Weighted Average of Farm Harvest Prices of Principal Crops in India**

**(Prices in Quintal)**

Crop Name	Variety	Year	Season	Andaman & Nicobar	Andhra Pradesh	Assam	Bihar	Chandigarh	Chhattisgarh	Dadra & Nagar Haveli	Delhi	Goa		
Coconut	-	2019-20	Summer	-	-	-	-	-	-	-	-	-		
			All Season	-	-	1764*	-	-	-	-	-	15000**		
		2020-21	Kharif	-	-	-	-	-	-	-	-	-	-	
			Summer	-	-	-	-	-	-	-	-	-	-	
			All Season	-	-	1978*	-	-	-	-	-	-	18000**	
		2021-22	Summer	-	-	-	-	-	-	-	-	-	-	
			All Season	-	-	2045*	-	-	-	-	-	-	20000**	
		2022-23	Summer	-	-	-	-	-	-	-	-	-	-	
			All Season	-	-	2095*	-	-	-	-	-	-	17000**	
		With husk	2019-20	All Season	-	-	-	-	-	-	-	-	-	-
			2020-21	All Season	-	-	-	-	-	-	-	-	-	-
			2021-22	All Season	-	-	-	-	-	-	-	-	-	-
	2022-23		All Season	-	-	-	-	-	-	-	-	-	-	

**Crop-wise State-wise Weighted Average of Farm Harvest Prices of Principal Crops in India**

**(Prices in Quintal)**

Crop Name	Variety	Year	Season	Gujarat	Haryana	Himachal Pradesh	Jammu & Kashmir	Jharkhand	Karnataka	Kerala	Madhya Pradesh	Maharashtra	
Coconut	-	2019-20	Summer	-	-	-	-	-	11513	-	-	-	
			All Season	-	-	-	-	-	-	-	-	-	
		2020-21	Kharif	-	-	-	-	-	-	13893	-	-	-
			Summer	-	-	-	-	-	-	14908	-	-	-
		2021-22	All Season	-	-	-	-	-	-	-	-	-	-
			Summer	-	-	-	-	-	-	16859	-	-	-
		2022-23	All Season	-	-	-	-	-	-	-	1397*	-	-
			Summer	-	-	-	-	-	-	16663	-	-	-
		With husk	All Season	-	-	-	-	-	-	-	1178*	-	-
			Summer	-	-	-	-	-	-	-	-	-	-
		2019-20	All Season	-	-	-	-	-	-	-	-	-	-
		2020-21	All Season	-	-	-	-	-	-	-	-	-	-
	2021-22	All Season	-	-	-	-	-	-	-	-	-	-	
	2022-23	All Season	-	-	-	-	-	-	-	-	-	-	

**Crop-wise State-wise Weighted Average of Farm Harvest Prices of Principal Crops in India**

**(Prices in Quintal)**

Crop Name	Variety	Year	Season	Manipur	Mizoram	Nagaland	Odisha	Puducherry	Punjab	Rajasthan	Tamil Nadu	Telangana	
Coconut	-	2019-20	Summer	-	-	-	-	-	-	-	-	-	
			All Season	-	4102	-	-	9586**	-	-	-	-	
		2020-21	Kharif	-	-	-	-	-	-	-	-	-	-
			Summer	-	-	-	-	-	-	-	-	-	-
		2021-22	All Season	-	4115	-	-	16087**	-	-	-	-	-
			Summer	-	-	-	-	-	-	-	-	-	-
		2022-23	All Season	-	4413	-	-	13903**	-	-	-	-	-
			Summer	-	-	-	-	-	-	-	-	-	-
		With husk	All Season	-	3761	-	-	12661**	-	-	-	-	-
			Summer	-	-	-	-	-	-	-	-	-	-
	With husk	-	2019-20	All Season	-	-	-	-	-	-	-	1495*	-
			2020-21	All Season	-	-	-	-	-	-	-	1715*	-
			2021-22	All Season	-	-	-	-	-	-	-	1462*	-
			2022-23	All Season	-	-	-	-	-	-	-	1507*	-

**Crop-wise State-wise Weighted Average of Farm Harvest Prices of Principal Crops in India**

**(Prices in Quintal)**

Crop Name	Variety	Year	Season	Tripura	Uttar Pradesh	Uttrakhand	West Bengal
Coconut	-	2019-20	Summer	-	-	-	-
			All Season	-	-	-	-
		2020-21	Kharif	-	-	-	-
			Summer	-	-	-	-
			All Season	-	-	-	-
			Summer	-	-	-	-
		2021-22	Summer	-	-	-	-
			All Season	-	-	-	-
		2022-23	Summer	-	-	-	-
			All Season	-	-	-	-
	With husk	2019-20	All Season	-	-	-	-
		2020-21	All Season	-	-	-	-
		2021-22	All Season	-	-	-	-
		2022-23	All Season	-	-	-	-

Crop-wise State-wise Weighted Average of Farm Harvest Prices of Principal Crops in India

(Prices in Quintal)

Crop Name	Variety	Year	Season	Andaman & Nicobar	Andhra Pradesh	Assam	Bihar	Chandigarh	Chhattisgarh	Dadra & Nagar Haveli	Delhi	Goa	
Cotton	-	2019-20	Kharif	-	4707	-	-	-	-	-	-	-	
			Rabi	-	4707	-	-	-	-	-	-	-	
			All Season	-	-	4777	-	-	-	-	-	-	
		2020-21	Kharif	-	4933	-	-	-	-	-	-	-	-
			Rabi	-	4933	-	-	-	-	-	-	-	-
			All Season	-	-	5069	-	-	-	-	-	-	-
		2021-22	Kharif	-	7774	-	-	-	-	-	-	-	-
			All Season	-	7774	5132	-	-	-	-	-	-	-
		2022-23	Kharif	-	7892	-	-	-	-	-	-	-	-
			Rabi	-	6172	-	-	-	-	-	-	-	-
			All Season	-	7844	5243	-	-	-	-	-	-	-
		Desi	2019-20	All Season	-	-	-	-	-	-	-	-	-
	2020-21		All Season	-	-	-	-	-	-	-	-	-	
	2021-22		Kharif	-	-	-	-	-	-	-	-	-	
			Rabi	-	-	-	-	-	-	-	-	-	
			All Season	-	-	-	-	-	-	-	-	-	
	2022-23		Rabi	-	-	-	-	-	-	-	-	-	
		All Season	-	-	-	-	-	-	-	-	-		
	American	2019-20	All Season	-	-	-	-	-	-	-	-	-	
		2020-21	All Season	-	-	-	-	-	-	-	-	-	
		2021-22	All Season	-	-	-	-	-	-	-	-	-	
		2022-23	All Season	-	-	-	-	-	-	-	-	-	
	Lint	2020-21	Kharif	-	-	-	-	-	-	-	-	-	
		2021-22	Kharif	-	-	-	-	-	-	-	-	-	
		2022-23	Kharif	-	-	-	-	-	-	-	-	-	
	Hybrid	2019-20	Rabi	-	-	-	-	-	-	-	-	-	
			All Season	-	-	-	-	-	-	-	-	-	
		2020-21	Kharif	-	-	-	-	-	-	-	-	-	
			Rabi	-	-	-	-	-	-	-	-	-	
			All Season	-	-	-	-	-	-	-	-	-	
		2021-22	Kharif	-	-	-	-	-	-	-	-	-	
			All Season	-	-	-	-	-	-	-	-	-	
2022-23		Kharif	-	-	-	-	-	-	-	-	-		
		Rabi	-	-	-	-	-	-	-	-	-		
	All Season	-	-	-	-	-	-	-	-	-			

Crop-wise State-wise Weighted Average of Farm Harvest Prices of Principal Crops in India

(Prices in Quintal)

Crop Name	Variety	Year	Season	Gujarat	Haryana	Himachal Pradesh	Jammu & Kashmir	Jharkhand	Karnataka	Kerala	Madhya Pradesh	Maharashtra	
Cotton	-	2019-20	Kharif	-	-	-	-	-	4941	-	-	-	
			Rabi	-	-	-	-	-	-	-	-	-	
			All Season	-	-	-	-	-	-	-	5188	-	
		2020-21	Kharif	-	-	-	-	-	-	-	-	-	-
			Rabi	-	-	-	-	-	-	-	-	-	-
			All Season	-	-	-	-	-	-	-	-	5096	-
		2021-22	Kharif	-	-	-	-	-	-	-	-	-	-
			All Season	-	-	-	-	-	-	-	-	7102	-
		2022-23	Kharif	-	-	-	-	-	-	-	-	-	-
			Rabi	-	-	-	-	-	-	-	-	-	-
			All Season	-	-	-	-	-	-	-	-	7413	-
		Desi	-	2019-20	All Season	2880	5500	-	-	-	-	-	-
	2020-21				All Season	-	5300	-	-	-	-	-	-
				2021-22	Kharif	-	-	-	-	-	4459	-	-
	Rabi				-	-	-	-	-	6531	-	-	-
	All Season				4310	8542	-	-	-	-	-	-	-
	2022-23			Rabi	-	-	-	-	-	8902	-	-	-
		All Season	2438	8542	-	-	-	-	-	-	-		
	American	-	2019-20	All Season	-	5477	-	-	-	-	-	-	-
				2020-21	All Season	-	5477	-	-	-	-	-	-
			2021-22		All Season	-	8793	-	-	-	-	-	-
				All Season	-	8793	-	-	-	-	-	-	-
	Lint	-	2020-21	Kharif	-	-	-	-	-	-	-	-	
				2021-22	Kharif	-	-	-	-	-	-	-	-
			Kharif		-	-	-	-	-	-	-	-	
	Hybrid	-	2019-20	Rabi	-	-	-	-	-	5544	-	-	-
				All Season	4499	-	-	-	-	-	-	-	-
			2020-21	Kharif	-	-	-	-	-	5043	-	-	-
				Rabi	-	-	-	-	-	5200	-	-	-
				All Season	4979	-	-	-	-	-	-	-	-
			2021-22	Kharif	-	-	-	-	-	8520	-	-	-
				All Season	7549	-	-	-	-	-	-	-	-
			2022-23	Kharif	-	-	-	-	-	8455	-	-	-
Rabi				-	-	-	-	-	8897	-	-	-	
All Season	7927	-		-	-	-	-	-	-	-			

Crop-wise State-wise Weighted Average of Farm Harvest Prices of Principal Crops in India

(Prices in Quintal)

Crop Name	Variety	Year	Season	Manipur	Mizoram	Nagaland	Odisha	Puducherry	Punjab	Rajasthan	Tamil Nadu	Telangana		
Cotton	-	2019-20	Kharif	-	-	-	-	-	-	5407	-	5081		
			Rabi	-	-	-	-	-	-	-	-	-		
			All Season	-	-	-	-	4625	-	-	5470	-		
		2020-21	Kharif	-	-	-	-	-	-	-	5530	-	5286	
			Rabi	-	-	-	-	-	-	-	-	-	-	
			All Season	-	-	-	-	4080	-	-	5534	-		
		2021-22	Kharif	-	-	-	-	-	-	-	7750	-	6424	
			All Season	-	-	-	-	4687	-	-	10754	-		
		2022-23	Kharif	-	-	-	-	-	-	-	8180	-	6593	
			Rabi	-	-	-	-	-	-	-	-	-	6514	
			All Season	-	-	-	-	4860	-	-	7517	-		
		Desi	2019-20	All Season	-	-	-	-	-	-	5437	-	-	-
	2020-21			All Season	-	-	-	-	-	5721	-	-	-	
				2021-22	Kharif	-	-	-	-	-	-	-	-	-
	Rabi		-		-	-	-	-	-	-	-	-		
	All Season		-		-	-	-	-	5729	-	-	-		
	2022-23		Rabi	-	-	-	-	-	-	-	-	-	-	
			All Season	-	-	-	-	-	7500	-	-	-		
	American		2019-20	All Season	-	-	-	-	-	-	5386	-	-	-
			2020-21	All Season	-	-	-	-	-	-	6085	-	-	-
		2021-22	All Season	-	-	-	-	-	-	7626	-	-	-	
		2022-23	All Season	-	-	-	-	-	-	6692	-	-	-	
	Lint	2020-21	Kharif	-	-	-	-	-	-	-	9453	-	-	
		2021-22	Kharif	-	-	-	-	-	-	-	8025	-	-	
		2022-23	Kharif	-	-	-	-	-	-	-	9899	-	-	
	Hybrid	2019-20	Rabi	-	-	-	-	-	-	-	-	-	-	
			All Season	-	-	-	-	-	-	-	-	-	-	
			2020-21	Kharif	-	-	-	-	-	-	-	-	-	-
				Rabi	-	-	-	-	-	-	-	-	-	-
				All Season	-	-	-	-	-	-	-	-	-	-
			2021-22	Kharif	-	-	-	-	-	-	-	-	-	-
		All Season		-	-	-	-	-	-	-	-	-	-	
2022-23		Kharif	-	-	-	-	-	-	-	-	-	-		
		Rabi	-	-	-	-	-	-	-	-	-	-		
		All Season	-	-	-	-	-	-	-	-	-	-		

**Crop-wise State-wise Weighted Average of Farm Harvest Prices of Principal Crops in India**

**(Prices in Quintal)**

Crop Name	Variety	Year	Season	Tripura	Uttar Pradesh	Uttrakhand	West Bengal		
Cotton	-	2019-20	Kharif	-	-	-	-		
			Rabi	-	-	-	-		
			All Season	-	-	-	-		
		2020-21	Kharif	-	-	-	-		
			Rabi	-	-	-	-		
			All Season	-	-	-	-		
		2021-22	Kharif	-	-	-	-		
			All Season	-	-	-	-		
		2022-23	Kharif	-	-	-	-		
			Rabi	-	-	-	-		
			All Season	-	-	-	-		
		Desi	2019-20	All Season	-	-	-	-	
	2020-21			All Season	-	-	-	-	
				2021-22	Kharif	-	-	-	-
	Rabi		-		-	-	-		
	All Season		-		-	-	-		
	2022-23		Rabi	-	-	-	-		
		All Season	-	-	-	-			
	American	2019-20	All Season	-	-	-	-		
			2020-21	All Season	-	-	-	-	
				2021-22	All Season	-	-	-	-
					All Season	-	-	-	-
	Lint	2020-21	Kharif	-	-	-	-		
			2021-22	Kharif	-	-	-	-	
				Kharif	-	-	-	-	
	Hybrid	2019-20	Rabi	-	-	-	-		
			All Season	-	-	-	-		
		2020-21	Kharif	-	-	-	-		
			Rabi	-	-	-	-		
			All Season	-	-	-	-		
2021-22		Kharif	-	-	-	-			
		All Season	-	-	-	-			
2022-23		Kharif	-	-	-	-			
		Rabi	-	-	-	-			
	All Season	-	-	-	-				



**Crop-wise State-wise Weighted Average of Farm Harvest Prices of Principal Crops in India**

**(Prices in Quintal)**

Crop Name	Variety	Year	Season	Andaman & Nicobar	Andhra Pradesh	Assam	Bihar	Chandigarh	Chhattisgarh	Dadra & Nagar Haveli	Delhi	Goa	
Ginger	-	2019-20	Kharif	-	-	-	-	-	-	-	-	-	
			Rabi	-	-	-	3380	-	-	-	-	-	
			All Season	18723	-	4208	-	-	-	-	-	-	
		2020-21	Kharif	-	-	-	-	-	-	-	-	-	-
			Rabi	-	-	-	3392	-	-	-	-	-	-
			Summer	-	-	-	-	-	-	-	-	-	-
			All Season	17389	-	4706	-	-	-	-	-	-	-
		2021-22	Kharif	-	-	-	-	-	-	-	-	-	-
			Rabi	-	-	-	4168	-	-	-	-	-	-
			Summer	-	-	-	-	-	-	-	-	-	-
			All Season	16400	-	4821	-	-	-	-	-	-	-
		2022-23	Kharif	-	-	-	-	-	-	-	-	-	-
			Rabi	-	-	-	5124	-	-	-	-	-	-
			Summer	-	-	-	-	-	-	-	-	-	-
			All Season	15400	-	4919	-	-	-	-	-	-	-
		Dry	2019-20	All Season	-	-	-	-	-	-	-	-	-
	2020-21		All Season	-	-	-	-	-	-	-	-	-	-
	2021-22		All Season	-	-	-	-	-	-	-	-	-	-
	2022-23		All Season	-	-	-	-	-	-	-	-	-	-
	Fresh	2019-20	All Season	-	-	-	-	-	9055	-	-	-	-
2020-21		All Season	-	-	-	-	-	8552	-	-	-	-	
2021-22		All Season	-	-	-	-	-	6665	-	-	-	-	
2022-23		All Season	-	-	-	-	-	7425	-	-	-	-	
Gram	-	2019-20	Rabi	-	4060	-	4217	-	5614	-	-	-	
			All Season	-	-	4729	-	-	-	-	-	-	
		2020-21	Kharif	-	-	-	-	-	-	-	-	-	-
			Rabi	-	4717	-	4224	-	5670	-	-	-	-
			Summer	-	-	-	-	-	-	-	-	-	-
			All Season	-	-	5213	-	-	-	-	-	-	-
		2021-22	Rabi	-	4680	-	4391	-	6094	-	6525	-	-
			All Season	-	4680	5335	-	-	-	-	-	-	-
		2022-23	Kharif	-	-	-	-	-	-	-	-	-	-
			Rabi	-	4810	-	4798	-	6239	-	5200	-	-
	All Season		-	4810	5512	-	-	-	-	-	-	-	
	Bengalgram	2019-20	Rabi	-	-	-	-	-	-	-	-	-	-
		2021-22	Rabi	-	-	-	-	-	-	-	-	-	-
2022-23		Rabi	-	-	-	-	-	-	-	-	-	-	

Crop-wise State-wise Weighted Average of Farm Harvest Prices of Principal Crops in India

(Prices in Quintal)

Crop Name	Variety	Year	Season	Gujarat	Haryana	Himachal Pradesh	Jammu & Kashmir	Jharkhand	Karnataka	Kerala	Madhya Pradesh	Maharashtra	
Ginger	-	2019-20	Kharif	-	-	-	-	-	-	-	-	-	
			Rabi	-	-	-	-	-	-	-	-	-	
			All Season	-	-	6611	-	9110	-	-	-	-	
		2020-21	Kharif	-	-	-	-	-	-	-	1835	-	-
			Rabi	-	-	-	-	-	-	8667	-	-	-
			Summer	-	-	-	-	-	-	-	2211	-	-
			All Season	-	-	6984	-	-	-	-	-	-	-
		2021-22	Kharif	-	-	-	-	-	-	-	-	-	-
			Rabi	-	-	-	-	-	-	9017	-	-	-
			Summer	-	-	-	-	-	-	-	1909	-	-
			All Season	-	-	7655	-	-	-	-	-	-	-
		2022-23	Kharif	-	-	-	-	-	-	-	-	-	-
	Rabi		-	-	-	-	-	-	8851	-	-	-	
	Summer		-	-	-	-	-	-	-	2291	-	-	
	All Season		-	-	6491	-	-	-	-	-	-	-	
	Dry	2019-20	All Season	-	-	-	-	-	-	-	13515	-	-
		2020-21	All Season	-	-	-	-	-	-	-	11491	-	-
		2021-22	All Season	-	-	-	-	-	-	-	8935	-	-
		2022-23	All Season	-	-	-	-	-	-	-	15565	-	-
	Fresh	2019-20	All Season	-	-	-	-	-	-	-	-	7674	-
2020-21		All Season	-	-	-	-	-	-	-	-	4982	-	
2021-22		All Season	-	-	-	-	-	-	-	-	4300	-	
2022-23		All Season	-	-	-	-	-	-	-	-	5614	-	
Gram	-	2019-20	Rabi	-	4944	-	-	5269	-	-	4474	-	
			All Season	3926	-	7177	1500	-	-	-	-	3923	
		2020-21	Kharif	-	-	-	-	-	-	-	4779	-	-
			Rabi	-	5038	-	-	-	5691	4578	-	5027	-
			Summer	-	-	-	-	-	-	4005	-	-	-
			All Season	4241	-	7820	1587	-	-	-	-	-	4563
		2021-22	Rabi	-	5500	-	-	-	5747	-	-	5021	-
			All Season	4457	-	8775	-	-	-	-	-	-	4445
		2022-23	Kharif	-	-	-	-	-	-	-	-	-	-
			Rabi	-	5500	-	-	-	5840	-	-	5052	-
	All Season		4372	-	6744	7400	-	-	-	-	-	4596	
	Bengalgram	2019-20	Rabi	-	-	-	-	-	-	3983	-	-	
2021-22		Rabi	-	-	-	-	-	-	4613	-	-		
2022-23		Rabi	-	-	-	-	-	-	4737	-	-		

Crop-wise State-wise Weighted Average of Farm Harvest Prices of Principal Crops in India

(Prices in Quintal)

Crop Name	Variety	Year	Season	Manipur	Mizoram	Nagaland	Odisha	Puducherry	Punjab	Rajasthan	Tamil Nadu	Telangan a	
Ginger	-	2019-20	Kharif	-	-	-	-	-	-	4930	-	-	
			Rabi	-	-	-	-	-	-	-	-	-	
			All Season	-	2534	4000	-	-	-	-	-	-	
		2020-21	Kharif	-	-	-	-	-	-	-	6489	-	-
			Rabi	-	-	-	-	-	-	-	-	-	-
			Summer	-	-	-	-	-	-	-	-	-	-
		2021-22	All Season	-	2426	4000	-	-	-	-	-	-	-
			Kharif	-	-	-	-	-	-	-	3500	-	-
			Rabi	-	-	-	-	-	-	-	-	-	-
		2022-23	Summer	-	-	-	-	-	-	-	-	-	-
			All Season	3655	2714	4000	-	-	-	-	-	-	-
			Kharif	-	-	-	-	-	-	-	5010	-	-
	Dry	2022-23	Rabi	-	-	-	-	-	-	-	-	-	
			Summer	-	-	-	-	-	-	-	-	-	
			All Season	3195	3164	4500	-	-	-	-	-	-	
	Fresh	2019-20	All Season	-	-	-	-	-	-	-	-	-	
			2020-21	All Season	-	-	-	-	-	-	-	-	
				2021-22	All Season	-	-	-	-	-	-	-	29123
					All Season	-	-	-	-	-	-	-	-
	Gram	-	2019-20	Rabi	-	-	-	-	-	-	4002	6354	4419
All Season				-	-	-	-	-	3950	-	-	-	
2020-21			Kharif	-	-	-	-	-	-	-	-	-	-
			Rabi	-	-	-	-	-	-	-	4738	6396	4720
	Summer		-	-	-	-	-	-	-	-	-	-	
2021-22	All Season		-	-	-	-	-	-	4137	-	-	-	
	Rabi		-	-	-	-	-	-	-	4720	6924	4944	
2022-23	All Season		-	-	-	-	-	-	4267	-	-	-	
	Kharif		-	-	-	-	-	-	-	-	-	5081	
	Rabi		-	-	-	-	-	-	-	4725	8002	5417	
Bengalgram	2022-23		All Season	-	-	-	-	-	-	5000	-	-	-
			Rabi	-	-	-	-	-	-	-	-	-	
		Rabi	-	-	-	-	-	-	-	-	-		

**Crop-wise State-wise Weighted Average of Farm Harvest Prices of Principal Crops in India**

**(Prices in Quintal)**

Crop Name	Variety	Year	Season	Tripura	Uttar Pradesh	Uttrakhand	West Bengal
Ginger	-	2019-20	Kharif	-	-	5908	-
			Rabi	-	-	-	-
			All Season	-	-	-	-
		2020-21	Kharif	-	-	7362	-
			Rabi	-	-	-	-
			Summer	-	-	-	-
			All Season	-	-	-	-
		2021-22	Kharif	-	-	7200	-
			Rabi	-	-	-	-
			Summer	-	-	-	-
			All Season	-	-	-	-
		2022-23	Kharif	-	-	7245	-
	Rabi		-	-	-	-	
	Summer		-	-	-	-	
	All Season		-	-	-	-	
	Dry	2019-20	All Season	-	-	-	-
		2020-21	All Season	-	-	-	-
		2021-22	All Season	-	-	-	-
		2022-23	All Season	-	-	-	-
	Fresh	2019-20	All Season	-	-	-	-
2020-21		All Season	-	-	-	-	
2021-22		All Season	-	-	-	-	
2022-23		All Season	-	-	-	-	
Gram	-	2019-20	Rabi	-	4381	4620	5607
			All Season	-	-	-	-
		2020-21	Kharif	-	-	-	-
			Rabi	-	4929	5416	5709
			Summer	-	-	-	-
			All Season	-	-	-	-
		2021-22	Rabi	-	4364	5879	5784
			All Season	-	-	-	-
		2022-23	Kharif	-	-	-	-
	Rabi		-	4979	6246	-	
	All Season		-	-	-	-	
Bengalgram	2019-20	Rabi	-	-	-	-	
	2021-22	Rabi	-	-	-	-	
	2022-23	Rabi	-	-	-	-	

**Crop-wise State-wise Weighted Average of Farm Harvest Prices of Principal Crops in India**

**(Prices in Quintal)**

Crop Name	Variety	Year	Season	Andaman & Nicobar	Andhra Pradesh	Assam	Bihar	Chandigarh	Chhattisgarh	Dadra & Nagar Haveli	Delhi	Goa	
GroundNut	-	2019-20	Kharif	-	5028	-	6859	-	-	-	-	-	
			Rabi	-	5641	-	-	-	-	-	-	-	
			Summer	-	-	-	-	-	-	-	-	-	
			All Season	15000	-	-	-	-	5865	-	-	-	
		2020-21	Kharif	-	4414	-	6803	-	-	-	-	-	-
			Rabi	-	6042	-	-	-	-	-	-	-	-
			Summer	-	-	-	-	-	-	-	-	-	-
			All Season	15000	-	-	-	-	6405	-	-	-	
		2021-22	Kharif	-	5192	-	6820	-	-	-	-	-	-
			Rabi	-	6141	-	-	-	-	-	-	-	-
			Summer	-	-	-	-	-	-	-	-	-	-
			Winter	-	-	-	-	-	-	-	-	-	-
			All Season	15000	5562	-	-	-	6099	-	-	-	
		2022-23	Kharif	-	5876	-	6848	-	-	-	-	-	-
			Rabi	-	6829	-	-	-	-	-	-	-	-
			Summer	-	-	-	-	-	-	-	-	-	-
			Winter	-	-	-	-	-	-	-	-	-	-
			All Season	15000	6308	-	-	-	8116	-	-	-	

**Crop-wise State-wise Weighted Average of Farm Harvest Prices of Principal Crops in India**

**(Prices in Quintal)**

Crop Name	Variety	Year	Season	Gujarat	Haryana	Himachal Pradesh	Jammu & Kashmir	Jharkhand	Karnataka	Kerala	Madhya Pradesh	Maharashtra
GroundNut	-	2019-20	Kharif	4244	-	-	-	6388	4438	-	4857	-
			Rabi	4532	-	-	-	-	4607	-	-	-
			Summer	-	-	-	-	-	5060	-	-	-
			All Season	-	4409	7951	-	3853	-	-	-	4556
		2020-21	Kharif	4796	4409	-	-	-	4261	-	5219	-
			Rabi	-	-	-	-	-	5703	-	-	-
			Summer	5067	-	-	-	-	5236	-	-	-
			All Season	-	-	7990	-	4769	-	-	-	4578
		2021-22	Kharif	5365	4610	-	-	-	5331	-	4850	-
			Rabi	-	-	-	-	-	6303	-	-	-
			Summer	5722	-	-	-	-	5761	-	-	-
			Winter	-	-	-	-	4834	-	-	-	-
			All Season	-	-	9722	-	-	-	-	-	5212
		2022-23	Kharif	5882	4610	-	-	-	5958	-	5375	-
			Rabi	-	-	-	-	-	6486	-	-	-
			Summer	5957	-	-	-	-	6694	-	-	-
			Winter	-	-	-	-	4982	-	-	-	-
			All Season	-	-	11500	-	-	-	-	-	-

**Crop-wise State-wise Weighted Average of Farm Harvest Prices of Principal Crops in India**

**(Prices in Quintal)**

Crop Name	Variety	Year	Season	Manipur	Mizoram	Nagaland	Odisha	Puducherry	Punjab	Rajasthan	Tamil Nadu	Telangana	
GroundNut	-	2019-20	Kharif	-	-	-	-	-	-	5047	5527	5072	
			Rabi	-	-	-	-	-	-	-	-	4627	
			Summer	-	-	-	-	-	-	-	-	-	
			All Season	-	-	-	4244	4524	5090	-	-	-	
		2020-21	Kharif	-	-	-	-	-	-	-	4976	5741	4489
			Rabi	-	-	-	-	-	-	-	-	-	5898
			Summer	-	-	-	-	-	-	-	-	-	-
			All Season	-	-	-	4576	4628	4500	-	-	-	
		2021-22	Kharif	-	-	-	-	-	-	-	5330	-	5970
			Rabi	-	-	-	-	-	-	-	-	7497	6057
			Summer	-	-	-	-	-	-	-	-	-	-
			Winter	-	-	-	-	-	-	-	-	-	-
			All Season	-	-	-	4647	6100	-	-	-	-	
		2022-23	Kharif	-	-	-	-	-	-	-	6011	-	6202
			Rabi	-	-	-	-	-	-	-	-	6892	6190
			Summer	-	-	-	-	-	-	-	-	-	-
			Winter	-	-	-	-	-	-	-	-	-	-
All Season	-		-	-	4996	6127	5850	-	-	-			

**Crop-wise State-wise Weighted Average of Farm Harvest Prices of Principal Crops in India**

**(Prices in Quintal)**

Crop Name	Variety	Year	Season	Tripura	Uttar Pradesh	Uttrakhand	West Bengal
GroundNut	-	2019-20	Kharif	-	4081	7778	-
			Rabi	-	-	-	-
			Summer	-	-	-	-
			All Season	-	-	-	-
		2020-21	Kharif	-	4966	6193	-
			Rabi	-	-	-	-
			Summer	-	-	-	-
			All Season	-	-	-	-
		2021-22	Kharif	-	4713	6314	-
			Rabi	-	-	-	-
			Summer	-	-	-	-
			Winter	-	-	-	-
			All Season	-	-	-	-
		2022-23	Kharif	-	6088	6366	-
			Rabi	-	-	-	-
			Summer	-	-	-	-
Winter	-		-	-	-		
All Season	-		-	-	-		



**Crop-wise State-wise Weighted Average of Farm Harvest Prices of Principal Crops in India**

**(Prices in Quintal)**

Crop Name	Variety	Year	Season	Andaman & Nicobar	Andhra Pradesh	Assam	Bihar	Chandigarh	Chhattisgarh	Dadra & Nagar Haveli	Delhi	Goa		
Jowar	-	2019-20	Kharif	-	2495	-	906	-	2680	-	-	-		
			Rabi	-	1659	-	-	-	-	-	-	-		
			All Season	-	-	-	-	-	-	1834	-	-		
		2020-21	Kharif	-	2409	-	902	-	3158	-	-	-	-	
			Rabi	-	1992	-	-	-	3970	-	-	-	-	
			All Season	-	-	-	-	-	-	-	-	-	-	
		2021-22	Kharif	-	2541	-	919	-	3737	-	3400	-	-	
			Rabi	-	2021	-	-	-	3192	-	-	-	-	
			All Season	-	2023	-	-	-	-	-	-	-	-	
		2022-23	Kharif	-	2931	-	921	-	3988	-	2500	-	-	
			Rabi	-	2634	-	-	-	3983	-	-	-	-	
			All Season	-	2639	-	-	-	-	-	-	-	-	
	Local	2019-20	Kharif	-	-	-	-	-	-	-	-	-	-	
			Rabi	-	-	-	-	-	-	-	-	-	-	
			2020-21	Kharif	-	-	-	-	-	-	-	-	-	-
				Rabi	-	-	-	-	-	-	-	-	-	-
				Summer	-	-	-	-	-	-	-	-	-	-
			2021-22	Kharif	-	-	-	-	-	-	-	-	-	-
		Rabi		-	-	-	-	-	-	-	-	-	-	
		Summer		-	-	-	-	-	-	-	-	-	-	
		2022-23	Kharif	-	-	-	-	-	-	-	-	-	-	
			Rabi	-	-	-	-	-	-	-	-	-	-	
			Summer	-	-	-	-	-	-	-	-	-	-	
		HYV	2019-20	Kharif	-	-	-	-	-	-	-	-	-	-
	Rabi			-	-	-	-	-	-	-	-	-	-	
	Summer			-	-	-	-	-	-	-	-	-	-	
	2020-21		Kharif	-	-	-	-	-	-	-	-	-	-	
			Rabi	-	-	-	-	-	-	-	-	-	-	
			Summer	-	-	-	-	-	-	-	-	-	-	
	2021-22		Kharif	-	-	-	-	-	-	-	-	-	-	
Rabi			-	-	-	-	-	-	-	-	-	-		
2022-23	Kharif		-	-	-	-	-	-	-	-	-	-		
	Rabi	-	-	-	-	-	-	-	-	-	-			
	Summer	-	-	-	-	-	-	-	-	-	-			

**Crop-wise State-wise Weighted Average of Farm Harvest Prices of Principal Crops in India**

**(Prices in Quintal)**

Crop Name	Variety	Year	Season	Gujarat	Haryana	Himachal Pradesh	Jammu & Kashmir	Jharkhand	Karnataka	Kerala	Madhya Pradesh	Maharashtra		
Jowar	-	2019-20	Kharif	-	-	-	-	-	-	-	2610	2313		
			Rabi	-	-	-	-	-	-	-	-	1930	-	
			All Season	3153	2235	-	-	-	-	-	-	-	-	
		2020-21	Kharif	-	-	-	-	-	-	-	-	-	2582	1775
			Rabi	-	-	-	-	-	-	-	-	-	2400	-
			All Season	2771	2236	-	-	-	-	-	-	-	-	-
		2021-22	Kharif	-	-	4016	-	-	-	-	-	-	2476	1984
			Rabi	-	-	-	-	-	-	-	-	-	2101	-
			All Season	2543	2236	-	-	-	-	-	-	-	-	-
		2022-23	Kharif	-	-	3340	-	-	-	-	-	-	2865	2883
			Rabi	-	-	-	-	-	-	-	-	-	2270	-
			All Season	3030	2236	-	-	-	-	-	-	-	-	-
	Local	2019-20	Kharif	-	-	-	-	-	-	2361	-	-	-	
			Rabi	-	-	-	-	-	-	2012	-	-	-	
			All Season	-	-	-	-	-	-	-	-	-	-	
		2020-21	Kharif	-	-	-	-	-	-	1498	-	-	-	
			Rabi	-	-	-	-	-	-	1651	-	-	-	
			Summer	-	-	-	-	-	-	1707	-	-	-	
		2021-22	Kharif	-	-	-	-	-	-	1545	-	-	-	
			Rabi	-	-	-	-	-	-	1965	-	-	-	
		2022-23	Kharif	-	-	-	-	-	-	2293	-	-	-	
			Rabi	-	-	-	-	-	-	3725	-	-	-	
			Summer	-	-	-	-	-	-	2254	-	-	-	
		HYV	2019-20	Kharif	-	-	-	-	-	-	2213	-	-	-
	Rabi			-	-	-	-	-	-	2628	-	-	-	
	Summer			-	-	-	-	-	-	1729	-	-	-	
	2020-21		Kharif	-	-	-	-	-	-	1992	-	-	-	
			Rabi	-	-	-	-	-	-	2866	-	-	-	
			Summer	-	-	-	-	-	-	3825	-	-	-	
	2021-22		Kharif	-	-	-	-	-	-	2100	-	-	-	
Rabi			-	-	-	-	-	-	2098	-	-	-		
2022-23	Kharif		-	-	-	-	-	-	1743	-	-	-		
	Rabi		-	-	-	-	-	-	2503	-	-	-		
	Summer		-	-	-	-	-	-	5156	-	-	-		

Crop-wise State-wise Weighted Average of Farm Harvest Prices of Principal Crops in India

(Prices in Quintal)

Crop Name	Variety	Year	Season	Manipur	Mizoram	Nagaland	Odisha	Puducherry	Punjab	Rajasthan	Tamil Nadu	Telangana		
Jowar	-	2019-20	Kharif	-	-	-	-	-	-	2103	3112	1655		
			Rabi	-	-	-	-	-	-	-	-	2241		
			All Season	-	-	-	-	-	-	-	-	-		
		2020-21	Kharif	-	-	-	-	-	-	-	1895	3079	2925	
			Rabi	-	-	-	-	-	-	-	-	-	2550	
			All Season	-	-	-	-	-	-	-	-	-	-	
		2021-22	Kharif	-	-	-	-	-	-	-	1989	2921	3219	
			Rabi	-	-	-	-	-	-	-	-	-	3217	
			All Season	-	-	-	-	-	-	-	-	-	-	
		2022-23	Kharif	-	-	-	-	-	-	-	2579	3236	3287	
			Rabi	-	-	-	-	-	-	-	-	-	3255	
			All Season	-	-	-	-	-	-	-	-	-	-	
	Local	2019-20	Kharif	-	-	-	-	-	-	-	-	-	-	
			Rabi	-	-	-	-	-	-	-	-	-	-	
			2020-21	Kharif	-	-	-	-	-	-	-	-	-	-
				Rabi	-	-	-	-	-	-	-	-	-	-
				Summer	-	-	-	-	-	-	-	-	-	-
			2021-22	Kharif	-	-	-	-	-	-	-	-	-	-
		Rabi		-	-	-	-	-	-	-	-	-	-	
		2022-23		Kharif	-	-	-	-	-	-	-	-	-	-
			Rabi	-	-	-	-	-	-	-	-	-	-	
			Summer	-	-	-	-	-	-	-	-	-	-	
		HYV	2019-20	Kharif	-	-	-	-	-	-	-	-	-	-
				Rabi	-	-	-	-	-	-	-	-	-	-
	Summer			-	-	-	-	-	-	-	-	-	-	
	2020-21		Kharif	-	-	-	-	-	-	-	-	-	-	
			Rabi	-	-	-	-	-	-	-	-	-	-	
			Summer	-	-	-	-	-	-	-	-	-	-	
	2021-22		Kharif	-	-	-	-	-	-	-	-	-	-	
			Rabi	-	-	-	-	-	-	-	-	-	-	
2022-23	Kharif		-	-	-	-	-	-	-	-	-	-		
	Rabi	-	-	-	-	-	-	-	-	-	-			
	Summer	-	-	-	-	-	-	-	-	-	-			

**Crop-wise State-wise Weighted Average of Farm Harvest Prices of Principal Crops in India**

**(Prices in Quintal)**

Crop Name	Variety	Year	Season	Tripura	Uttar Pradesh	Uttrakhand	West Bengal	
Jowar	-	2019-20	Kharif	-	1949	-	-	
			Rabi	-	-	-	-	
			All Season	-	-	-	-	
		2020-21	Kharif	-	1799	-	-	
			Rabi	-	-	-	-	
			All Season	-	-	-	-	
		2021-22	Kharif	-	2802	-	-	
			Rabi	-	-	-	-	
			All Season	-	-	-	-	
		2022-23	Kharif	-	2567	-	-	
			Rabi	-	-	-	-	
			All Season	-	-	-	-	
	Local	2019-20	Kharif	-	-	-	-	
			Rabi	-	-	-	-	
			2020-21	Kharif	-	-	-	-
				Rabi	-	-	-	-
				Summer	-	-	-	-
			2021-22	Kharif	-	-	-	-
		Rabi		-	-	-	-	
		2022-23		Kharif	-	-	-	-
			Rabi	-	-	-	-	
			Summer	-	-	-	-	
		HYV	2019-20	Kharif	-	-	-	-
				Rabi	-	-	-	-
Summer	-			-	-	-		
2020-21	Kharif		-	-	-	-		
	Rabi		-	-	-	-		
	Summer		-	-	-	-		
2021-22	Kharif		-	-	-	-		
	Rabi		-	-	-	-		
2022-23	Kharif		-	-	-	-		
	Rabi	-	-	-	-			
	Summer	-	-	-	-			

**Crop-wise State-wise Weighted Average of Farm Harvest Prices of Principal Crops in India**

**(Prices in Quintal)**

Crop Name	Variety	Year	Season	Andaman & Nicobar	Andhra Pradesh	Assam	Bihar	Chandigarh	Chhattisgarh	Dadra & Nagar Haveli	Delhi	Goa	
Jute	-	2019-20	Kharif	-	-	-	3185	-	-	-	-	-	
			All Season	-	-	2130	-	-	-	-	-	-	
		2020-21	Kharif	-	-	-	3157	-	-	-	-	-	-
			All Season	-	-	2291	-	-	-	-	-	-	-
		2021-22	Kharif	-	-	-	4411	-	-	-	-	-	-
			All Season	-	-	2396	-	-	-	-	-	-	-
2022-23	Kharif	-	-	-	4905	-	-	-	-	-	-		
	All Season	-	-	2468	-	-	-	-	-	-	-		
Linseed	-	2019-20	Rabi	-	-	-	3629	-	-	-	-	-	
			All Season	-	-	3346	-	-	4042	-	-	-	
		2020-21	Rabi	-	-	-	3620	-	-	-	-	-	
			All Season	-	-	3567	-	-	-	-	-	-	
		2021-22	Rabi	-	-	-	4275	-	-	-	-	-	
			All Season	-	-	3621	-	-	5863	-	-	-	
2022-23	Rabi	-	-	-	4684	-	-	-	-	-			
	All Season	-	-	3644	-	-	-	-	-	-			

**Crop-wise State-wise Weighted Average of Farm Harvest Prices of Principal Crops in India**

**(Prices in Quintal)**

Crop Name	Variety	Year	Season	Gujarat	Haryana	Himachal Pradesh	Jammu & Kashmir	Jharkhand	Karnataka	Kerala	Madhya Pradesh	Maharashtra	
Jute	-	2019-20	Kharif	-	-	-	-	-	-	-	-	-	
			All Season	-	-	-	-	2310	-	-	-	-	
		2020-21	Kharif	-	-	-	-	-	-	-	-	-	-
			All Season	-	-	-	-	-	-	-	-	-	-
		2021-22	Kharif	-	-	-	-	-	-	-	-	-	-
			All Season	-	-	-	-	-	-	-	-	-	-
		2022-23	Kharif	-	-	-	-	-	-	-	-	-	-
			All Season	-	-	-	-	-	-	-	-	-	-
Linseed	-	2019-20	Rabi	-	-	-	-	-	-	-	4747	-	
			All Season	-	-	8582	5567	-	-	-	-	4535	
		2020-21	Rabi	-	-	-	-	5774	-	-	-	5369	-
			All Season	-	-	8599	9095	-	-	-	-	-	5457
		2021-22	Rabi	-	-	-	-	4727	-	-	-	6177	-
			All Season	-	-	10062	6227	-	-	-	-	-	6898
		2022-23	Rabi	-	-	-	-	-	-	-	-	-	-
			All Season	-	-	7813	6970	-	-	-	-	-	6155

**Crop-wise State-wise Weighted Average of Farm Harvest Prices of Principal Crops in India**

**(Prices in Quintal)**

Crop Name	Variety	Year	Season	Manipur	Mizoram	Nagaland	Odisha	Puducherry	Punjab	Rajasthan	Tamil Nadu	Telangana	
Jute	-	2019-20	Kharif	-	-	-	-	-	-	-	-	-	
			All Season	-	-	-	3847	-	-	-	-	-	
		2020-21	Kharif	-	-	-	-	-	-	-	-	-	-
			All Season	-	-	-	3924	-	-	-	-	-	-
		2021-22	Kharif	-	-	-	-	-	-	-	-	-	-
			All Season	-	-	-	4353	-	-	-	-	-	-
2022-23	Kharif	-	-	-	-	-	-	-	-	-	-		
	All Season	-	-	-	4682	-	-	-	-	-	-		
Linseed	-	2019-20	Rabi	-	-	-	-	-	-	4201	-	-	
			All Season	-	-	-	-	-	-	-	-	-	
		2020-21	Rabi	-	-	-	-	-	-	-	5256	-	-
			All Season	-	-	-	-	-	-	9000	-	-	-
		2021-22	Rabi	-	-	-	-	-	-	-	5474	-	-
			All Season	-	-	-	-	-	-	-	-	-	-
2022-23	Rabi	-	-	-	-	-	-	-	5398	-	-		
	All Season	-	-	-	-	-	-	-	-	-	-		

**Crop-wise State-wise Weighted Average of Farm Harvest Prices of Principal Crops in India**

**(Prices in Quintal)**

Crop Name	Variety	Year	Season	Tripura	Uttar Pradesh	Uttrakhand	West Bengal
Jute	-	2019-20	Kharif	-	-	-	-
			All Season	-	-	-	4179
		2020-21	Kharif	-	-	-	-
			All Season	-	-	-	4766
		2021-22	Kharif	-	-	-	-
			All Season	-	-	-	5993
2022-23	Kharif	-	-	-	-		
	All Season	-	-	-	-		
Linseed	-	2019-20	Rabi	-	4054	-	-
			All Season	-	-	-	-
		2020-21	Rabi	-	5246	-	-
			All Season	-	-	-	-
		2021-22	Rabi	-	5261	-	-
			All Season	-	-	-	-
2022-23	Rabi	-	5384	-	-		
	All Season	-	-	-	-		



**Crop-wise State-wise Weighted Average of Farm Harvest Prices of Principal Crops in India**

**(Prices in Quintal)**

Crop Name	Variety	Year	Season	Andaman & Nicobar	Andhra Pradesh	Assam	Bihar	Chandigarh	Chhattisgarh	Dadra & Nagar Haveli	Delhi	Goa	
Maize	-	2019-20	Kharif	-	1879	-	1340	-	1896	-	-	-	
			Rabi	-	1562	-	1238	-	-	-	-	-	
			Summer	-	-	-	1243	-	-	-	-	-	
			All Season	4000	-	1145	-	1500	-	-	-	-	
		2020-21	Kharif	-	1639	-	1421	-	1962	-	-	-	-
			Rabi	-	1632	-	1312	-	-	-	-	-	-
			Summer	-	-	-	1335	-	-	-	-	-	-
			All Season	4915	-	1284	-	1660	-	-	-	-	-
		2021-22	Kharif	-	1630	-	-	-	1884	-	2300	-	-
			Rabi	-	2101	-	1374	-	-	-	-	-	-
			Summer	-	-	-	1404	-	-	-	-	-	-
			All Season	4800	1992	1326	-	2321	-	-	-	-	-
		2022-23	Kharif	-	2045	-	-	-	2121	-	1800	-	-
			Rabi	-	1899	-	1686	-	-	-	-	-	-
			Summer	-	-	-	1613	-	-	-	-	-	-
			All Season	4500	1928	1326	-	2605	-	-	-	-	-
	Bhadea	2021-22	Autumn	-	-	-	-	-	-	-	-	-	-
			All Season	-	-	-	1516	-	-	-	-	-	-
	2022-23	Autumn	-	-	-	-	-	-	-	-	-	-	-
		All Season	-	-	-	1704	-	-	-	-	-	-	-
	HB	2019-20	Kharif	-	-	-	-	-	-	-	-	-	-
			Rabi	-	-	-	-	-	-	-	-	-	-
			Summer	-	-	-	-	-	-	-	-	-	-
		2020-21	Kharif	-	-	-	-	-	-	-	-	-	-
			Rabi	-	-	-	-	-	-	-	-	-	-
			Summer	-	-	-	-	-	-	-	-	-	-
		2021-22	Kharif	-	-	-	-	-	-	-	-	-	-
			Rabi	-	-	-	-	-	-	-	-	-	-
			Summer	-	-	-	-	-	-	-	-	-	-
		2022-23	Kharif	-	-	-	-	-	-	-	-	-	-
Rabi			-	-	-	-	-	-	-	-	-	-	
Summer			-	-	-	-	-	-	-	-	-	-	

**Crop-wise State-wise Weighted Average of Farm Harvest Prices of Principal Crops in India**

**(Prices in Quintal)**

Crop Name	Variety	Year	Season	Gujarat	Haryana	Himachal Pradesh	Jammu & Kashmir	Jharkhand	Karnataka	Kerala	Madhya Pradesh	Maharashtra	
Maize	-	2019-20	Kharif	-	-	-	-	1482	-	-	1862	1494	
			Rabi	-	-	-	-	-	-	-	-	-	
			Summer	-	-	-	-	-	-	-	-	-	
			All Season	1680	1979	2038	1447	1529	-	-	-	-	
		2020-21	Kharif	-	1850	-	-	-	-	-	-	1648	1425
			Rabi	-	-	-	-	2097	-	-	-	-	-
			Summer	-	-	-	-	1702	-	-	-	-	-
			All Season	1576	-	2106	1958	1640	-	-	-	-	-
		2021-22	Kharif	-	2200	-	-	-	-	-	-	1630	1907
			Rabi	-	-	-	-	1747	-	-	-	-	-
			Summer	-	-	-	-	1821	-	-	-	-	-
			All Season	1701	-	2247	1922	-	-	-	-	-	-
		2022-23	Kharif	-	2200	-	-	-	-	-	-	1938	2032
			Rabi	-	-	-	-	1763	-	-	-	-	-
			Summer	-	-	-	-	2042	-	-	-	-	-
			All Season	2056	-	2211	2065	-	-	-	-	-	-
	Bhadea	2021-22	Autumn	-	-	-	-	1582	-	-	-	-	
			All Season	-	-	-	-	-	-	-	-	-	
		2022-23	Autumn	-	-	-	-	1670	-	-	-	-	
			All Season	-	-	-	-	-	-	-	-	-	
	HB	2019-20	Kharif	-	-	-	-	-	1827	-	-	-	
			Rabi	-	-	-	-	-	1751	-	-	-	
			Summer	-	-	-	-	-	1398	-	-	-	
		2020-21	Kharif	-	-	-	-	-	-	1376	-	-	
			Rabi	-	-	-	-	-	-	1548	-	-	
			Summer	-	-	-	-	-	-	2099	-	-	
		2021-22	Kharif	-	-	-	-	-	-	1699	-	-	
			Rabi	-	-	-	-	-	-	1930	-	-	
			Summer	-	-	-	-	-	-	2062	-	-	
		2022-23	Kharif	-	-	-	-	-	-	2041	-	-	
Rabi			-	-	-	-	-	-	2088	-	-		
Summer			-	-	-	-	-	-	1807	-	-		

**Crop-wise State-wise Weighted Average of Farm Harvest Prices of Principal Crops in India**

**(Prices in Quintal)**

Crop Name	Variety	Year	Season	Manipur	Mizoram	Nagaland	Odisha	Puducherry	Punjab	Rajasthan	Tamil Nadu	Telangana	
Maize	-	2019-20	Kharif	1950	-	1600	-	-	-	1828	2302	1771	
			Rabi	2020	-	-	-	-	-	-	-	-	1694
			Summer	-	-	-	-	-	-	-	-	-	-
			All Season	-	3316	-	1388	-	1647	-	-	-	-
		2020-21	Kharif	1956	-	1600	-	-	-	-	1437	2213	1575
			Rabi	2014	-	-	-	-	-	-	-	-	1522
			Summer	-	-	-	-	-	-	-	-	-	-
			All Season	-	3143	-	1526	-	1519	-	-	-	-
		2021-22	Kharif	3000	-	2000	-	-	-	-	1736	2076	1661
			Rabi	-	-	-	-	-	-	-	-	-	1867
			Summer	-	-	-	-	-	-	-	-	-	-
			All Season	-	3357	-	1533	-	1650	-	-	-	-
		2022-23	Kharif	4583	-	2500	-	-	-	-	2082	2726	1830
			Rabi	-	-	-	-	-	-	-	-	-	1800
			Summer	-	-	-	-	-	-	-	-	-	-
			All Season	-	3520	-	1597	-	1856	-	-	-	-
	Bhadea	2021-22	Autumn	-	-	-	-	-	-	-	-	-	-
			All Season	-	-	-	-	-	-	-	-	-	-
		2022-23	Autumn	-	-	-	-	-	-	-	-	-	-
			All Season	-	-	-	-	-	-	-	-	-	-
	HB	2019-20	Kharif	-	-	-	-	-	-	-	-	-	-
			Rabi	-	-	-	-	-	-	-	-	-	-
			Summer	-	-	-	-	-	-	-	-	-	-
		2020-21	Kharif	-	-	-	-	-	-	-	-	-	-
			Rabi	-	-	-	-	-	-	-	-	-	-
			Summer	-	-	-	-	-	-	-	-	-	-
		2021-22	Kharif	-	-	-	-	-	-	-	-	-	-
			Rabi	-	-	-	-	-	-	-	-	-	-
			Summer	-	-	-	-	-	-	-	-	-	-
		2022-23	Kharif	-	-	-	-	-	-	-	-	-	-
			Rabi	-	-	-	-	-	-	-	-	-	-
			Summer	-	-	-	-	-	-	-	-	-	-

**Crop-wise State-wise Weighted Average of Farm Harvest Prices of Principal Crops in India**

**(Prices in Quintal)**

Crop Name	Variety	Year	Season	Tripura	Uttar Pradesh	Uttrakhand	West Bengal
Maize	-	2019-20	Kharif	-	1683	2023	-
			Rabi	-	-	-	-
			Summer	-	-	-	-
			All Season	2500	-	-	-
		2020-21	Kharif	-	1517	2329	-
			Rabi	-	-	-	-
			Summer	-	-	-	-
			All Season	2658	-	-	-
		2021-22	Kharif	-	1962	2239	-
			Rabi	-	-	-	-
			Summer	-	-	-	-
			All Season	2757	-	-	-
		2022-23	Kharif	-	1872	2509	-
			Rabi	-	-	-	-
			Summer	-	-	-	-
			All Season	2867	-	-	-
	Bhadea	2021-22	Autumn	-	-	-	-
			All Season	-	-	-	-
		2022-23	Autumn	-	-	-	-
			All Season	-	-	-	-
	HB	2019-20	Kharif	-	-	-	-
			Rabi	-	-	-	-
			Summer	-	-	-	-
		2020-21	Kharif	-	-	-	-
			Rabi	-	-	-	-
			Summer	-	-	-	-
		2021-22	Kharif	-	-	-	-
			Rabi	-	-	-	-
Summer			-	-	-	-	
2022-23		Kharif	-	-	-	-	
		Rabi	-	-	-	-	
		Summer	-	-	-	-	

**Crop-wise State-wise Weighted Average of Farm Harvest Prices of Principal Crops in India**

**(Prices in Quintal)**

Crop Name	Variety	Year	Season	Andaman & Nicobar	Andhra Pradesh	Assam	Bihar	Chandigarh	Chhattisgarh	Dadra & Nagar Haveli	Delhi	Goa	
Mesta	-	2019-20	Kharif	-	2534	-	2293	-	-	-	-	-	
			Rabi	-	2534	-	-	-	-	-	-	-	
			All Season	-	-	1545	-	-	-	-	-	-	
		2020-21	Kharif	-	3829	-	2274	-	-	-	-	-	-
			Rabi	-	3828	-	-	-	-	-	-	-	-
			All Season	-	-	1670	-	-	-	-	-	-	-
		2021-22	Autumn	-	-	-	-	-	-	-	-	-	-
			Kharif	-	4720	-	4001	-	-	-	-	-	-
			All Season	-	4720	1728	-	-	-	-	-	-	-
		2022-23	Autumn	-	-	-	-	-	-	-	-	-	-
			Kharif	-	3334	-	4284	-	-	-	-	-	-
			All Season	-	3334	1748	-	-	-	-	-	-	-
Nigerseed		2019-20	All Season	-	-	3715	-	-	6034	3530	-	-	
		2020-21	All Season	-	-	3913	-	-	7438	-	-	-	
		2021-22	All Season	-	-	3963	-	-	6994	-	-	-	
		2022-23	All Season	-	-	3968	-	-	7722	-	-	-	

**Crop-wise State-wise Weighted Average of Farm Harvest Prices of Principal Crops in India**

**(Prices in Quintal)**

Crop Name	Variety	Year	Season	Gujarat	Haryana	Himachal Pradesh	Jammu & Kashmir	Jharkhand	Karnataka	Kerala	Madhya Pradesh	Maharashtra	
Mesta	-	2019-20	Kharif	-	-	-	-	-	-	-	-	-	
			Rabi	-	-	-	-	-	-	-	-	-	
			All Season	-	-	-	-	2210	-	-	-	-	
		2020-21	Kharif	-	-	-	-	-	-	-	-	-	-
			Rabi	-	-	-	-	-	-	-	-	-	-
			All Season	-	-	-	-	2119	-	-	-	-	-
		2021-22	Autumn	-	-	-	-	2121	-	-	-	-	-
			Kharif	-	-	-	-	-	-	-	-	-	-
			All Season	-	-	-	-	-	-	-	-	-	-
		2022-23	Autumn	-	-	-	-	2133	-	-	-	-	-
			Kharif	-	-	-	-	-	-	-	-	-	-
			All Season	-	-	-	-	-	-	-	-	-	-
Nigerseed		2019-20	All Season	-	-	-	-	-	-	-	3800	4475	
		2020-21	All Season	-	-	-	-	-	-	-	6723	4900	
		2021-22	All Season	-	-	-	-	-	-	-	-	4794	
		2022-23	All Season	-	-	-	-	-	-	-	6353	4211	

**Crop-wise State-wise Weighted Average of Farm Harvest Prices of Principal Crops in India**

**(Prices in Quintal)**

Crop Name	Variety	Year	Season	Manipur	Mizoram	Nagaland	Odisha	Puducherry	Punjab	Rajasthan	Tamil Nadu	Telangana		
Mesta	-	2019-20	Kharif	-	-	-	-	-	-	-	-	-		
			Rabi	-	-	-	-	-	-	-	-	-	-	
			All Season	-	-	-	-	-	-	-	-	-	-	
		2020-21	Kharif	-	-	-	-	-	-	-	-	-	-	-
			Rabi	-	-	-	-	-	-	-	-	-	-	-
			All Season	-	-	-	-	-	-	-	-	-	-	-
		2021-22	Autumn	-	-	-	-	-	-	-	-	-	-	-
			Kharif	-	-	-	-	-	-	-	-	-	-	-
			All Season	-	-	-	-	-	-	-	-	-	-	-
		2022-23	Autumn	-	-	-	-	-	-	-	-	-	-	-
			Kharif	-	-	-	-	-	-	-	-	-	-	-
			All Season	-	-	-	-	-	-	-	-	-	-	-
Nigerseed		2019-20	All Season	-	-	-	4706	-	-	-	-	-		
		2020-21	All Season	-	-	-	4606	-	-	-	-	-		
		2021-22	All Season	-	-	-	4906	-	-	-	-	-		
		2022-23	All Season	-	-	-	5309	-	-	-	-	-		

**Crop-wise State-wise Weighted Average of Farm Harvest Prices of Principal Crops in India**

**(Prices in Quintal)**

Crop Name	Variety	Year	Season	Tripura	Uttar Pradesh	Uttrakhand	West Bengal
Mesta	-	2019-20	Kharif	-	-	-	-
			Rabi	-	-	-	-
			All Season	-	-	-	-
		2020-21	Kharif	-	-	-	-
			Rabi	-	-	-	-
			All Season	-	-	-	-
		2021-22	Autumn	-	-	-	-
			Kharif	-	-	-	-
			All Season	-	-	-	-
		2022-23	Autumn	-	-	-	-
			Kharif	-	-	-	-
			All Season	-	-	-	-
Nigerseed		2019-20	All Season	-	-	-	-
		2020-21	All Season	-	-	-	-
		2021-22	All Season	-	-	-	-
		2022-23	All Season	-	-	-	-



**Crop-wise State-wise Weighted Average of Farm Harvest Prices of Principal Crops in India**

**(Prices in Quintal)**

Crop Name	Variety	Year	Season	Andaman & Nicobar	Andhra Pradesh	Assam	Bihar	Chandigarh	Chhattisgarh	Dadra & Nagar Haveli	Delhi	Goa	
Paddy	-	2019-20	Autumn	-	-	1216	-	-	-	-	-	-	
			Kharif	-	1728	-	-	-	-	-	-	-	
			Rabi	-	1735	-	-	-	-	-	-	-	
			Summer	-	-	1200	1153	-	-	-	-	-	
			Winter	-	-	1342	-	-	-	-	-	-	
			All Season	1100	-	-	-	1835	-	-	3100	1250	
		2020-21	Autumn	-	-	1254	-	-	-	-	-	-	-
			Kharif	-	1757	-	-	-	-	-	-	-	-
			Rabi	-	1772	-	-	-	-	-	-	-	-
			Summer	-	-	1248	1209	-	-	-	-	-	
			Winter	-	-	1428	-	-	-	-	-	-	
			All Season	1744	-	-	-	1889	-	-	3300	1400	
		2021-22	Autumn	-	-	1279	-	-	-	-	-	-	-
			Kharif	-	1798	-	-	-	-	-	-	-	-
			Rabi	-	1834	-	-	-	-	-	-	-	-
			Summer	-	-	1286	1234	-	-	-	-	-	
			Winter	-	-	1471	-	-	-	-	-	-	
			All Season	1800	1813	-	-	1961	-	-	3900	1400	
		2022-23	Autumn	-	-	1296	-	-	-	-	-	-	-
			Kharif	-	1993	-	-	-	-	-	-	-	-
			Rabi	-	2002	-	-	-	-	-	-	-	-
			Summer	-	-	1313	1502	-	-	-	-	-	
			Winter	-	-	1507	-	-	-	-	-	-	
			All Season	1700	1996	-	-	2060	-	4100	3200	1400	
	Coarse	2019-20	Kharif	-	-	-	-	-	1708	-	-	-	
		2021-22	Kharif	-	-	-	-	-	1656	-	-	-	
		2022-23	Kharif	-	-	-	-	-	1826	-	-	-	
			All Season	-	-	-	-	-	-	-	-	-	
Local	2019-20	Kharif	-	-	-	-	-	-	-	-	-		
		All Season	-	-	-	-	-	-	-	-	-		
	2020-21	Kharif	-	-	-	-	-	-	-	-	-		
		All Season	-	-	-	-	-	-	-	-	-		
	2021-22	Kharif	-	-	-	-	-	-	-	-	-		
		All Season	-	-	-	-	-	-	-	-	-		
	2022-23	Kharif	-	-	-	-	-	-	-	-	-		
		All Season	-	-	-	-	-	-	-	-	-		
Bhadea	2019-20	Kharif	-	-	-	1376	-	-	-	-			

**Crop-wise State-wise Weighted Average of Farm Harvest Prices of Principal Crops in India**

**(Prices in Quintal)**

Crop Name	Variety	Year	Season	Andaman & Nicobar	Andhra Pradesh	Assam	Bihar	Chandigarh	Chhattisgarh	Dadra & Nagar Haveli	Delhi	Goa	
Paddy	Bhadea	2020-21	Kharif	-	-	-	1485	-	-	-	-	-	
		2021-22	Autumn	-	-	-	-	-	-	-	-	-	
			Kharif	-	-	-	1529	-	-	-	-	-	
		2022-23	Autumn	-	-	-	-	-	-	-	-	-	-
			Kharif	-	-	-	1538	-	-	-	-	-	-
		Aghani	2019-20	Kharif	-	-	-	1379	-	-	-	-	-
	All Season			-	-	-	-	-	-	-	-	-	
	2020-21		Kharif	-	-	-	1464	-	-	-	-	-	
			All Season	-	-	-	-	-	-	-	-	-	
	2021-22		Kharif	-	-	-	1512	-	-	-	-	-	
			Winter	-	-	-	-	-	-	-	-	-	
	2022-23		Kharif	-	-	-	1673	-	-	-	-	-	
			Winter	-	-	-	-	-	-	-	-	-	
	Fine	2019-20	Kharif	-	-	-	-	-	2262	-	-	-	
			All Season	-	-	-	-	-	-	1428	-	-	
		2020-21	Kharif	-	-	-	-	-	2234	-	-	-	
			All Season	-	-	-	-	-	-	-	-	-	
		2021-22	Kharif	-	-	-	-	-	2427	-	-	-	
			Rabi	-	-	-	-	-	-	-	-	-	
			All Season	-	-	-	-	-	-	-	-	-	
		2022-23	Kharif	-	-	-	-	-	2561	-	-	-	
			Rabi	-	-	-	-	-	-	-	-	-	
			All Season	-	-	-	-	-	-	-	-	-	
	Medium	2019-20	Kharif	-	-	-	-	-	1753	-	-	-	
			All Season	-	-	-	-	-	-	1044	-	-	
		2020-21	Kharif	-	-	-	-	-	1801	-	-	-	
			All Season	-	-	-	-	-	-	-	-	-	
		2021-22	Kharif	-	-	-	-	-	1835	-	-	-	
			All Season	-	-	-	-	-	-	-	-	-	
		2022-23	Kharif	-	-	-	-	-	1909	-	-	-	
All Season			-	-	-	-	-	-	-	-	-		

Crop-wise State-wise Weighted Average of Farm Harvest Prices of Principal Crops in India

(Prices in Quintal)

Crop Name	Variety	Year	Season	Gujarat	Haryana	Himachal Pradesh	Jammu & Kashmir	Jharkhand	Karnataka	Kerala	Madhya Pradesh	Maharashtra	
Paddy	-	2019-20	Autumn	-	-	-	-	-	-	-	-	-	
			Kharif	-	-	-	-	-	1843	-	-	-	
			Rabi	-	-	-	-	1425	-	-	-	-	
			Summer	-	-	-	-	-	1787	-	-	-	
			Winter	-	-	-	-	-	-	-	-	-	
			All Season	1523	-	2490	1831	1520	-	2366	-	1932	
		2020-21	Autumn	-	-	-	-	-	-	-	-	-	-
			Kharif	-	-	-	-	-	-	1842	-	-	-
			Rabi	-	-	-	-	-	-	1832	-	-	-
			Summer	-	-	-	-	1487	1767	-	-	-	
			Winter	-	-	-	-	-	-	-	-	-	
			All Season	1562	-	2780	1799	1472	-	2604	-	2098	
		2021-22	Autumn	-	-	-	-	-	-	-	-	-	-
			Kharif	-	-	-	-	-	-	1874	-	-	-
			Rabi	-	-	-	-	-	-	2000	-	-	-
			Summer	-	-	-	-	1488	1764	-	-	-	
			Winter	-	-	-	-	-	-	-	-	-	
			All Season	1681	-	2762	1789	-	-	2681	-	2133	
	2022-23	Autumn	-	-	-	-	-	-	-	-	-	-	
		Kharif	-	-	-	-	-	-	2067	-	-	-	
		Rabi	-	-	-	-	-	-	2092	-	-	-	
		Summer	-	-	-	-	1765	2044	-	-	-		
		Winter	-	-	-	-	-	-	-	-	-		
		All Season	1740	-	2462	2285	-	-	2719	-	2250		
Coarse	-	2019-20	Kharif	-	-	-	-	-	-	-	-	-	
		2021-22	Kharif	-	-	-	-	-	-	-	-	-	
		2022-23	Kharif	-	-	-	-	-	-	-	-	-	
			All Season	-	-	-	-	-	-	-	-	-	
Local	2019-20	Kharif	-	-	-	-	-	1501	-	-	-		
		All Season	-	-	-	-	-	-	-	1643	-		
	2020-21	Kharif	-	-	-	-	-	-	1777	-	-	-	
		All Season	-	-	-	-	-	-	-	-	1668	-	
	2021-22	Kharif	-	-	-	-	-	-	1782	-	-	-	
		All Season	-	-	-	-	-	-	-	-	1666	-	
2022-23	Kharif	-	-	-	-	-	-	2161	-	-	-		
	All Season	-	-	-	-	-	-	-	-	1884	-		
Bhadea	2019-20	Kharif	-	-	-	-	-	-	-	-	-		

**Crop-wise State-wise Weighted Average of Farm Harvest Prices of Principal Crops in India**

**(Prices in Quintal)**

Crop Name	Variety	Year	Season	Gujarat	Haryana	Himachal Pradesh	Jammu & Kashmir	Jharkhand	Karnataka	Kerala	Madhya Pradesh	Maharashtra	
Paddy	Bhadea	2020-21	Kharif	-	-	-	-	-	-	-	-	-	
		2021-22	Autumn	-	-	-	-	1495	-	-	-	-	
			Kharif	-	-	-	-	-	-	-	-	-	
		2022-23	Autumn	-	-	-	-	1520	-	-	-	-	
			Kharif	-	-	-	-	-	-	-	-	-	
		Aghani	2019-20	Kharif	-	-	-	-	-	-	-	-	-
	All Season			-	-	-	-	1516	-	-	-	-	
	2020-21		Kharif	-	-	-	-	-	-	-	-	-	
			All Season	-	-	-	-	1495	-	-	-	-	
	2021-22		Kharif	-	-	-	-	-	-	-	-	-	
			Winter	-	-	-	-	1458	-	-	-	-	
	2022-23		Kharif	-	-	-	-	-	-	-	-	-	
			Winter	-	-	-	-	1620	-	-	-	-	
	Fine	2019-20	Kharif	-	-	-	-	-	-	-	-	2131	-
			All Season	-	-	-	-	-	-	-	-	2517	-
		2020-21	Kharif	-	-	-	-	-	-	-	-	-	-
			All Season	-	-	-	-	-	-	-	-	2119	-
			Rabi	-	-	-	-	-	-	-	-	-	-
		2021-22	Kharif	-	-	-	-	-	-	-	-	-	-
			All Season	-	-	-	-	-	-	-	-	2615	-
			Rabi	-	-	-	-	-	-	-	-	-	-
		2022-23	Kharif	-	-	-	-	-	-	-	-	-	-
	All Season		-	-	-	-	-	-	-	-	1736	-	
	Medium	2019-20	Kharif	-	-	-	-	-	-	-	-	-	-
			All Season	-	-	-	-	-	-	-	-	1927	-
		2020-21	Kharif	-	-	-	-	-	-	-	-	-	-
			All Season	-	-	-	-	-	-	-	-	1819	-
		2021-22	Kharif	-	-	-	-	-	-	-	-	-	-
			All Season	-	-	-	-	-	-	-	-	2000	-
		2022-23	Kharif	-	-	-	-	-	-	-	-	-	-
All Season			-	-	-	-	-	-	-	-	-	-	

Crop-wise State-wise Weighted Average of Farm Harvest Prices of Principal Crops in India

(Prices in Quintal)

Crop Name	Variety	Year	Season	Manipur	Mizoram	Nagaland	Odisha	Puducherry	Punjab	Rajasthan	Tamil Nadu	Telangana	
Paddy	-	2019-20	Autumn	2375	-	-	-	-	-	-	-	-	
			Kharif	-	-	-	-	-	-	2263	-	1790	
			Rabi	-	-	-	-	-	-	-	-	1817	
			Summer	-	-	-	-	-	-	-	-	-	
			Winter	2250	-	-	-	-	-	-	-	-	
			All Season	-	2744	-	1658	1600	-	-	1700	-	
		2020-21	Autumn	2328	-	-	-	-	-	-	-	-	-
			Kharif	-	-	-	-	-	-	-	2218	-	1819
			Rabi	-	-	-	-	-	-	-	-	-	1847
			Summer	-	-	-	-	-	-	-	-	-	-
			Winter	2210	-	-	-	-	-	-	-	-	-
			All Season	-	3092	-	1605	1468	-	-	1615	-	
		2021-22	Autumn	-	-	-	-	-	-	-	-	-	-
			Kharif	-	-	-	-	-	1554	-	2619	-	1895
			Rabi	-	-	-	-	-	-	-	-	-	1937
			Summer	-	-	-	-	-	-	-	-	-	-
			Winter	1628	-	-	-	-	-	-	-	-	-
			All Season	-	3280	-	1544	1683	-	-	1870	-	
		2022-23	Autumn	-	-	-	-	-	-	-	-	-	-
			Kharif	-	-	-	-	-	1820	-	3065	-	1977
	Rabi		-	-	-	-	-	-	-	-	-	1939	
	Summer		-	-	-	-	-	-	-	-	-	-	
	Winter		1500	-	-	-	-	-	-	-	-	-	
	All Season		-	3432	3500	1554	1706	-	-	1995	-		
	Coarse	2019-20	Kharif	-	-	-	-	-	-	-	-	-	
		2021-22	Kharif	-	-	-	-	-	-	-	-	-	
		2022-23	Kharif	-	-	-	-	-	-	-	-	-	
	All Season		-	-	2000	-	-	-	-	-	-		
Local	2019-20	Kharif	-	-	-	-	-	-	-	-	-		
		All Season	-	-	-	-	-	-	-	-			
	2020-21	Kharif	-	-	-	-	-	-	-	-	-		
		All Season	-	-	-	-	-	-	-	-			
	2021-22	Kharif	-	-	-	-	-	-	-	-	-		
		All Season	-	-	-	-	1667	-	-	-			
	2022-23	Kharif	-	-	-	-	-	-	-	-	-		
		All Season	-	-	-	-	1602	-	-	-			
Bhadea	2019-20	Kharif	-	-	-	-	-	-	-	-			

**Crop-wise State-wise Weighted Average of Farm Harvest Prices of Principal Crops in India**

**(Prices in Quintal)**

Crop Name	Variety	Year	Season	Manipur	Mizoram	Nagaland	Odisha	Puducherry	Punjab	Rajasthan	Tamil Nadu	Telangana	
Paddy	Bhadea	2020-21	Kharif	-	-	-	-	-	-	-	-	-	
		2021-22	Autumn	-	-	-	-	-	-	-	-	-	-
			Kharif	-	-	-	-	-	-	-	-	-	-
		2022-23	Autumn	-	-	-	-	-	-	-	-	-	-
			Kharif	-	-	-	-	-	-	-	-	-	-
		Aghani	2019-20	Kharif	-	-	-	-	-	-	-	-	-
	All Season			-	-	-	-	-	-	-	-	-	-
	2020-21		Kharif	-	-	-	-	-	-	-	-	-	-
			All Season	-	-	-	-	-	-	-	-	-	-
	2021-22		Kharif	-	-	-	-	-	-	-	-	-	-
			Winter	-	-	-	-	-	-	-	-	-	-
	2022-23		Kharif	-	-	-	-	-	-	-	-	-	-
			Winter	-	-	-	-	-	-	-	-	-	-
	Fine	2019-20	Kharif	-	-	-	-	-	-	-	-	-	-
			All Season	-	-	1600	-	1975	-	-	-	-	-
		2020-21	Kharif	-	-	-	-	-	-	-	-	-	-
			All Season	-	-	1600	-	1697	-	-	-	-	-
		2021-22	Kharif	-	-	-	-	2167	-	-	-	-	-
			Rabi	-	-	-	-	2168	-	-	-	-	-
			All Season	-	-	2000	-	1954	-	-	-	-	-
		2022-23	Kharif	-	-	-	-	2020	-	-	-	-	-
			Rabi	-	-	-	-	2203	-	-	-	-	-
	All Season		-	-	2500	-	2093	-	-	-	-	-	
	Medium	2019-20	Kharif	-	-	-	-	-	-	-	-	-	-
			All Season	-	-	-	-	-	-	-	-	-	-
		2020-21	Kharif	-	-	-	-	-	-	-	-	-	-
			All Season	-	-	-	-	-	-	-	-	-	-
		2021-22	Kharif	-	-	-	-	-	-	-	-	-	-
			All Season	-	-	-	-	-	-	-	-	-	-
		2022-23	Kharif	-	-	-	-	-	-	-	-	-	-
All Season			-	-	-	-	-	-	-	-	-	-	

**Crop-wise State-wise Weighted Average of Farm Harvest Prices of Principal Crops in India**

**(Prices in Quintal)**

Crop Name	Variety	Year	Season	Tripura	Uttar Pradesh	Uttrakhand	West Bengal	
Paddy	-	2019-20	Autumn	1600	-	-	1623	
			Kharif	-	1569	1856	1776	
			Rabi	-	-	-	-	
			Summer	1600	-	-	-	
			Winter	1690	-	-	1629	
			All Season	-	-	-	-	
		2020-21	Autumn	1594	-	-	1565	
			Kharif	-	1609	1977	1682	
			Rabi	-	-	-	-	
			Summer	1632	-	-	-	
			Winter	1700	-	-	1783	
			All Season	-	-	-	-	
		2021-22	Autumn	1686	-	-	1798	
			Kharif	-	1796	2077	1842	
			Rabi	-	-	-	-	
			Summer	1800	-	-	-	
			Winter	1822	-	-	1893	
			All Season	-	-	-	-	
		2022-23	Autumn	1770	-	-	-	
			Kharif	-	1919	2154	-	
	Rabi		-	-	-	-		
	Summer		1890	-	-	-		
	Winter		1918	-	-	-		
	All Season		-	-	-	-		
	Coarse	-	2019-20	Kharif	-	-	-	-
			2021-22	Kharif	-	-	-	-
			2022-23	Kharif	-	-	-	-
				All Season	-	-	-	-
Local	-	2019-20	Kharif	-	-	-	-	
			All Season	-	-	-	-	
		2020-21	Kharif	-	-	-	-	
			All Season	-	-	-	-	
		2021-22	Kharif	-	-	-	-	
			All Season	-	-	-	-	
		2022-23	Kharif	-	-	-	-	
			All Season	-	-	-	-	
Bhadea	-	2019-20	Kharif	-	-	-	-	

**Crop-wise State-wise Weighted Average of Farm Harvest Prices of Principal Crops in India**

**(Prices in Quintal)**

Crop Name	Variety	Year	Season	Tripura	Uttar Pradesh	Uttrakhand	West Bengal
Paddy	Bhadea	2020-21	Kharif	-	-	-	-
		2021-22	Autumn	-	-	-	-
			Kharif	-	-	-	-
		2022-23	Autumn	-	-	-	-
			Kharif	-	-	-	-
		Aghani	2019-20	Kharif	-	-	-
	All Season			-	-	-	-
	2020-21		Kharif	-	-	-	-
			All Season	-	-	-	-
	2021-22		Kharif	-	-	-	-
			Winter	-	-	-	-
	2022-23		Kharif	-	-	-	-
			Winter	-	-	-	-
	Fine	2019-20	Kharif	-	-	-	-
			All Season	-	-	-	-
		2020-21	Kharif	-	-	-	-
			All Season	-	-	-	-
		2021-22	Kharif	-	-	-	-
			Rabi	-	-	-	-
			All Season	-	-	-	-
		2022-23	Kharif	-	-	-	-
			Rabi	-	-	-	-
	All Season		-	-	-	-	
	Medium	2019-20	Kharif	-	-	-	-
			All Season	-	-	-	-
		2020-21	Kharif	-	-	-	-
			All Season	-	-	-	-
		2021-22	Kharif	-	-	-	-
			All Season	-	-	-	-
		2022-23	Kharif	-	-	-	-
All Season			-	-	-	-	



**Crop-wise State-wise Weighted Average of Farm Harvest Prices of Principal Crops in India**

**(Prices in Quintal)**

Crop Name	Variety	Year	Season	Andaman & Nicobar	Andhra Pradesh	Assam	Bihar	Chandigarh	Chhattisgarh	Dadra & Nagar Haveli	Delhi	Goa	
Pepper	-	2019-20	Summer	-	-	-	-	-	-	-	-	-	
			All Season	72223	-	-	-	-	-	-	-	-	
		2020-21	Kharif	-	-	-	-	-	-	-	-	-	-
			Summer	-	-	-	-	-	-	-	-	-	-
			All Season	85554	-	-	-	-	-	-	-	-	-
		2021-22	Summer	-	-	-	-	-	-	-	-	-	-
			All Season	85000	-	-	-	-	-	-	-	-	-
		2022-23	Summer	-	-	-	-	-	-	-	-	-	-
All Season	83900		-	-	-	-	-	-	-	-	-		

**Crop-wise State-wise Weighted Average of Farm Harvest Prices of Principal Crops in India**

**(Prices in Quintal)**

Crop Name	Variety	Year	Season	Gujarat	Haryana	Himachal Pradesh	Jammu & Kashmir	Jharkhand	Karnataka	Kerala	Madhya Pradesh	Maharashtra	
Pepper	-	2019-20	Summer	-	-	-	-	-	28405	-	-	-	
			All Season	-	-	-	-	-	-	30725	-	-	-
		2020-21	Kharif	-	-	-	-	-	-	32851	-	-	-
			Summer	-	-	-	-	-	-	29421	-	-	-
			All Season	-	-	-	-	-	-	-	33166	-	-
		2021-22	Summer	-	-	-	-	-	-	45078	-	-	-
			All Season	-	-	-	-	-	-	-	33166	-	-
		2022-23	Summer	-	-	-	-	-	-	38716	-	-	-
All Season	-		-	-	-	-	-	-	48072	-	-		

**Crop-wise State-wise Weighted Average of Farm Harvest Prices of Principal Crops in India**

**(Prices in Quintal)**

Crop Name	Variety	Year	Season	Manipur	Mizoram	Nagaland	Odisha	Puducherry	Punjab	Rajasthan	Tamil Nadu	Telangana	
Pepper	-	2019-20	Summer	-	-	-	-	-	-	-	-	-	
			All Season	-	-	-	-	-	-	-	-	-	
		2020-21	Kharif	-	-	-	-	-	-	-	-	-	-
			Summer	-	-	-	-	-	-	-	-	-	-
		2021-22	All Season	-	-	-	-	-	-	-	-	-	-
			Summer	-	-	-	-	-	-	-	-	-	-
		2022-23	All Season	-	-	-	-	-	-	-	-	51571	-
			Summer	-	-	-	-	-	-	-	-	-	-
All Season	-	-	-	-	-	-	-	-	-	57217	-		

**Crop-wise State-wise Weighted Average of Farm Harvest Prices of Principal Crops in India**

**(Prices in Quintal)**

Crop Name	Variety	Year	Season	Tripura	Uttar Pradesh	Uttrakhand	West Bengal
Pepper	-	2019-20	Summer	-	-	-	-
			All Season	-	-	-	-
		2020-21	Kharif	-	-	-	-
			Summer	-	-	-	-
			All Season	-	-	-	-
		2021-22	Summer	-	-	-	-
			All Season	-	-	-	-
		2022-23	Summer	-	-	-	-
			All Season	-	-	-	-

Crop-wise State-wise Weighted Average of Farm Harvest Prices of Principal Crops in India

(Prices in Quintal)

Crop Name	Variety	Year	Season	Andaman & Nicobar	Andhra Pradesh	Assam	Bihar	Chandigarh	Chhattisgarh	Dadra & Nagar Haveli	Delhi	Goa	
Potato	-	2019-20	Kharif	-	-	-	-	-	-	-	-	-	
			Rabi	-	-	-	914	-	-	-	-	-	
			Summer	-	-	-	-	-	2225	-	-	-	
			Winter	-	-	-	-	-	1989	-	-	-	
			All Season	-	-	1750	-	-	-	1600	-	-	
		2020-21	Kharif	-	-	-	-	-	-	-	-	-	-
			Rabi	-	-	-	1038	-	-	-	-	-	-
			Summer	-	-	-	-	-	3382	-	-	-	
			Winter	-	-	-	-	-	1988	-	-	-	
			All Season	-	-	1919	-	-	-	-	-	-	
		2021-22	Kharif	-	-	-	-	-	-	-	-	-	-
			Rabi	-	-	-	1040	-	-	-	-	-	-
			Summer	-	-	-	-	-	2212	-	-	-	
			Winter	-	-	-	-	-	1971	-	-	-	
			All Season	-	-	2014	-	-	-	-	-	-	
		2022-23	Kharif	-	-	-	-	-	-	-	-	-	-
			Rabi	-	-	-	1116	-	-	-	-	-	-
			Summer	-	-	-	-	-	2434	-	-	-	
			Winter	-	-	-	-	-	1962	-	-	-	
			All Season	-	-	2057	-	1600	-	-	-	-	
	Aghani	2019-20	Kharif	-	-	-	915	-	-	-	-	-	
			All Season	-	-	-	-	-	-	-	-		
		2020-21	Kharif	-	-	-	947	-	-	-	-	-	
			All Season	-	-	-	-	-	-	-	-		
		2021-22	Kharif	-	-	-	1021	-	-	-	-	-	
			Winter	-	-	-	-	-	-	-	-		
		2022-23	Kharif	-	-	-	1214	-	-	-	-	-	
			Winter	-	-	-	-	-	-	-	-		
		Hills	2019-20	Summer	-	-	-	-	-	2341	-	-	-
				Winter	-	-	-	-	-	2082	-	-	
2020-21	Summer		-	-	-	-	-	2195	-	-			
	Winter		-	-	-	-	-	2368	-	-			
2021-22	Summer		-	-	-	-	-	2272	-	-			
	Winter		-	-	-	-	-	2050	-	-			
2022-23	Rabi		-	-	-	-	-	-	-	-			
	Summer		-	-	-	-	-	2028	-	-			
	Winter	-	-	-	-	-	2010	-	-				

Crop-wise State-wise Weighted Average of Farm Harvest Prices of Principal Crops in India

(Prices in Quintal)

Crop Name	Variety	Year	Season	Gujarat	Haryana	Himachal Pradesh	Jammu & Kashmir	Jharkhand	Karnataka	Kerala	Madhya Pradesh	Maharashtra		
Potato	-	2019-20	Kharif	-	-	2446	-	1450	1413	-	-	-		
			Rabi	-	-	2281	-	-	-	-	-	-		
			Summer	-	-	-	-	-	-	-	-	2073	-	
			Winter	-	-	-	-	-	-	-	-	-	1895	-
			All Season	870	1850	-	1555	1150	-	-	-	-	-	-
		2020-21	Kharif	-	-	2341	-	-	-	2718	-	-	-	-
			Rabi	-	-	2176	-	1903	-	-	-	-	-	-
			Summer	-	-	-	-	1171	-	-	-	-	2481	-
			Winter	-	-	-	-	-	-	-	-	-	1672	-
			All Season	896	1850	-	2122	-	-	-	-	-	-	-
		2021-22	Kharif	-	-	-	-	-	-	-	1950	-	-	-
			Rabi	-	-	2120	-	1576	-	-	-	-	-	-
			Summer	-	-	-	-	1236	-	-	-	-	1664	-
			Winter	-	-	-	-	-	-	-	-	-	1533	-
			All Season	1130	1145	-	2352	-	-	-	-	-	-	-
		2022-23	Kharif	-	-	-	-	-	-	-	2002	-	-	-
			Rabi	-	-	2146	-	1525	-	-	-	-	-	-
			Summer	-	-	-	-	1323	-	-	-	-	1958	-
			Winter	-	-	-	-	-	-	-	-	-	1434	-
			All Season	905	1145	-	2411	-	-	-	-	-	-	-
	Aghani	2019-20	Kharif	-	-	-	-	-	-	-	-	-	-	
			All Season	-	-	-	-	1715	-	-	-	-	-	
		2020-21	Kharif	-	-	-	-	-	-	-	-	-	-	
			All Season	-	-	-	-	2169	-	-	-	-	-	
		2021-22	Kharif	-	-	-	-	-	-	-	-	-	-	
			Winter	-	-	-	-	2162	-	-	-	-	-	
		2022-23	Kharif	-	-	-	-	-	-	-	-	-	-	
			Winter	-	-	-	-	2248	-	-	-	-	-	
		Hills	2019-20	Summer	-	-	-	-	-	-	-	-	1790	-
				Winter	-	-	-	-	-	-	-	-	1864	-
2020-21	Summer		-	-	-	-	-	-	-	-	1865	-		
	Winter		-	-	-	-	-	-	-	-	1321	-		
2021-22	Summer		-	-	-	-	-	-	-	-	1635	-		
	Winter		-	-	-	-	-	-	-	-	1495	-		
2022-23	Rabi		-	-	-	-	-	-	-	-	-	-		
	Summer		-	-	-	-	-	-	-	-	1508	-		
	Winter	-	-	-	-	-	-	-	-	1466	-			

Crop-wise State-wise Weighted Average of Farm Harvest Prices of Principal Crops in India

(Prices in Quintal)

Crop Name	Variety	Year	Season	Manipur	Mizoram	Nagaland	Odisha	Puducherry	Punjab	Rajasthan	Tamil Nadu	Telangana		
Potato	-	2019-20	Kharif	-	-	-	-	-	-	-	-	-		
			Rabi	-	-	-	-	-	-	1418	-	-		
			Summer	-	-	-	-	-	-	-	-	-	-	
			Winter	-	-	-	-	-	-	-	-	-	-	
			All Season	1450	2877	-	1739	-	-	-	-	2022	-	
		2020-21	Kharif	-	-	-	-	-	-	-	-	-	-	
			Rabi	-	-	-	-	-	-	-	-	980	-	
			Summer	-	-	-	-	-	-	-	-	-	-	
			Winter	-	-	-	-	-	-	-	-	-	-	
			All Season	1832	2977	-	2028	-	-	-	-	-	2901	
		2021-22	Kharif	-	-	-	-	-	-	-	-	-	-	
			Rabi	-	-	-	-	-	-	-	-	1309	-	
			Summer	-	-	-	-	-	-	-	-	-	-	
			Winter	-	-	-	-	-	-	-	-	-	-	
			All Season	4906	3257	3000	1896	-	-	-	-	-	2147	
		2022-23	Kharif	-	-	-	-	-	-	-	-	-	-	
			Rabi	-	-	-	-	-	-	-	-	971	-	
			Summer	-	-	-	-	-	-	-	-	-	-	
			Winter	-	-	-	-	-	-	-	-	-	-	
			All Season	6698	2970	3500	1721	-	-	-	-	-	2597	
	Aghani	2019-20	Kharif	-	-	-	-	-	-	-	-	-	-	
			All Season	-	-	-	-	-	-	-	-	-	-	
		2020-21	Kharif	-	-	-	-	-	-	-	-	-	-	
			All Season	-	-	-	-	-	-	-	-	-	-	
		2021-22	Kharif	-	-	-	-	-	-	-	-	-	-	
			Winter	-	-	-	-	-	-	-	-	-	-	
		2022-23	Kharif	-	-	-	-	-	-	-	-	-	-	
			Winter	-	-	-	-	-	-	-	-	-	-	
		Hills	2019-20	Summer	-	-	-	-	-	-	-	-	-	-
				Winter	-	-	-	-	-	-	-	-	-	-
2020-21	Summer		-	-	-	-	-	-	-	-	-	-		
	Winter		-	-	-	-	-	-	-	-	-	-		
2021-22	Summer		-	-	-	-	-	-	-	-	-	-		
	Winter		-	-	-	-	-	-	-	-	-	-		
2022-23	Rabi		-	-	-	-	-	-	-	-	-	-		
	Summer		-	-	-	-	-	-	-	-	-	-		
	Winter	-	-	-	-	-	-	-	-	-	-			

**Crop-wise State-wise Weighted Average of Farm Harvest Prices of Principal Crops in India**

**(Prices in Quintal)**

Crop Name	Variety	Year	Season	Tripura	Uttar Pradesh	Uttrakhand	West Bengal
Potato	-	2019-20	Kharif	-	-	1888	-
			Rabi	-	987	2184	-
			Summer	-	-	-	-
			Winter	-	-	-	-
			All Season	1352	-	-	1342
		2020-21	Kharif	-	-	2289	-
			Rabi	-	1156	2248	-
			Summer	-	-	-	-
			Winter	-	-	-	-
			All Season	1409	-	-	1560
		2021-22	Kharif	-	-	2217	-
			Rabi	-	1104	2371	-
			Summer	-	-	-	-
			Winter	-	-	-	-
			All Season	1601	-	-	1596
		2022-23	Kharif	-	-	2446	-
			Rabi	-	1135	2238	-
			Summer	-	-	-	-
			Winter	-	-	-	-
			All Season	1793	-	-	-
	Aghani	2019-20	Kharif	-	-	-	-
			All Season	-	-	-	-
		2020-21	Kharif	-	-	-	-
			All Season	-	-	-	-
		2021-22	Kharif	-	-	-	-
			Winter	-	-	-	-
		2022-23	Kharif	-	-	-	-
			Winter	-	-	-	-
Hills		2019-20	Summer	-	-	-	-
			Winter	-	-	-	-
	2020-21	Summer	-	-	-	-	
		Winter	-	-	-	-	
	2021-22	Summer	-	-	-	-	
		Winter	-	-	-	-	
	2022-23	Rabi	-	-	2374	-	
		Summer	-	-	-	-	
Winter		-	-	-	-		



**Crop-wise State-wise Weighted Average of Farm Harvest Prices of Principal Crops in India**

**(Prices in Quintal)**

Crop Name	Variety	Year	Season	Andaman & Nicobar	Andhra Pradesh	Assam	Bihar	Chandigarh	Chhattisgarh	Dadra & Nagar Haveli	Delhi	Goa	
Ragi	-	2019-20	Kharif	-	2218	-	1143	-	-	-	-	-	
			Rabi	-	2436	-	-	-	-	-	-	-	
			All Season	-	-	-	-	-	2960	2058	-	-	
		2020-21	Kharif	-	2218	-	1169	-	-	-	-	-	-
			Rabi	-	2191	-	-	-	-	-	-	-	-
			All Season	-	-	-	-	-	2628	-	-	-	-
		2021-22	Kharif	-	2311	-	-	-	-	-	-	-	-
			Rabi	-	2288	-	-	-	-	-	-	-	-
			All Season	-	2305	-	-	-	3620	-	-	-	-
		2022-23	Kharif	-	2432	-	-	-	-	-	-	-	-
			Rabi	-	2285	-	-	-	-	-	-	-	-
			All Season	-	2405	-	-	-	4249	2450	-	-	-
	Local	2021-22	Kharif	-	-	-	-	-	-	-	-	-	-
			Rabi	-	-	-	-	-	-	-	-	-	-
			Summer	-	-	-	-	-	-	-	-	-	-
	Bhadea	2021-22	Autumn	-	-	-	-	-	-	-	-	-	-
			All Season	-	-	-	1366	-	-	-	-	-	-
		2022-23	Autumn	-	-	-	-	-	-	-	-	-	-
	All Season		-	-	-	1840	-	-	-	-	-	-	
	HYV	2019-20	Kharif	-	-	-	-	-	-	-	-	-	-
			Rabi	-	-	-	-	-	-	-	-	-	-
			Summer	-	-	-	-	-	-	-	-	-	-
		2020-21	Kharif	-	-	-	-	-	-	-	-	-	-
			Rabi	-	-	-	-	-	-	-	-	-	-
			Summer	-	-	-	-	-	-	-	-	-	-
		2021-22	Kharif	-	-	-	-	-	-	-	-	-	-
			Rabi	-	-	-	-	-	-	-	-	-	-
			Summer	-	-	-	-	-	-	-	-	-	-
		2022-23	Kharif	-	-	-	-	-	-	-	-	-	-
			Rabi	-	-	-	-	-	-	-	-	-	-
			Summer	-	-	-	-	-	-	-	-	-	-

Crop-wise State-wise Weighted Average of Farm Harvest Prices of Principal Crops in India

(Prices in Quintal)

Crop Name	Variety	Year	Season	Gujarat	Haryana	Himachal Pradesh	Jammu & Kashmir	Jharkhand	Karnataka	Kerala	Madhya Pradesh	Maharashtra		
Ragi	-	2019-20	Kharif	-	-	-	-	-	-	-	-	-		
			Rabi	-	-	-	-	-	-	-	-	-		
			All Season	1430	-	-	-	-	-	-	-	-	3237	
		2020-21	Kharif	-	-	-	-	-	-	-	-	-	-	
			Rabi	-	-	-	-	-	-	-	-	-	-	
			All Season	2650	-	-	-	1955	-	-	-	-	-	
		2021-22	Kharif	-	-	-	-	-	-	-	-	-	-	
			Rabi	-	-	-	-	-	-	-	-	-	-	
			All Season	2946	-	4773	-	-	-	-	-	-	-	
		2022-23	Kharif	-	-	-	-	-	-	-	-	-	-	3783
			Rabi	-	-	-	-	-	-	-	-	-	-	-
			All Season	2550	-	3673	-	-	-	-	-	-	-	-
	Local	2021-22	Kharif	-	-	-	-	-	-	1804	-	-	-	
			Rabi	-	-	-	-	-	-	2043	-	-	-	
			Summer	-	-	-	-	-	-	2373	-	-	-	
	Bhadea	2022-23	Kharif	-	-	-	-	-	-	2242	-	-	-	
			Autumn	-	-	-	-	2336	-	-	-	-	-	
			All Season	-	-	-	-	-	-	-	-	-	-	
	HYV	2022-23	Autumn	-	-	-	-	-	2501	-	-	-	-	
			All Season	-	-	-	-	-	-	-	-	-	-	
			Summer	-	-	-	-	-	-	-	-	-	-	
	HYV	2019-20	Kharif	-	-	-	-	-	-	2376	-	-	-	
			Rabi	-	-	-	-	-	-	2275	-	-	-	
			Summer	-	-	-	-	-	-	2178	-	-	-	
		2020-21	Kharif	-	-	-	-	-	-	-	2466	-	-	-
			Rabi	-	-	-	-	-	-	-	2521	-	-	-
			Summer	-	-	-	-	-	-	-	2027	-	-	-
		2021-22	Kharif	-	-	-	-	-	-	-	2510	-	-	-
			Rabi	-	-	-	-	-	-	-	2797	-	-	-
			Summer	-	-	-	-	-	-	-	2973	-	-	-
2022-23	Kharif	-	-	-	-	-	-	-	2430	-	-	-		
	Rabi	-	-	-	-	-	-	-	2331	-	-	-		
	Summer	-	-	-	-	-	-	-	2943	-	-	-		

Crop-wise State-wise Weighted Average of Farm Harvest Prices of Principal Crops in India

(Prices in Quintal)

Crop Name	Variety	Year	Season	Manipur	Mizoram	Nagaland	Odisha	Puducherry	Punjab	Rajasthan	Tamil Nadu	Telangana	
Ragi	-	2019-20	Kharif	-	-	-	-	-	-	-	-	2191	
			Rabi	-	-	-	-	-	-	-	-	-	2106
			All Season	-	-	-	2135	2549	-	-	2970	-	
		2020-21	Kharif	-	-	-	-	-	-	-	-	-	2585
			Rabi	-	-	-	-	-	-	-	-	-	2800
			All Season	-	-	-	2499	-	-	-	-	3147	-
		2021-22	Kharif	-	-	-	-	-	-	-	-	-	2877
			Rabi	-	-	-	-	-	-	-	-	-	3006
			All Season	-	-	-	2452	2136	-	-	3027	-	
		2022-23	Kharif	-	-	-	-	-	-	-	-	-	3036
			Rabi	-	-	-	-	-	-	-	-	-	3027
			All Season	-	-	-	2633	2241	-	-	3168	-	
	Local	2021-22	Kharif	-	-	-	-	-	-	-	-	-	-
			Rabi	-	-	-	-	-	-	-	-	-	-
			Summer	-	-	-	-	-	-	-	-	-	-
	Bhadea	2022-23	Kharif	-	-	-	-	-	-	-	-	-	-
			All Season	-	-	-	-	-	-	-	-	-	-
		2022-23	Autumn	-	-	-	-	-	-	-	-	-	-
	All Season		-	-	-	-	-	-	-	-	-	-	
	HYV	2019-20	Kharif	-	-	-	-	-	-	-	-	-	-
			Rabi	-	-	-	-	-	-	-	-	-	-
			Summer	-	-	-	-	-	-	-	-	-	-
		2020-21	Kharif	-	-	-	-	-	-	-	-	-	-
			Rabi	-	-	-	-	-	-	-	-	-	-
			Summer	-	-	-	-	-	-	-	-	-	-
		2021-22	Kharif	-	-	-	-	-	-	-	-	-	-
			Rabi	-	-	-	-	-	-	-	-	-	-
			Summer	-	-	-	-	-	-	-	-	-	-
		2022-23	Kharif	-	-	-	-	-	-	-	-	-	-
			Rabi	-	-	-	-	-	-	-	-	-	-
Summer			-	-	-	-	-	-	-	-	-	-	

**Crop-wise State-wise Weighted Average of Farm Harvest Prices of Principal Crops in India**

**(Prices in Quintal)**

Crop Name	Variety	Year	Season	Tripura	Uttar Pradesh	Uttrakhand	West Bengal
Ragi	-	2019-20	Kharif	-	-	2510	-
			Rabi	-	-	-	-
			All Season	-	-	-	-
		2020-21	Kharif	-	-	2112	-
			Rabi	-	-	-	-
			All Season	-	-	-	-
		2021-22	Kharif	-	-	2182	-
			Rabi	-	-	-	-
			All Season	-	-	-	-
		2022-23	Kharif	-	-	2681	-
			Rabi	-	-	-	-
			All Season	-	-	-	-
	Local	2021-22	Kharif	-	-	-	-
			Rabi	-	-	-	-
			Summer	-	-	-	-
	Bhadea	2021-22	Autumn	-	-	-	-
			All Season	-	-	-	-
		2022-23	Autumn	-	-	-	-
	All Season		-	-	-	-	
	HYV	2019-20	Kharif	-	-	-	-
			Rabi	-	-	-	-
			Summer	-	-	-	-
		2020-21	Kharif	-	-	-	-
			Rabi	-	-	-	-
Summer			-	-	-	-	
2021-22		Kharif	-	-	-	-	
		Rabi	-	-	-	-	
		Summer	-	-	-	-	
2022-23		Kharif	-	-	-	-	
		Rabi	-	-	-	-	
		Summer	-	-	-	-	

**Crop-wise State-wise Weighted Average of Farm Harvest Prices of Principal Crops in India**

**(Prices in Quintal)**

Crop Name	Variety	Year	Season	Andaman & Nicobar	Andhra Pradesh	Assam	Bihar	Chandigarh	Chhattisgarh	Dadra & Nagar Haveli	Delhi	Goa	
Rape/Mustard	-	2019-20	Rabi	-	-	-	3535	-	-	-	-	-	
			All Season	-	-	2996	-	-	-	-	-	-	
		2020-21	Rabi	-	-	-	4336	-	-	-	-	-	-
			All Season	-	-	3220	-	-	-	-	-	-	-
		2021-22	Rabi	-	-	-	4782	-	7047	-	-	-	-
			All Season	-	-	3335	-	-	-	-	-	-	-
		2022-23	Rabi	-	-	-	5653	-	7428	-	-	-	-
			All Season	-	-	3414	-	-	-	-	-	5100	-

**Crop-wise State-wise Weighted Average of Farm Harvest Prices of Principal Crops in India**

**(Prices in Quintal)**

Crop Name	Variety	Year	Season	Gujarat	Haryana	Himachal Pradesh	Jammu & Kashmir	Jharkhand	Karnataka	Kerala	Madhya Pradesh	Maharashtra	
Rape/Mustard	-	2019-20	Rabi	-	-	-	-	4867	-	-	4037	-	
			All Season	3526	-	4938	4043	-	-	-	-	4912	
		2020-21	Rabi	-	-	-	-	6539	-	-	-	4985	-
			All Season	4061	-	6793	5977	-	-	-	-	5527	
		2021-22	Rabi	-	-	-	-	5909	-	-	-	5872	-
			All Season	5463	-	6350	7111	-	-	-	-	6175	
		2022-23	Rabi	-	-	-	-	5821	-	-	-	5169	-
			All Season	4956	-	6521	7175	-	-	-	-	5681	

**Crop-wise State-wise Weighted Average of Farm Harvest Prices of Principal Crops in India**

**(Prices in Quintal)**

Crop Name	Variety	Year	Season	Manipur	Mizoram	Nagaland	Odisha	Puducherry	Punjab	Rajasthan	Tamil Nadu	Telangana	
Rape/Mustard	-	2019-20	Rabi	3200	-	-	-	-	-	3928	-	-	
			All Season	-	-	-	4912	-	4049	-	-	-	
		2020-21	Rabi	3504	-	-	-	-	-	-	5637	-	-
			All Season	-	-	-	5697	-	4929	-	-	-	
		2021-22	Rabi	-	-	-	-	-	-	-	6431	9202	-
			All Season	-	-	-	6259	-	5471	-	-	-	
		2022-23	Rabi	-	-	-	-	-	-	-	5213	9495	-
			All Season	-	-	-	-	-	6584	-	5614	-	-

**Crop-wise State-wise Weighted Average of Farm Harvest Prices of Principal Crops in India**

**(Prices in Quintal)**

Crop Name	Variety	Year	Season	Tripura	Uttar Pradesh	Uttrakhand	West Bengal
Rape/Mustard	-	2019-20	Rabi	-	3739	4772	3945
			All Season	-	-	-	-
		2020-21	Rabi	-	5308	5128	4671
			All Season	-	-	-	-
		2021-22	Rabi	-	6320	5627	1969
			All Season	-	-	-	-
		2022-23	Rabi	-	5823	5097	-
			All Season	4567	-	-	-



**Crop-wise State-wise Weighted Average of Farm Harvest Prices of Principal Crops in India**

**(Prices in Quintal)**

Crop Name	Variety	Year	Season	Andaman & Nicobar	Andhra Pradesh	Assam	Bihar	Chandigarh	Chhattisgarh	Dadra & Nagar Haveli	Delhi	Goa	
Rice		2019-20	Kharif	-	-	-	-	-	-	-	-	-	
			All Season	-	-	-	-	-	-	-	-	-	
		2020-21	Kharif	-	-	-	-	-	-	-	-	-	-
			All Season	-	-	-	-	-	-	-	-	-	-
		2021-22	Kharif	-	-	-	-	-	-	-	-	-	-
			All Season	-	-	-	-	-	-	-	-	-	-
		2022-23	Kharif	-	-	-	-	-	-	-	-	-	-
			All Season	-	-	-	-	-	-	-	-	-	-
		Coarse	2019-20	Kharif	-	-	-	-	-	2383	-	-	-
			2021-22	Kharif	-	-	-	-	-	2491	-	-	-
	2022-23		Kharif	-	-	-	-	-	2420	-	-	-	
	Local	2019-20	All Season	-	-	-	-	-	-	-	-	-	
		2020-21	All Season	-	-	-	-	-	-	-	-	-	
		2021-22	All Season	-	-	-	-	-	-	-	-	-	
		2022-23	All Season	-	-	-	-	-	-	-	-	-	
	Fine	2019-20	Kharif	-	-	-	-	-	4453	-	-	-	
			All Season	-	-	-	-	-	-	-	-	-	
		2020-21	Kharif	-	-	-	-	-	4598	-	-	-	
			All Season	-	-	-	-	-	-	-	-	-	
		2021-22	Kharif	-	-	-	-	-	4552	-	-	-	
			All Season	-	-	-	-	-	-	-	-	-	
		2022-23	Kharif	-	-	-	-	-	4441	-	-	-	
			All Season	-	-	-	-	-	-	-	-	-	
	Medium	2019-20	Kharif	-	-	-	-	-	3203	-	-	-	
			All Season	-	-	-	-	-	-	-	-	-	
		2020-21	Kharif	-	-	-	-	-	3170	-	-	-	
			All Season	-	-	-	-	-	-	-	-	-	
		2021-22	Kharif	-	-	-	-	-	3150	-	-	-	
			All Season	-	-	-	-	-	-	-	-	-	
		2022-23	Kharif	-	-	-	-	-	2837	-	-	-	
All Season			-	-	-	-	-	-	-	-	-		

**Crop-wise State-wise Weighted Average of Farm Harvest Prices of Principal Crops in India**

**(Prices in Quintal)**

Crop Name	Variety	Year	Season	Gujarat	Haryana	Himachal Pradesh	Jammu & Kashmir	Jharkhand	Karnataka	Kerala	Madhya Pradesh	Maharashtra		
Rice		2019-20	Kharif	-	-	-	-	-	-	-	-	-		
			All Season	-	2913	-	-	-	-	-	-	-		
		2020-21	Kharif	-	-	-	-	-	-	-	-	-	-	
			All Season	-	2913	-	-	-	-	-	-	-	-	
		2021-22	Kharif	-	-	-	-	-	-	-	-	-	-	
			All Season	-	2913	2762	-	-	-	-	-	-	-	
		2022-23	Kharif	-	-	-	-	-	-	-	-	-	-	
			All Season	-	2913	3070	-	-	-	-	-	-	-	
		Coarse	2019-20	Kharif	-	-	-	-	-	-	-	-	-	
			2021-22	Kharif	-	-	-	-	-	-	-	-	-	
	2022-23		Kharif	-	-	-	-	-	-	-	-	-		
	Local	2019-20	All Season	-	-	-	-	-	-	-	-	2715	-	
		2020-21	All Season	-	-	-	-	-	-	-	-	2717	-	
		2021-22	All Season	-	-	-	-	-	-	-	-	2811	-	
		2022-23	All Season	-	-	-	-	-	-	-	-	2962	-	
	Fine	2019-20	Kharif	-	-	-	-	-	-	-	-	-	-	
			All Season	-	-	-	-	-	-	-	-	-	4135	-
		2020-21	Kharif	-	-	-	-	-	-	-	-	-	-	-
			All Season	-	-	-	-	-	-	-	-	-	4303	-
		2021-22	Kharif	-	-	-	-	-	-	-	-	-	-	-
			All Season	-	-	-	-	-	-	-	-	-	4322	-
		2022-23	Kharif	-	-	-	-	-	-	-	-	-	-	-
			All Season	-	-	-	-	-	-	-	-	-	4798	-
	Medium	2019-20	Kharif	-	-	-	-	-	-	-	-	-	-	
			All Season	-	-	-	-	-	-	-	-	-	3407	-
		2020-21	Kharif	-	-	-	-	-	-	-	-	-	-	-
			All Season	-	-	-	-	-	-	-	-	-	3329	-
		2021-22	Kharif	-	-	-	-	-	-	-	-	-	-	-
			All Season	-	-	-	-	-	-	-	-	-	3297	-
		2022-23	Kharif	-	-	-	-	-	-	-	-	-	-	-
All Season			-	-	-	-	-	-	-	-	-	3811	-	

**Crop-wise State-wise Weighted Average of Farm Harvest Prices of Principal Crops in India**

**(Prices in Quintal)**

Crop Name	Variety	Year	Season	Manipur	Mizoram	Nagaland	Odisha	Puducherry	Punjab	Rajasthan	Tamil Nadu	Telangana		
Rice	-	2019-20	Kharif	-	-	-	-	-	-	2609	-	-		
			All Season	-	-	-	-	-	1835	-	-	-		
		2020-21	Kharif	-	-	-	-	-	-	2960	-	-	-	
			All Season	-	-	-	-	-	-	1893	-	-	-	
		2021-22	Kharif	-	-	-	-	-	-	-	3142	-	-	
			All Season	-	-	-	-	-	-	2924	-	4255	-	
		2022-23	Kharif	-	-	-	-	-	-	-	3340	-	-	
			All Season	-	-	-	-	-	-	2059	-	4147	-	
		Coarse	2019-20	Kharif	-	-	-	-	-	-	-	-	-	-
				2021-22	Kharif	-	-	-	-	-	-	-	-	-
				2022-23	Kharif	-	-	-	-	-	-	-	-	-
		Local	2019-20	All Season	-	-	-	-	-	-	-	-	-	-
	2020-21			All Season	-	-	-	-	-	-	-	-	-	
				2021-22	All Season	-	-	-	-	-	-	-	-	-
					All Season	-	-	-	-	-	-	-	-	-
	Fine	2019-20	Kharif	-	-	-	-	-	-	-	-	-	-	
			All Season	-	-	-	-	-	-	-	-	-	-	
		2020-21	Kharif	-	-	-	-	-	-	-	-	-	-	
			All Season	-	-	-	-	-	-	-	-	-	-	
		2021-22	Kharif	-	-	-	-	-	-	-	-	-	-	
			All Season	-	-	-	-	-	-	-	-	-	-	
	2022-23	Kharif	-	-	-	-	-	-	-	-	-	-		
		All Season	-	-	-	-	-	-	-	-	-	-		
	Medium	2019-20	Kharif	-	-	-	-	-	-	-	-	-	-	
			All Season	-	-	-	-	-	-	-	-	-	-	
		2020-21	Kharif	-	-	-	-	-	-	-	-	-	-	
			All Season	-	-	-	-	-	-	-	-	-	-	
		2021-22	Kharif	-	-	-	-	-	-	-	-	-	-	
			All Season	-	-	-	-	-	-	-	-	-	-	
	2022-23	Kharif	-	-	-	-	-	-	-	-	-	-		
All Season		-	-	-	-	-	-	-	-	-	-			

**Crop-wise State-wise Weighted Average of Farm Harvest Prices of Principal Crops in India**

**(Prices in Quintal)**

Crop Name	Variety	Year	Season	Tripura	Uttar Pradesh	Uttrakhand	West Bengal	
Rice	-	2019-20	Kharif	-	-	-	-	
			All Season	-	-	-	-	
		2020-21	Kharif	-	-	-	-	
			All Season	-	-	-	-	
		2021-22	Kharif	-	-	-	-	
			All Season	-	-	-	-	
		2022-23	Kharif	-	-	-	-	
			All Season	-	-	-	-	
		Coarse	2019-20	Kharif	-	-	-	-
				All Season	-	-	-	-
			2022-23	Kharif	-	-	-	-
		Local	2019-20	All Season	-	-	-	-
	All Season			-	-	-	-	
	2021-22		All Season	-	-	-	-	
			All Season	-	-	-	-	
	Fine	2019-20	Kharif	-	-	-	-	
			All Season	-	-	-	-	
		2020-21	Kharif	-	-	-	-	
			All Season	-	-	-	-	
		2021-22	Kharif	-	-	-	-	
			All Season	-	-	-	-	
	2022-23	Kharif	-	-	-	-		
		All Season	-	-	-	-		
	Medium	2019-20	Kharif	-	-	-	-	
			All Season	-	-	-	-	
		2020-21	Kharif	-	-	-	-	
			All Season	-	-	-	-	
		2021-22	Kharif	-	-	-	-	
			All Season	-	-	-	-	
	2022-23	Kharif	-	-	-	-		
All Season		-	-	-	-			

**Crop-wise State-wise Weighted Average of Farm Harvest Prices of Principal Crops in India**

**(Prices in Quintal)**

Crop Name	Variety	Year	Season	Andaman & Nicobar	Andhra Pradesh	Assam	Bihar	Chandigarh	Chhattisgarh	Dadra & Nagar Haveli	Delhi	Goa	
Sannhemp	-	2019-20	Kharif	-	-	-	-	-	-	-	-	-	
			All Season	-	-	-	-	-	4280	4600	-	-	
		2020-21	Kharif	-	-	-	-	-	-	-	-	-	-
			All Season	-	-	-	-	-	-	2926	-	-	-
		2021-22	Kharif	-	-	-	-	-	-	-	-	-	-
			All Season	-	-	-	-	-	-	4327	-	-	-
		2022-23	All Season	-	-	-	-	-	-	4324	-	-	-
		Sesamum	-	2019-20	Kharif	-	-	-	4709	-	11890	-	-
Rabi	-				-	-	6621	-	11403	-	-	-	
All Season	7500				-	6315	-	-	-	-	-	-	
2020-21	Kharif			-	6967	-	4600	-	12654	-	-	-	
	Rabi			-	7371	-	6655	-	11548	-	-	-	
	Summer			-	-	-	-	-	-	-	-	-	
	All Season			7500	-	6865	-	-	-	-	-	-	
2021-22	Kharif			-	7371	-	4894	-	10626	-	-	-	
	Rabi			-	9138	-	6672	-	11294	-	-	-	
	Winter			-	-	-	-	-	-	-	-	-	
	All Season			7500	8614	7003	-	-	-	-	-	-	
2022-23	Kharif			-	9622	-	7572	-	11525	-	-	-	
	Rabi		-	12078	-	7460	-	10889	-	-	-		
	Winter		-	-	-	-	-	-	-	-	-		
	All Season		7500	11201	7011	-	-	-	-	-	-		
Bhadea	2020-21		Kharif	-	-	-	4783	-	-	-	-	-	
	2021-22		Autumn	-	-	-	-	-	-	-	-	-	
			All Season	-	-	-	5173	-	-	-	-	-	
	2022-23		Autumn	-	-	-	-	-	-	-	-	-	
All Season	-		-	-	9015	-	-	-	-	-	-		

**Crop-wise State-wise Weighted Average of Farm Harvest Prices of Principal Crops in India**

**(Prices in Quintal)**

Crop Name	Variety	Year	Season	Gujarat	Haryana	Himachal Pradesh	Jammu & Kashmir	Jharkhand	Karnataka	Kerala	Madhya Pradesh	Maharashtra		
Sannhemp	-	2019-20	Kharif	-	-	-	-	-	-	-	-	-		
			All Season	-	18500	-	-	-	-	-	-	4375	-	
		2020-21	Kharif	-	-	-	-	-	-	-	-	-	-	
			All Season	-	18500	-	-	-	-	-	-	-	4113	-
		2021-22	Kharif	-	-	-	-	-	-	-	-	-	-	
			All Season	-	-	-	-	-	-	-	-	-	4125	-
		2022-23	All Season	-	-	-	-	-	-	-	-	4875	-	
		Sesamum	-	2019-20	Kharif	-	-	-	-	8499	9021	-	8527	-
Rabi	-				-	-	-	-	-	-	-	15000	-	
All Season	9107				9138	11358	6530	9921	-	-	-	-	9624	
2020-21	Kharif			-	9138	-	-	-	-	7076	-	-	9336	-
	Rabi			-	-	-	-	-	-	7717	-	-	-	-
	Summer			-	-	-	-	-	-	7135	-	-	-	-
	All Season			7830	-	11333	8030	11787	-	-	-	-	-	8259
2021-22	Kharif			-	9138	-	-	-	-	7955	-	-	9700	-
	Rabi			-	-	-	-	-	-	-	-	-	-	-
	Winter			-	-	-	-	-	10622	-	-	-	-	-
2022-23	All Season			8616	-	11970	6849	-	-	-	-	-	-	9995
	Kharif			-	9138	-	-	-	-	10188	-	-	10810	-
	Rabi		-	-	-	-	-	-	-	-	-	-	-	
Bhadea	-		2020-21	Kharif	-	-	-	-	-	-	-	-	-	
				Winter	-	-	-	-	7953	-	-	-	-	-
				All Season	11214	-	9329	7830	-	-	-	-	-	12471
			2021-22	Autumn	-	-	-	-	10693	-	-	-	-	-
				All Season	-	-	-	-	-	-	-	-	-	-
		2022-23	Autumn	-	-	-	-	11573	-	-	-	-	-	
All Season	-		-	-	-	-	-	-	-	-	-			

**Crop-wise State-wise Weighted Average of Farm Harvest Prices of Principal Crops in India**

**(Prices in Quintal)**

Crop Name	Variety	Year	Season	Manipur	Mizoram	Nagaland	Odisha	Puducherry	Punjab	Rajasthan	Tamil Nadu	Telangana	
Sannhemp	-	2019-20	Kharif	-	-	-	-	-	-	6292	-	-	
			All Season	-	-	-	-	-	-	-	-	-	
		2020-21	Kharif	-	-	-	-	-	-	-	5440	-	-
			All Season	-	-	-	-	-	-	-	-	-	-
		2021-22	Kharif	-	-	-	-	-	-	-	5000	-	-
			All Season	-	-	-	-	-	-	-	-	-	-
		2022-23	All Season	-	-	-	-	-	-	-	-	-	-
Sesamum	-	2019-20	Kharif	-	-	-	-	-	7318	9439	-	-	
			Rabi	-	-	-	-	-	-	-	-	-	
			All Season	-	7320	-	6247	-	-	-	-	-	
		2020-21	Kharif	-	-	-	-	-	-	10181	8748	11316	8495
			Rabi	-	-	-	-	-	-	-	-	-	8040
			Summer	-	-	-	-	-	-	-	-	-	-
			All Season	-	9068	-	6743	6439	-	-	-	-	-
		2021-22	Kharif	-	-	-	-	-	-	7226	9341	9596	8532
			Rabi	-	-	-	-	-	-	-	-	-	8339
			Winter	-	-	-	-	-	-	-	-	-	-
			All Season	-	9306	-	7704	12600	-	-	-	-	-
		2022-23	Kharif	-	-	-	-	-	-	10286	11554	13072	8481
	Rabi		-	-	-	-	-	-	-	-	-	8602	
	Winter		-	-	-	-	-	-	-	-	-	-	
	All Season		-	10237	-	8239	13035	-	-	-	-	-	
	Bhadea	2020-21	Kharif	-	-	-	-	-	-	-	-	-	-
			All Season	-	-	-	-	-	-	-	-	-	-
2021-22		Autumn	-	-	-	-	-	-	-	-	-	-	
		All Season	-	-	-	-	-	-	-	-	-	-	
2022-23		All Season	-	-	-	-	-	-	-	-	-	-	

**Crop-wise State-wise Weighted Average of Farm Harvest Prices of Principal Crops in India**

**(Prices in Quintal)**

Crop Name	Variety	Year	Season	Tripura	Uttar Pradesh	Uttrakhand	West Bengal	
Sannhemp	-	2019-20	Kharif	-	3675	-	-	
			All Season	-	-	-	-	
		2020-21	Kharif	-	-	-	-	
			All Season	-	-	-	-	
		2021-22	Kharif	-	-	-	-	
			All Season	-	-	-	-	
		2022-23	All Season	-	-	-	-	
		Sesamum	-	2019-20	Kharif	-	8335	8047
Rabi	-				-	-	-	
All Season	-				-	-	-	
2020-21	Kharif			-	7970	8114	-	
	Rabi			-	-	-	-	
	Summer			-	-	-	-	
	All Season			-	-	-	-	
2021-22	Kharif			-	8198	8304	-	
	Rabi			-	-	-	-	
	Winter			-	-	-	-	
2022-23	Kharif			-	8046	-	-	
	Rabi			-	-	-	-	
	Winter		-	-	-	-		
Bhadea	-		2020-21	Kharif	-	-	-	-
				All Season	-	-	-	-
			2021-22	Autumn	-	-	-	-
				All Season	-	-	-	-
			2022-23	Autumn	-	-	-	-
		All Season		-	-	-	-	



**Crop-wise State-wise Weighted Average of Farm Harvest Prices of Principal Crops in India**

**(Prices in Quintal)**

Crop Name	Variety	Year	Season	Andaman & Nicobar	Andhra Pradesh	Assam	Bihar	Chandigarh	Chhattisgarh	Dadra & Nagar Haveli	Delhi	Goa	
Soyabean	-	2019-20	Kharif	-	-	-	-	-	-	-	-	-	
			Rabi	-	-	-	-	-	-	-	-	-	
			All Season	-	-	-	-	-	3670	-	-	-	
		2020-21	Kharif	-	-	-	-	-	-	-	-	-	-
			All Season	-	-	-	-	-	-	4107	-	-	-
		2021-22	Kharif	-	-	-	-	-	-	-	-	-	-
			Rabi	-	-	-	-	-	-	-	-	-	-
			All Season	-	-	-	-	-	-	4289	-	-	-
		2022-23	Kharif	-	-	-	-	-	-	-	-	-	-
			Rabi	-	-	-	-	-	-	-	-	-	-
			All Season	-	-	-	-	-	-	4530	-	-	-
		Sugarcane	-	2019-20	Kharif	-	-	-	-	-	-	-	-
All Season	3500				-	1352	-	-	-	-	-	-	300
2020-21	Kharif			-	-	-	-	-	-	-	-	-	-
	Rabi			-	-	-	-	-	-	-	-	-	-
	Summer			-	-	-	-	-	-	-	-	-	-
All Season	5222			-	1458	-	-	-	-	-	-	-	300
2021-22	Kharif			-	-	-	-	-	-	-	-	-	-
	Summer			-	-	-	-	-	-	-	-	-	-
	All Season			5600	-	1496	-	-	-	-	-	-	-
2022-23	Kharif			-	-	-	-	-	-	-	-	-	-
	Summer			-	-	-	-	-	-	-	-	-	-
	All Season			4800	-	1537	-	-	-	-	-	-	-
SugarRaw	-	2019-20	All Season	-	-	-	-	-	4267	-	-	-	
		2020-21	All Season	-	-	-	-	-	-	-	-	-	
		2021-22	Kharif	-	3166	-	-	-	-	-	-	-	
			All Season	-	3166	4494	-	-	4609	-	-	-	
		2022-23	Rabi	-	-	-	-	-	-	-	-	-	
			Winter	-	-	-	-	-	-	-	-	-	
			All Season	-	3269	4598	-	-	4787	-	-	-	

**Crop-wise State-wise Weighted Average of Farm Harvest Prices of Principal Crops in India**

**(Prices in Quintal)**

Crop Name	Variety	Year	Season	Gujarat	Haryana	Himachal Pradesh	Jammu & Kashmir	Jharkhand	Karnataka	Kerala	Madhya Pradesh	Maharashtra	
Soyabean	-	2019-20	Kharif	-	-	-	-	-	3545	-	3655	-	
			Rabi	-	-	-	-	-	3697	-	-	-	
			All Season	-	-	6786	-	-	-	-	-	-	3597
		2020-21	Kharif	-	-	-	-	-	-	3899	-	4107	-
			All Season	3908	-	7190	-	-	-	-	-	-	-
		2021-22	Kharif	-	-	-	-	-	-	5011	-	5499	-
			Rabi	-	-	-	-	-	-	-	-	-	-
			All Season	6135	-	7535	-	-	-	-	-	-	-
		2022-23	Kharif	-	-	-	-	-	-	5284	-	5110	-
			Rabi	-	-	-	-	-	-	-	-	-	-
			All Season	4349	-	6374	-	-	-	-	-	-	-
		Sugarcane	-	2019-20	Kharif	-	-	-	-	-	-	-	-
All Season	-				399	-	-	-	-	-	-	-	-
2020-21	Kharif			-	-	-	-	-	-	2979	-	-	-
	Rabi			-	-	-	-	-	-	3713	-	-	-
	Summer			-	-	-	-	-	-	2475	-	-	-
	All Season			-	399	-	-	-	-	-	-	-	-
2021-22	Kharif			-	-	-	-	-	-	-	-	-	-
	Summer			-	-	-	-	-	-	2808	-	-	-
	All Season			-	362	700	-	-	-	-	-	-	-
2022-23	Kharif			-	-	-	-	-	-	-	-	-	-
	Summer	-	-	-	-	-	-	3080	-	-	-		
	All Season	-	362	360	375	-	-	-	-	-	-		
SugarRaw	-	2019-20	All Season	-	-	-	-	-	-	-	-	-	
			2020-21	All Season	-	-	-	-	-	-	-	-	-
		2021-22	Kharif	-	-	-	-	-	-	-	-	-	-
			All Season	-	-	5234	-	-	-	-	-	4215	-
		2022-23	Rabi	-	-	-	-	-	-	-	-	-	-
			Winter	-	-	-	-	-	4105	-	-	-	-
			All Season	-	-	-	-	-	-	-	-	4329	-

**Crop-wise State-wise Weighted Average of Farm Harvest Prices of Principal Crops in India**

**(Prices in Quintal)**

Crop Name	Variety	Year	Season	Manipur	Mizoram	Nagaland	Odisha	Puducherry	Punjab	Rajasthan	Tamil Nadu	Telangana	
Soyabean	-	2019-20	Kharif	-	-	-	-	-	-	-	-	3568	
			Rabi	-	-	-	-	-	-	-	-	-	
			All Season	-	7269	-	-	-	-	-	-	-	
		2020-21	Kharif	-	-	-	-	-	-	-	-	-	3698
			All Season	-	7668	-	-	-	-	-	-	-	-
		2021-22	Kharif	-	-	-	-	-	-	-	-	-	4918
			Rabi	-	-	-	-	-	-	-	-	-	4142
			All Season	-	7753	8000	-	-	-	-	-	-	-
		2022-23	Kharif	-	-	-	-	-	-	-	-	-	5032
			Rabi	-	-	-	-	-	-	-	-	-	5811
			All Season	-	8201	8500	-	-	-	-	-	-	-
		Sugarcane	-	2019-20	Kharif	-	-	-	-	-	-	-	-
All Season	800				2165	-	359	-	310	-	-	-	
2020-21	Kharif			-	-	-	-	-	-	-	-	-	314
	Rabi			-	-	-	-	-	-	-	-	-	-
	Summer			-	-	-	-	-	-	-	-	-	-
2021-22	All Season			1197	1946	-	395	-	311	-	-	-	-
	Kharif			-	-	-	-	-	-	-	-	-	363
	Summer			-	-	-	-	-	-	-	-	-	-
2022-23	All Season			1050	2261	-	369	-	360	-	-	-	-
	Kharif			-	-	-	-	-	-	-	-	-	368
	Summer			-	-	-	-	-	-	-	-	-	-
2022-23	All Season			1500	2284	-	416	-	375	-	-	-	-
	Kharif	-	-	-	-	-	-	-	-	-	-		
	Summer	-	-	-	-	-	-	-	-	-	-		
SugarRaw	-	2019-20	All Season	-	-	-	-	-	-	-	-	-	
		2020-21	All Season	-	-	-	-	-	-	-	4429	-	
		2021-22	Kharif	-	-	-	-	-	-	-	-	-	-
			All Season	-	-	-	-	-	-	-	-	4392	-
		2022-23	Rabi	-	-	-	-	-	-	-	4093	-	-
			Winter	-	-	-	-	-	-	-	-	-	-
			All Season	-	-	-	-	-	-	-	-	4516	-

**Crop-wise State-wise Weighted Average of Farm Harvest Prices of Principal Crops in India**

**(Prices in Quintal)**

Crop Name	Variety	Year	Season	Tripura	Uttar Pradesh	Uttrakhand	West Bengal
Soyabean	-	2019-20	Kharif	-	-	4129	-
			Rabi	-	-	-	-
			All Season	-	-	-	-
		2020-21	Kharif	-	-	6237	-
			All Season	-	-	-	-
		2021-22	Kharif	-	-	6255	-
			Rabi	-	-	-	-
			All Season	-	-	-	-
		2022-23	Kharif	-	-	7903	-
			Rabi	-	-	-	-
			All Season	-	-	-	-
		Sugarcane	-	2019-20	Kharif	-	285
All Season	-				-	-	-
2020-21	Kharif			-	279	344	-
	Rabi			-	-	-	-
	Summer			-	-	-	-
	All Season			-	-	-	-
2021-22	Kharif			-	302	366	-
	Summer			-	-	-	-
	All Season			-	-	-	-
2022-23	Kharif			-	300	-	-
	Summer			-	-	-	-
	All Season			-	-	-	-
SugarRaw	-	2019-20	All Season	-	-	-	-
		2020-21	All Season	-	3444	-	-
		2021-22	Kharif	-	-	-	-
			All Season	-	3381	-	-
		2022-23	Rabi	-	-	-	-
			Winter	-	-	-	-
All Season	-		3262	-	-		

**Crop-wise State-wise Weighted Average of Farm Harvest Prices of Principal Crops in India**

**(Prices in Quintal)**

Crop Name	Variety	Year	Season	Andaman & Nicobar	Andhra Pradesh	Assam	Bihar	Chandigarh	Chhattisgarh	Dadra & Nagar Haveli	Delhi	Goa	
Sunflower	-	2019-20	Kharif	-	3762	-	-	-	-	-	-	-	
			Rabi	-	3915	-	-	-	-	-	-	-	
			Summer	-	-	-	-	-	-	-	-	-	
			All Season	-	-	-	-	-	-	-	-	-	
		2020-21	Kharif	-	4705	-	-	-	-	-	-	-	-
			Rabi	-	6027	-	-	-	-	-	-	-	-
			Summer	-	-	-	-	-	-	-	-	-	-
			All Season	-	-	-	-	-	-	-	-	-	-
		2021-22	Kharif	-	5016	-	-	-	-	-	-	-	-
			Rabi	-	7142	-	-	-	-	-	-	-	-
			All Season	-	6880	-	-	-	-	-	-	-	-
		2022-23	Kharif	-	5925	-	-	-	-	-	-	-	-
Rabi	-		5676	-	-	-	-	-	-	-	-		
All Season	-		5787	-	-	-	-	15000	-	-	-		
Tapioca	-	2019-20	All Season	3720	-	-	-	-	-	-	-	-	
		2020-21	All Season	4554	-	-	-	-	-	-	-	-	
		2021-22	All Season	4800	-	-	-	-	-	-	-	-	
		2022-23	All Season	5800	-	-	-	-	-	-	-	-	
Tobacco	-	2019-20	Kharif	-	-	-	-	-	-	-	-	-	
			Rabi	-	14913	-	-	-	-	-	-	-	
			All Season	-	-	8501	-	-	13284	-	-	-	
		2020-21	Kharif	-	-	-	-	-	-	-	-	-	-
			Rabi	-	18918	-	-	-	-	-	-	-	-
			Summer	-	-	-	-	-	-	-	-	-	-
			All Season	-	-	8545	-	-	17623	-	-	-	
		2021-22	Kharif	-	-	-	-	-	-	-	-	-	-
			Rabi	-	18088	-	-	-	-	-	-	-	-
			Summer	-	-	-	-	-	-	-	-	-	
	2022-23	All Season	-	18088	8562	-	-	20944	-	-	-		
		Rabi	-	20139	-	-	-	-	-	-	-		
		Summer	-	-	-	-	-	-	-	-	-		
		All Season	-	20139	8411	-	-	19692	-	-	-		
Calcattia	2021-22	Kharif	-	-	-	-	-	-	-	-	-		
		Rabi	-	-	-	-	-	-	-	-			
	2022-23	Kharif	-	-	-	-	-	-	-	-	-		
		Rabi	-	-	-	-	-	-	-	-	-		

Crop-wise State-wise Weighted Average of Farm Harvest Prices of Principal Crops in India

(Prices in Quintal)

Crop Name	Variety	Year	Season	Gujarat	Haryana	Himachal Pradesh	Jammu & Kashmir	Jharkhand	Karnataka	Kerala	Madhya Pradesh	Maharashtra	
Sunflower	-	2019-20	Kharif	-	-	-	-	-	3696	-	-	-	
			Rabi	-	-	-	-	-	3662	-	-	-	
			Summer	-	-	-	-	-	3686	-	-	-	
			All Season	-	-	-	-	-	-	-	-	-	3480
		2020-21	Kharif	-	-	-	-	-	-	4314	-	-	-
			Rabi	-	-	-	-	-	-	6130	-	-	-
			Summer	-	-	-	-	-	-	5613	-	-	-
			All Season	-	-	-	-	-	-	-	-	-	5074
		2021-22	Kharif	-	-	-	-	-	-	5479	-	-	-
			Rabi	-	-	-	-	-	-	5849	-	-	-
			All Season	-	-	-	-	-	-	5408	-	-	5542
		2022-23	Kharif	-	-	-	-	-	-	5650	-	-	-
Rabi	-		-	-	-	-	-	4914	-	-	-		
All Season	-		-	-	-	-	-	-	-	-	4660		
Tapioca	-	2019-20	All Season	-	-	-	-	-	-	1926	-	-	
		2020-21	All Season	-	-	-	-	-	-	1520	-	-	
		2021-22	All Season	-	-	-	-	-	-	1542	-	-	
		2022-23	All Season	-	-	-	-	-	-	2863	-	-	
Tobacco	-	2019-20	Kharif	-	-	-	-	-	-	-	-	-	
			Rabi	-	-	-	-	-	-	-	-	-	
			All Season	5364	-	-	-	-	-	-	-	10948	-
		2020-21	Kharif	-	-	-	-	-	-	17188	-	-	-
			Rabi	-	-	-	-	-	-	-	-	-	-
			Summer	-	-	-	-	-	-	17465	-	-	-
			All Season	5978	-	-	-	-	-	-	-	-	15967
		2021-22	Kharif	-	-	-	-	-	-	-	-	-	-
			Rabi	-	-	-	-	-	-	-	-	-	-
			Summer	-	-	-	-	-	-	16070	-	-	-
			All Season	6000	-	-	-	-	-	-	-	-	21025
		2022-23	Rabi	-	-	-	-	-	-	-	-	-	-
	Summer		-	-	-	-	-	-	19375	-	-	-	
All Season	7550		-	-	-	-	-	-	-	-	13873		
Calcattia	2021-22	Kharif	-	-	-	-	-	-	-	-	-		
		Rabi	-	-	-	-	-	-	-	-	-		
	2022-23	Kharif	-	-	-	-	-	-	-	-	-		
		Rabi	-	-	-	-	-	-	-	-	-		

Crop-wise State-wise Weighted Average of Farm Harvest Prices of Principal Crops in India

(Prices in Quintal)

Crop Name	Variety	Year	Season	Manipur	Mizoram	Nagaland	Odisha	Puducherry	Punjab	Rajasthan	Tamil Nadu	Telangan a	
Sunflower	-	2019-20	Kharif	-	-	-	-	-	-	-	-	3845	
			Rabi	-	-	-	-	-	-	-	-	3031	
			Summer	-	-	-	-	-	-	-	-	-	
			All Season	-	-	-	-	-	-	-	-	-	
		2020-21	Kharif	-	-	-	-	-	-	-	-	-	5914
			Rabi	-	-	-	-	-	-	-	-	-	5919
			Summer	-	-	-	-	-	-	-	-	-	-
			All Season	-	-	-	-	-	-	-	-	-	-
		2021-22	Kharif	-	-	-	-	-	-	-	-	-	5426
			Rabi	-	-	-	-	-	-	-	-	-	6214
			All Season	-	-	-	-	-	-	-	-	6054	-
		2022-23	Kharif	-	-	-	-	-	-	-	-	-	6414
Rabi	-		-	-	-	-	-	-	-	-	6241		
All Season	-		-	-	-	-	-	-	-	6600	-		
Tapioca	-	2019-20	All Season	-	1981	-	-	-	-	-	1803	-	
		2020-21	All Season	-	2028	-	-	-	-	-	2205	-	
		2021-22	All Season	-	2224	-	-	-	-	-	1861	-	
		2022-23	All Season	-	2216	-	-	-	-	-	-	-	
Tobacco	-	2019-20	Kharif	-	-	-	-	-	-	-	-	7375	
			Rabi	-	-	-	-	-	-	-	-	6683	
			All Season	-	38107	-	-	-	-	-	-	-	
		2020-21	Kharif	-	-	-	-	-	-	-	-	-	9551
			Rabi	-	-	-	-	-	-	-	16200	-	9544
			Summer	-	-	-	-	-	-	-	-	-	-
			All Season	-	39172	-	-	-	-	-	-	-	-
		2021-22	Kharif	-	-	-	-	-	-	-	-	-	10607
			Rabi	-	-	-	-	-	-	-	12987	-	10927
			Summer	-	-	-	-	-	-	-	-	-	-
			All Season	-	43677	-	-	-	-	-	-	-	-
		2022-23	Rabi	-	-	-	-	-	-	-	-	13345	11117
	Summer		-	-	-	-	-	-	-	-	-	-	
All Season	-		41979	-	-	-	-	-	-	-	-		
Calcattia	2021-22	Kharif	-	-	-	-	-	-	-	-	-	9648	
		Rabi	-	-	-	-	-	-	-	-	-	9806	
	2022-23	Kharif	-	-	-	-	-	-	-	-	-	10018	
		Rabi	-	-	-	-	-	-	-	-	-	9857	

**Crop-wise State-wise Weighted Average of Farm Harvest Prices of Principal Crops in India**

**(Prices in Quintal)**

Crop Name	Variety	Year	Season	Tripura	Uttar Pradesh	Uttrakhand	West Bengal
Sunflower	-	2019-20	Kharif	-	-	-	-
			Rabi	-	-	-	-
			Summer	-	-	-	-
			All Season	-	-	-	-
		2020-21	Kharif	-	-	-	-
			Rabi	-	-	-	-
			Summer	-	-	-	-
			All Season	-	-	-	-
		2021-22	Kharif	-	-	-	-
			Rabi	-	-	-	-
			All Season	-	-	-	-
		2022-23	Kharif	-	-	-	-
Rabi	-		-	-	-		
All Season	-		-	-	-		
Tapioca	-	2019-20	All Season	-	-	-	-
		2020-21	All Season	-	-	-	-
		2021-22	All Season	-	-	-	-
		2022-23	All Season	-	-	-	-
Tobacco	-	2019-20	Kharif	-	-	-	-
			Rabi	-	4028	-	-
			All Season	-	-	-	-
		2020-21	Kharif	-	-	-	-
			Rabi	-	4055	-	-
			Summer	-	-	-	-
			All Season	-	-	-	-
		2021-22	Kharif	-	-	-	-
			Rabi	-	-	-	-
			Summer	-	-	-	-
			All Season	-	-	-	-
		2022-23	Rabi	-	-	-	-
	Summer		-	-	-	-	
All Season	-		-	-	-		
Calcattia	2021-22	Kharif	-	-	-	-	
		Rabi	-	-	-	-	
	2022-23	Kharif	-	-	-	-	
		Rabi	-	-	-	-	



**Crop-wise State-wise Weighted Average of Farm Harvest Prices of Principal Crops in India**

**(Prices in Quintal)**

Crop Name	Variety	Year	Season	Andaman & Nicobar	Andhra Pradesh	Assam	Bihar	Chandigarh	Chhattisgarh	Dadra & Nagar Haveli	Delhi	Goa	
Toriam	-	2020-21	All Season	-	-	-	-	-	-	-	-	-	
		2021-22	All Season	-	-	-	-	-	-	-	-	-	
		2022-23	All Season	-	-	-	-	-	-	-	-	-	
TurArhar	-	2019-20	Kharif	-	5139	-	-	-	-	-	-	-	
			Rabi	-	4989	-	4763	-	-	-	-	-	
			All Season	-	-	7071	-	-	-	5680	-	-	
		2020-21	Kharif	-	5792	-	-	-	-	-	-	-	-
			Rabi	-	5896	-	5006	-	-	-	-	-	-
			Summer	-	-	-	-	-	-	-	-	-	-
			All Season	-	-	7562	-	-	-	-	-	-	-
		2021-22	Kharif	-	5820	-	-	-	-	-	-	-	-
			Rabi	-	5935	-	5546	-	-	-	-	-	-
			Winter	-	-	-	-	-	-	-	-	-	-
			All Season	-	-	7737	-	-	-	-	-	-	-
		2022-23	Kharif	-	6860	-	-	-	-	-	-	-	-
	Rabi		-	-	-	6275	-	-	-	-	-	-	
	Winter		-	-	-	-	-	-	-	-	-	-	
	All Season		-	6870	7857	-	-	-	-	-	-	-	
	Early	2019-20	Kharif	-	-	-	-	-	-	-	-	-	-
			All Season	-	-	-	-	-	5695	-	-	-	
		2020-21	Kharif	-	-	-	-	-	-	-	-	-	-
			All Season	-	-	-	-	-	7404	-	-	-	
		2021-22	Kharif	-	-	-	-	-	-	-	-	-	-
			All Season	-	-	-	-	-	6830	-	-	-	
		2022-23	Kharif	-	-	-	-	-	-	-	-	-	-
			All Season	-	-	-	-	-	8333	-	-	-	
		Delay	2019-20	Kharif	-	-	-	-	-	-	-	-	-
All Season				-	-	-	-	-	6204	-	-	-	
2020-21			Kharif	-	-	-	-	-	-	-	-	-	-
			All Season	-	-	-	-	-	7235	-	-	-	
2021-22	Kharif		-	-	-	-	-	-	-	-	-	-	
	All Season		-	-	-	-	-	7350	-	-	-		
2022-23	Kharif	-	-	-	-	-	-	-	-	-	-		
	All Season	-	-	-	-	-	8199	-	-	-			

**Crop-wise State-wise Weighted Average of Farm Harvest Prices of Principal Crops in India**

**(Prices in Quintal)**

Crop Name	Variety	Year	Season	Gujarat	Haryana	Himachal Pradesh	Jammu & Kashmir	Jharkhand	Karnataka	Kerala	Madhya Pradesh	Maharashtra		
Toriam	-	2020-21	All Season	-	-	-	-	-	-	-	-	-		
		2021-22	All Season	-	-	7888	-	-	-	-	-	-		
		2022-23	All Season	-	-	6478	-	-	-	-	-	-		
TurArhar	-	2019-20	Kharif	-	-	-	-	-	4589	-	-	-		
			Rabi	-	-	-	-	6142	5069	-	-	-		
			All Season	4860	-	-	-	6961	-	-	-	4920		
		2020-21	Kharif	-	-	-	-	-	-	5156	-	-	-	
			Rabi	-	-	-	-	6238	5039	-	-	-	-	
			Summer	-	-	-	-	-	-	4382	-	-	-	
			All Season	5337	-	-	-	6597	-	-	-	-	5940	
		2021-22	Kharif	-	-	-	-	-	-	-	5289	-	-	-
			Rabi	-	-	-	-	-	-	6689	-	-	-	-
			Winter	-	-	-	-	-	-	6582	-	-	-	-
			All Season	5818	-	11384	-	-	-	3465	-	-	-	5903
		2022-23	Kharif	-	-	-	-	-	-	-	6904	-	-	-
	Rabi		-	-	-	-	-	-	6921	-	-	-	-	
	Winter		-	-	-	-	-	-	6776	-	-	-	-	
	All Season		5929	-	8348	-	-	-	-	-	-	-	7244	
	Early	2019-20	Kharif	-	-	-	-	-	-	-	-	5847	-	
			All Season	-	-	-	-	-	-	-	-	-	-	
		2020-21	Kharif	-	-	-	-	-	-	-	-	-	6290	-
			All Season	-	-	-	-	-	-	-	-	-	-	
		2021-22	Kharif	-	-	-	-	-	-	-	-	-	6022	-
			All Season	-	-	-	-	-	-	-	-	-	-	
		2022-23	Kharif	-	-	-	-	-	-	-	-	-	6745	-
			All Season	-	-	-	-	-	-	-	-	-	-	
		Delay	2019-20	Kharif	-	-	-	-	-	-	-	-	5305	-
All Season				-	-	-	-	-	-	-	-	-		
2020-21			Kharif	-	-	-	-	-	-	-	-	5902	-	
			All Season	-	-	-	-	-	-	-	-	-		
2021-22	Kharif		-	-	-	-	-	-	-	-	5975	-		
	All Season		-	-	-	-	-	-	-	-	-			
2022-23	Kharif	-	-	-	-	-	-	-	-	7134	-			
	All Season	-	-	-	-	-	-	-	-	-				

**Crop-wise State-wise Weighted Average of Farm Harvest Prices of Principal Crops in India**

**(Prices in Quintal)**

Crop Name	Variety	Year	Season	Manipur	Mizoram	Nagaland	Odisha	Puducherry	Punjab	Rajasthan	Tamil Nadu	Telangana		
Toriam	-	2020-21	All Season	-	-	-	-	-	7200	-	-	-		
		2021-22	All Season	-	-	-	-	-	-	-	-	-		
		2022-23	All Season	-	-	-	-	-	-	-	-	-		
TurArhar	-	2019-20	Kharif	-	-	-	-	-	-	-	-	5277		
			Rabi	-	-	-	-	-	-	4987	-	4508		
			All Season	-	3812	-	-	-	-	-	-	5387	-	
		2020-21	Kharif	-	-	-	-	-	-	-	-	-	-	5784
			Rabi	-	-	-	-	-	-	-	7221	-	-	5673
			Summer	-	-	-	-	-	-	-	-	-	-	-
		All Season	-	4198	-	-	-	-	-	-	-	-	-	-
			2021-22	Kharif	-	-	-	-	-	-	-	-	-	-
				Rabi	-	-	-	-	-	-	-	6844	-	-
				Winter	-	-	-	-	-	-	-	-	-	-
		All Season	-	4017	-	-	-	-	-	-	-	-	5963	-
			2022-23	Kharif	-	-	-	-	-	-	-	-	-	-
	Rabi			-	-	-	-	-	-	-	6650	-	-	
	Winter			-	-	-	-	-	-	-	-	-	-	
	All Season	-	4262	-	-	-	-	-	-	-	-	-	-	
		2019-20	Kharif	-	-	-	-	-	-	-	-	-	-	
			All Season	-	-	-	-	-	-	-	-	-	-	
		2020-21	Kharif	-	-	-	-	-	-	-	-	-	-	
	All Season		-	-	-	-	-	-	-	-	-	-		
	2021-22	Kharif	-	-	-	-	-	-	-	-	-	-		
		All Season	-	-	-	-	-	-	-	-	-	-		
	2022-23	Kharif	-	-	-	-	-	-	-	-	-	-		
		All Season	-	-	-	-	-	-	-	-	-	-		
	Early	2019-20	Kharif	-	-	-	-	-	-	-	-	-	-	
All Season			-	-	-	-	-	-	-	-	-	-		
2020-21		Kharif	-	-	-	-	-	-	-	-	-	-		
		All Season	-	-	-	-	-	-	-	-	-	-		
2021-22		Kharif	-	-	-	-	-	-	-	-	-	-		
		All Season	-	-	-	-	-	-	-	-	-	-		
2022-23		Kharif	-	-	-	-	-	-	-	-	-	-		
		All Season	-	-	-	-	-	-	-	-	-	-		
Delay	2019-20	Kharif	-	-	-	-	-	-	-	-	-	-		
		All Season	-	-	-	-	-	-	-	-	-	-		
	2020-21	Kharif	-	-	-	-	-	-	-	-	-	-		
		All Season	-	-	-	-	-	-	-	-	-	-		
2021-22	Kharif	-	-	-	-	-	-	-	-	-	-			
	All Season	-	-	-	-	-	-	-	-	-	-			
2022-23	Kharif	-	-	-	-	-	-	-	-	-	-			
	All Season	-	-	-	-	-	-	-	-	-	-			

**Crop-wise State-wise Weighted Average of Farm Harvest Prices of Principal Crops in India**

**(Prices in Quintal)**

Crop Name	Variety	Year	Season	Tripura	Uttar Pradesh	Uttrakhand	West Bengal
Torja	-	2020-21	All Season	-	-	-	-
		2021-22	All Season	-	-	-	-
		2022-23	All Season	-	-	-	-
TurArhar	-	2019-20	Kharif	-	-	7221	-
			Rabi	-	5358	-	-
			All Season	-	-	-	-
		2020-21	Kharif	-	-	-	-
			Rabi	-	-	-	-
			Summer	-	-	-	-
		All Season	8515	-	-	-	
		2021-22	Kharif	-	-	-	-
			Rabi	-	6029	-	-
			Winter	-	-	-	-
		All Season	8625	-	-	-	
		2022-23	Kharif	-	-	-	-
	Rabi		-	6668	-	-	
	Winter		-	-	-	-	
	All Season	8819	-	-	-		
	Early	2019-20	Kharif	-	-	-	-
			All Season	-	-	-	-
		2020-21	Kharif	-	-	-	-
			All Season	-	-	-	-
		2021-22	Kharif	-	-	-	-
			All Season	-	-	-	-
		2022-23	Kharif	-	-	-	-
			All Season	-	-	-	-
		Delay	2019-20	Kharif	-	-	-
All Season				-	-	-	-
2020-21			Kharif	-	-	-	-
			All Season	-	-	-	-
2021-22	Kharif		-	-	-	-	
	All Season		-	-	-	-	
2022-23	Kharif	-	-	-	-		
	All Season	-	-	-	-		

**Crop-wise State-wise Weighted Average of Farm Harvest Prices of Principal Crops in India**

**(Prices in Quintal)**

Crop Name	Variety	Year	Season	Andaman & Nicobar	Andhra Pradesh	Assam	Bihar	Chandigarh	Chhattisgarh	Dadra & Nagar Haveli	Delhi	Goa	
Turmeric	-	2019-20	Kharif	-	6892	-	-	-	-	-	-	-	
			Rabi	-	6895	-	8215	-	-	-	-	-	
			Summer	-	-	-	-	-	-	-	-	-	
			All Season	11250	-	-	-	-	10059	-	-	-	
		2020-21	Kharif	-	7497	-	-	-	-	-	-	-	-
			Rabi	-	7497	-	9180	-	-	-	-	-	-
			All Season	15502	-	-	-	-	10661	-	-	-	
		2021-22	Kharif	-	6779	-	-	-	-	-	-	-	-
			Rabi	-	-	-	9285	-	-	-	-	-	-
			All Season	17200	6779	-	-	-	9883	-	-	-	
		2022-23	Kharif	-	5943	-	-	-	-	-	-	-	-
			Rabi	-	-	-	9598	-	-	-	-	-	-
	All Season		16700	5943	-	-	-	11282	-	-	-		
	Dry	2019-20	All Season	-	-	11445	-	-	-	-	-	-	
		2020-21	All Season	-	-	12388	-	-	-	-	-	-	
		2021-22	All Season	-	-	12572	-	-	-	-	-	-	
		2022-23	Rabi	-	-	-	-	-	-	-	-	-	
All Season			-	-	12463	-	-	-	-	-	-		
Wheat	-	2019-20	Kharif	-	-	-	-	-	-	-	-	-	
			Rabi	-	-	-	1474	-	2455	-	2250	-	
			All Season	-	-	2633	-	1780	-	-	-	-	
		2020-21	Rabi	-	-	-	1712	-	2357	-	2800	-	
			All Season	-	-	2770	-	1950	-	-	-	-	
		2021-22	Rabi	-	-	-	1830	-	2375	-	2400	-	
			All Season	-	-	2820	-	2160	-	-	-	-	
		2022-23	Rabi	-	-	-	2086	-	2695	-	2150	-	
			All Season	-	-	2887	-	2015	-	-	-	-	

**Crop-wise State-wise Weighted Average of Farm Harvest Prices of Principal Crops in India**

**(Prices in Quintal)**

Crop Name	Variety	Year	Season	Gujarat	Haryana	Himachal Pradesh	Jammu & Kashmir	Jharkhand	Karnataka	Kerala	Madhya Pradesh	Maharashtra			
Turmeric	-	2019-20	Kharif	-	-	-	-	-	-	-	-	-			
			Rabi	-	-	-	-	-	-	-	-	-			
			Summer	-	-	-	-	-	15741	-	-	-			
			All Season	-	-	9994	-	9278	-	-	7744	-			
		2020-21	Kharif	-	-	-	-	-	-	5706	-	-	-		
			Rabi	-	-	-	-	-	-	-	-	-	-		
			All Season	-	-	10506	-	8425	-	-	7274	-			
		2021-22	Kharif	-	-	-	-	-	-	-	-	-	-		
			Rabi	-	-	-	-	1255	-	-	-	-	-		
			All Season	-	-	15924	-	-	-	2581	9606	-			
		2022-23	Kharif	-	-	-	-	-	-	-	-	-	-		
			Rabi	-	-	-	-	-	-	-	-	-	-		
	All Season		-	-	7829	-	-	-	1871	8520	-				
	Dry	-	2019-20	All Season	-	-	-	-	-	-	-	-	-		
				2020-21	All Season	-	-	-	-	-	-	-	-	-	
					2021-22	All Season	-	-	-	-	-	-	-	-	-
2022-23						Rabi	-	-	-	-	11231	-	-	-	-
						All Season	-	-	-	-	-	-	-	-	-
Wheat	-	2019-20	Kharif	-	-	-	-	-	1930	-	-	-			
			Rabi	-	1975	2312	-	1810	2640	-	1901	-			
			All Season	1868	-	-	1712	-	-	-	-	1996			
		2020-21	Rabi	-	1840	2387	-	1763	2510	-	1889	-			
			All Season	1775	-	-	2084	-	-	-	-	1781			
		2021-22	Rabi	-	2015	2203	-	1910	2317	-	2147	-			
			All Season	1994	-	-	2070	-	-	-	-	2134			
		2022-23	Rabi	-	2173	2228	-	2159	2844	-	2207	-			
			All Season	2378	-	-	2265	-	-	-	-	-			

**Crop-wise State-wise Weighted Average of Farm Harvest Prices of Principal Crops in India**

**(Prices in Quintal)**

Crop Name	Variety	Year	Season	Manipur	Mizoram	Nagaland	Odisha	Puducherry	Punjab	Rajasthan	Tamil Nadu	Telangana		
Turmeric	-	2019-20	Kharif	-	-	-	-	-	-	-	-	4701		
			Rabi	-	-	-	-	-	-	-	-	-		
			Summer	-	-	-	-	-	-	-	-	-		
			All Season	-	2383	-	-	-	-	-	-	11796	-	
		2020-21	Kharif	-	-	-	-	-	-	-	-	-	-	6415
			Rabi	-	-	-	-	-	-	-	-	-	-	-
			All Season	-	2432	-	-	-	-	-	-	-	12455	-
		2021-22	Kharif	-	-	-	-	-	-	-	-	-	-	6514
			Rabi	-	-	-	-	-	-	-	-	-	-	6481
			All Season	-	2584	-	-	-	-	-	-	-	13135	-
		2022-23	Kharif	-	-	-	-	-	-	-	-	-	-	0
			Rabi	-	-	-	-	-	-	-	-	-	-	6624
	All Season		-	2540	-	-	-	-	-	-	-	13945	-	
	Dry	2019-20	All Season	-	-	-	-	-	-	-	-	-	-	
		2020-21	All Season	-	-	-	-	-	-	-	-	-	-	
		2021-22	All Season	-	-	-	-	-	-	-	-	-	-	
2022-23		Rabi	-	-	-	-	-	-	-	-	-	-		
Wheat	-	2019-20	Kharif	-	-	-	-	-	-	-	-	-		
			Rabi	-	-	-	-	-	-	1886	-	-		
			All Season	-	-	-	1779	-	1851	-	-	-		
		2020-21	Rabi	-	-	-	-	-	-	-	1852	-	-	
			All Season	-	-	-	1986	-	1921	-	-	-		
		2021-22	Rabi	-	-	-	-	-	-	-	2145	2904	-	
			All Season	-	-	-	2013	-	1791	-	-	-		
		2022-23	Rabi	-	-	-	-	-	-	-	2262	3422	-	
			All Season	-	-	-	2074	-	2025	-	-	-		

**Crop-wise State-wise Weighted Average of Farm Harvest Prices of Principal Crops in India**

**(Prices in Quintal)**

Crop Name	Variety	Year	Season	Tripura	Uttar Pradesh	Uttrakhand	West Bengal
Turmeric	-	2019-20	Kharif	-	-	-	-
			Rabi	-	2326	-	-
			Summer	-	-	-	-
			All Season	-	-	-	-
		2020-21	Kharif	-	-	-	-
			Rabi	-	1677	-	-
			All Season	-	-	-	-
		2021-22	Kharif	-	-	-	-
			Rabi	-	1535	-	-
			All Season	-	-	-	-
		2022-23	Kharif	-	-	-	-
			Rabi	-	1548	-	-
	All Season		-	-	-	-	
	Dry	2019-20	All Season	-	-	-	-
		2020-21	All Season	-	-	-	-
		2021-22	All Season	-	-	-	-
2022-23		Rabi	-	-	-	-	
		All Season	-	-	-	-	
Wheat	-	2019-20	Kharif	-	-	-	-
			Rabi	-	1815	1931	1871
			All Season	-	-	-	-
		2020-21	Rabi	-	1774	1952	1859
			All Season	-	-	-	-
		2021-22	Rabi	-	1952	2032	1969
			All Season	-	-	-	-
		2022-23	Rabi	-	2044	2230	-
All Season			-	-	-	-	



**Table 4.1 Crop-wise District-wise Farm Harvest Prices of Principal Crops in India - Andaman Nicobar (Rs./Quintal)**

Crop Name	Variety	Year	Season	Car-nicobar	Mayabunder	Portblair	State Wtd Average
Arecanut	-	2022-23	All Season	17500	22600	29500	23200
Banana	-	2022-23	All Season	-	2800	4000	3400
Cashewnut	Raw	2022-23	All Season	-	2500	6000	4250
Chilli	Green	2022-23	All Season	26700	16300	26100	23000
Ginger	-	2022-23	All Season	20000	11700	14700	15400
GroundNut	-	2022-23	All Season	-	15000	-	15000
Maize	-	2022-23	All Season	-	5000	4000	4500
Paddy	-	2022-23	All Season	2000	1600	1500	1700
Pepper	-	2022-23	All Season	80000	85000	86700	83900
Sesamum	-	2022-23	All Season	-	7500	-	7500
Sugarcane	-	2022-23	All Season	6000	4700	3800	4800
Tapioca	-	2022-23	All Season	6700	3700	7000	5800
Turmeric	-	2022-23	All Season	-	10000	23300	16700

**Table 4.2 Crop-wise District-wise Farm Harvest Prices of Principal Crops in India - Andhra Pradesh (Rs./Quintal)**

Crop Name	Variety	Year	Season	Anantapur	Chittor	East Godavari	Guntur	Kadapa	Krishna	Kurnool	Nellore
Bajra	-	2022-23	Kharif	2192	-	-	-	2060	-	2086	-
			All Season	2192	-	-	-	2060	-	2086	-
Castorseed	-	2022-23	Kharif	6682	-	-	-	-	-	6074	-
			All Season	6685	-	-	-	-	-	6074	-
Chilli	Dry	2022-23	Rabi	-	34233	-	21900	-	-	-	19196
			Kharif	21941	-	-	21255	18179	-	25782	-
			All Season	21941	34232	-	21326	18179	-	25782	19196
Cotton	-	2022-23	Kharif	6994	-	-	7137	7385	-	8466	7369
			All Season	6994	-	-	7137	7197	-	8466	6445
			Rabi	-	-	-	-	6172	-	-	6138
Gram	-	2022-23	All Season	4838	-	5335	4974	4592	-	4829	6424
			Rabi	4838	-	5335	4974	4592	-	4829	6424
GroundNut	-	2022-23	All Season	6450	5588	-	-	6411	-	6331	6458
			Rabi	7327	6726	-	-	6547	-	6812	7184
			Kharif	5865	5469	-	-	6077	-	5872	6144
Jowar	-	2022-23	Kharif	2928	-	-	-	2414	-	-	-
			Rabi	3032	-	-	2196	3550	-	3409	2557
			All Season	3008	-	-	2196	3378	-	3409	2557
Maize	-	2022-23	Kharif	2001	-	-	-	-	-	2021	-
			All Season	1927	-	1843	1810	-	1818	2044	-
			Rabi	1882	-	1843	1810	-	1818	2052	-
Mesta	-	2022-23	Kharif	-	-	-	-	-	-	-	-
			All Season	-	-	-	-	-	-	-	-
Paddy	-	2022-23	Rabi	1825	1796	2040	1686	2086	1914	2104	2016
			All Season	1821	1902	2040	1861	2025	2036	2123	1990
			Kharif	1820	1976	2040	1862	2000	2040	2130	1837
Ragi	-	2022-23	All Season	-	2925	-	-	-	-	-	-
			Rabi	-	-	-	-	-	-	-	-
			Kharif	-	2925	-	-	-	-	-	-

**Table 4.2 Crop-wise District-wise Farm Harvest Prices of Principal Crops in India - Andhra Pradesh (Rs./Quintal)**

Crop Name	Variety	Year	Season	Prakasam	Srikakulam	Visakhapatnam	Vizianagaram	West Godavari	State Wtd Average
Bajra	-	2022-23	Kharif	2008	-	-	-	-	2030
			All Season	2008	-	-	-	-	2030
Castorseed	-	2022-23	Kharif	3358	-	-	-	-	6228
			All Season	3358	-	-	-	-	6228
Chilli	Dry	2022-23	Rabi	19397	-	-	-	-	20722
			Kharif	18743	-	-	-	-	21653
			All Season	18897	-	-	-	-	21571
Cotton	-	2022-23	Kharif	7073	7803	-	7442	-	7892
			All Season	7012	7803	-	7442	-	7844
			Rabi	6317	-	-	-	-	6172
Gram	-	2022-23	All Season	5089	-	-	-	-	4810
			Rabi	5089	-	-	-	-	4810
GroundNut	-	2022-23	All Season	-	6288	-	-	-	6308
			Rabi	-	6288	-	-	-	6829
			Kharif	-	-	-	-	-	5876
Jowar	-	2022-23	Kharif	-	-	-	-	-	2931
			Rabi	2762	-	-	-	-	2634
			All Season	2762	-	-	-	-	2639
Maize	-	2022-23	Kharif	1982	2262	-	2120	-	2045
			All Season	1973	2144	-	2029	-	1928
			Rabi	1967	2109	-	2005	-	1899
Mesta	-	2022-23	Kharif	-	-	-	3524	-	3334
			All Season	-	-	-	3524	-	3334
Paddy	-	2022-23	Rabi	1855	2079	-	1905	2040	2002
			All Season	1879	2033	2040	1999	2040	1996
			Kharif	1909	2030	2040	2000	2040	1993
Ragi	-	2022-23	All Season	-	2205	-	2523	-	2405
			Rabi	-	2205	-	2523	-	2285
			Kharif	-	-	-	-	-	2432

**Table 4.2 Crop-wise District-wise Farm Harvest Prices of Principal Crops in India - Andhra Pradesh (Rs./Quintal)**

Crop Name	Variety	Year	Season	Anantapur	Chittor	East Godavari	Guntur	Kadapa	Krishna	Kurnool	Nellore
Sesamum	-	2022-23	All Season	-	-	-	-	13757	-	-	11266
			Rabi	-	-	-	-	13757	-	-	11266
			Kharif	-	-	-	-	-	-	-	-
SugarRaw	-	2022-23	Kharif	-	3444	3906	-	-	-	-	-
			All Season	-	3444	3906	-	-	-	-	-
Sunflower	-	2022-23	Rabi	5744	-	-	-	5643	-	-	-
			All Season	5871	-	-	-	5717	-	-	-
			Kharif	5957	-	-	-	5876	-	-	-
Tobacco	-	2022-23	Rabi	-	-	21450	-	-	-	-	20061
			All Season	-	-	21450	-	-	-	-	-
TurArhar	-	2022-23	Kharif	6743	6576	-	-	7010	-	6714	6872
			All Season	6743	6576	-	-	7010	-	6714	6872
Turmeric	-	2022-23	Kharif	-	-	-	5101	5589	4942	-	-
			All Season	-	-	-	5101	5589	4942	-	-

**Table 4.2 Crop-wise District-wise Farm Harvest Prices of Principal Crops in India - Andhra Pradesh (Rs./Quintal)**

Crop Name	Variety	Year	Season	Prakasam	Srikakulam	Visakhapatnam	Vizianagaram	West Godavari	State Wtd Average
Sesamum	-	2022-23	All Season	10405	11364	-	9607	-	11201
			Rabi	11793	11364	-	11358	-	12078
			Kharif	10047	-	-	9305	-	9622
SugarRaw	-	2022-23	Kharif	-	3722	-	3901	3269	-
			All Season	-	3722	-	3601	-	3269
Sunflower	-	2022-23	Rabi	-	-	-	-	-	5676
			All Season	-	-	-	-	-	5787
			Kharif	-	-	-	-	-	5925
Tobacco	-	2022-23	Rabi	19586	-	-	-	-	20139
			All Season	19586	-	-	-	-	20139
TurArhar	-	2022-23	Kharif	6951	-	-	-	-	6860
			All Season	6951	-	-	-	-	6870
Turmeric	-	2022-23	Kharif	-	-	-	-	-	5943
			All Season	-	-	-	-	-	5943

**Table 4.3 Crop-wise District-wise Farm Harvest Prices of Principal Crops in India - Assam (Rs./Quintal)**

Crop Name	Variety	Year	Season	Baksa	Barpeta	Bongaiga on	Cachar	Chhirang	Darrang	Dhemaji	Dhubri
Arecanut	-	2022-23	All Season	186*	225*	235*	210*	196*	232*	175*	187*
Banana	-	2022-23	All Season	305*	302*	305*	387*	290*	280*	305*	250*
Castorseed	-	2022-23	All Season	8178	8072	8129	7787	8151	7891	8084	7864
Chilli	Dry	2022-23	All Season	12682	12390	12334	12128	12288	12890	12290	12197
Coconut	-	2022-23	All Season	2260*	1750*	2040*	2000*	2020*	2070*	2000*	2050*
Cotton	-	2022-23	All Season	4739	-	-	5052	-	4812	4742	-
Ginger	-	2022-23	All Season	5055	4775	4925	4645	5100	5540	4751	4900
Gram	-	2022-23	All Season	5100	5299	5110	4890	4947	2059	4730	5255
Jute	-	2022-23	All Season	2649	2763	2508	2071	2703	2571	2166	2164
Linseed	-	2022-23	All Season	3833	3579	3581	-	4297	3707	3466	3608
Maize	-	2022-23	All Season	1270	1280	1261	1350	1281	1300	1280	1250
Mesta	-	2022-23	All Season	1680	1690	1910	1675	1750	1590	1800	1680
Nigerseed		2022-23	All Season	4020	3899	3897	-	4413	3887	4018	3959
Paddy	-	2022-23	Winter	1492	1463	1467	1494	1537	1601	1458	2051
			Summer	1280	1375	1325	1250	1350	1250	1260	1410
			Autumn	1290	1300	1180	1340	1250	1435	1280	1365
Potato	-	2022-23	All Season	2099	1848	2198	2139	2075	2061	2038	1893
Rape/Mustard	-	2022-23	All Season	3167	3593	3056	2972	4642	3823	3125	3094
Sesamum	-	2022-23	All Season	6623	6825	6586	6668	8219	6791	6686	6624
Sugarcane	-	2022-23	All Season	1380	1375	1370	1520	1370	1275	1300	-
SugarRaw	-	2022-23	All Season	4195	4551	4772	5050	4177	4170	4148	4641
Tobacco	-	2022-23	All Season	8520	-	-	8230	8584	-	-	-
TurArhar	-	2022-23	All Season	7892	7712	7840	7638	7812	7782	7809	8241
Turmeric	Dry	2022-23	All Season	11840	11220	13163	12860	11535	13111	11135	11909
Wheat	-	2022-23	All Season	2961	3000	3003	2837	3006	2842	-	2836

**Table 4.3 Crop-wise District-wise Farm Harvest Prices of Principal Crops in India - Assam (Rs./Quintal)**

Crop Name	Variety	Year	Season	Dibrugarh	Goalpara	Golaghat	Hailkandi	Jorhat	Kamrup	Karbi Anglong	Karimganj
Arecanut	-	2022-23	All Season	196*	184*	185*	275*	254*	212*	205*	190*
Banana	-	2022-23	All Season	280*	270*	275*	400*	305*	385*	387	285*
Castorseed	-	2022-23	All Season	-	8090	7979	7817	8187	7968	8345	-
Chilli	Dry	2022-23	All Season	12353	12782	14191	11942	12895	15150	14313	11821
Coconut	-	2022-23	All Season	2235*	1750*	2015*	2050*	2330*	2525*	2275*	2250*
Cotton	-	2022-23	All Season	-	-	5049	5000	4966	-	5387	5043
Ginger	-	2022-23	All Season	4820	5265	4730	4365	4710	5320	5050	4850
Gram	-	2022-23	All Season	-	5214	5065	-	5194	5581	6141	-
Jute	-	2022-23	All Season	2273	2207	2163	2080	2037	2153	2164	2033
Linseed	-	2022-23	All Season	-	3555	-	-	-	3682	3642	-
Maize	-	2022-23	All Season	1280	1240	1300	1300	1370	1580	1400	1285
Mesta	-	2022-23	All Season	1775	1765	1530	-	1720	2000	1700	-
Nigerseed		2022-23	All Season	-	4389	-	-	-	3957	3858	-
Paddy	-	2022-23	Winter	1493	1435	1527	1446	1566	1529	1590	1453
			Summer	1175	1200	1220	1235	1260	1365	1255	1200
			Autumn	1200	1175	1150	1265	1200	1265	1455	1300
Potato	-	2022-23	All Season	2382	1782	1903	2298	2071	2130	2567	2054
Rape/Mustard	-	2022-23	All Season	3006	3264	2852	2879	3208	3639	3853	2913
Sesamum	-	2022-23	All Season	6588	6379	6330	6748	6693	6665	7817	6801
Sugarcane	-	2022-23	All Season	1300	1285	1320	1375	-	1520	1780	1300
SugarRaw	-	2022-23	All Season	4147	4207	4641	5107	5043	4749	4646	5600
Tobacco	-	2022-23	All Season	-	-	-	-	-	-	8660	-
TurArhar	-	2022-23	All Season	7766	7879	7710	7545	8064	8348	7784	7627
Turmeric	Dry	2022-23	All Season	12913	11016	11407	13022	12759	11876	14342	11818
Wheat	-	2022-23	All Season	2865	2981	2783	-	2826	3300	3063	2808

**Table 4.3 Crop-wise District-wise Farm Harvest Prices of Principal Crops in India - Assam (Rs./Quintal)**

Crop Name	Variety	Year	Season	Kokrajhar	Lakhimpur	Morigaon	Nagaon	Nalbari	North Cachar Hills	Sivasagar	Sonitpur
Areca nut	-	2022-23	All Season	235*	230*	188*	205*	210*	218*	195*	285*
Banana	-	2022-23	All Season	290*	270*	275*	265*	400*	384*	275*	355*
Castor seed	-	2022-23	All Season	8229	8287	7908	7913	7816	8203	-	7794
Chilli	Dry	2022-23	All Season	12608	12115	12301	12146	12165	20080	13059	12306
Coconut	-	2022-23	All Season	2020*	2260*	2000*	2030*	1850*	2130*	2010*	2240*
Cotton	-	2022-23	All Season	4903	5050	4843	5053	4816	5177	-	4697
Ginger	-	2022-23	All Season	4815	4765	4935	5060	5380	4675	4745	4685
Gram	-	2022-23	All Season	4809	4778	5434	7402	5681	-	-	5159
Jute	-	2022-23	All Season	2554	2041	2561	2614	2552	2053	2291	2582
Linseed	-	2022-23	All Season	3628	3605	3573	4677	2817	-	-	3495
Maize	-	2022-23	All Season	1355	1321	1320	1251	1365	1351	1271	1350
Mesta	-	2022-23	All Season	1760	1760	1800	1700	1675	1285	1755	1790
Niger seed	-	2022-23	All Season	3936	-	3825	3855	3794	-	-	3871
Paddy	-	2022-23	Winter	1482	1588	1477	1454	1477	-	1499	1489
			Summer	1300	1270	1200	1320	1350	-	1180	1350
			Autumn	1295	1210	1190	1230	1350	1450	1182	1200
Potato	-	2022-23	All Season	2097	2218	2073	2053	1911	1980	2075	1865
Rape/Mustard	-	2022-23	All Season	3649	3061	3105	3022	4824	4570	2939	2770
Sesamum	-	2022-23	All Season	6737	6800	6340	6842	6752	7345	6690	6403
Sugarcane	-	2022-23	All Season	1230	1320	1281	1320	1350	1250	1380	1770
Sugar Raw	-	2022-23	All Season	4250	4165	5398	4815	4767	4253	4236	4607
Tobacco	-	2022-23	All Season	8590	8535	-	-	-	8660	-	-
Tur Arhar	-	2022-23	All Season	7725	7777	7775	8128	7649	7795	7771	7846
Turmeric	Dry	2022-23	All Season	11447	17019	12046	13480	11794	14976	12942	11501
Wheat	-	2022-23	All Season	2875	2869	2971	3056	2914	-	2800	2936



**Table 4.3 Crop-wise District-wise Farm Harvest Prices of Principal Crops in India - Assam (Rs./Quintal)**

Crop Name	Variety	Year	Season	Tinsukia	Udalguri	State Wtd Average
Areca nut	-	2022-23	All Season	255*	188*	214*
Banana	-	2022-23	All Season	305*	290*	312*
Castor seed	-	2022-23	All Season	-	7895	8241
Chilli	Dry	2022-23	All Season	12261	12850	13006
Coconut	-	2022-23	All Season	2235*	2080*	2095*
Cotton	-	2022-23	All Season	4933	-	5243
Ginger	-	2022-23	All Season	4940	5080	4919
Gram	-	2022-23	All Season	5076	4794	5512
Jute	-	2022-23	All Season	-	2130	2468
Linseed	-	2022-23	All Season	-	3899	3644
Maize	-	2022-23	All Season	1360	1260	1326
Mesta	-	2022-23	All Season	1565	1685	1748
Niger seed	-	2022-23	All Season	-	4587	3968
Paddy	-	2022-23	Winter	1497	1459	1507
			Summer	1375	1320	1313
			Autumn	1200	1270	1296
Potato	-	2022-23	All Season	2035	2149	2057
Rape/Mustard	-	2022-23	All Season	3006	2885	3414
Sesamum	-	2022-23	All Season	6699	6781	7011
Sugarcane	-	2022-23	All Season	1300	1250	1537
Sugar Raw	-	2022-23	All Season	4143	4205	4598
Tobacco	-	2022-23	All Season	-	-	8411
Tur Arhar	-	2022-23	All Season	7939	7816	7857
Turmeric	Dry	2022-23	All Season	13707	11650	12463
Wheat	-	2022-23	All Season	-	3030	2887

**Table 4.4 Crop-wise District-wise Farm Harvest Prices of Principal Crops in India - Bihar (Rs./Quintal)**

Crop Name	Variety	Year	Season	Aurangabad	Jahanabad	Araia	Arbal	Banka	Begusarai	Bhabua (kymmur)	Bhagalpur		
Bajra	-	2022-23	Kharif	-	-	-	-	-	-	-	1232		
Barley	-	2022-23	Rabi	1860	2754	-	2500	2270	-	1182	2270		
Chilli	-	2022-23	Rabi	7294	-	4400	-	-	10351	7294	7294		
Ginger	-	2022-23	Rabi	-	-	5124	-	-	-	-	-		
Gram	-	2022-23	Rabi	4175	4175	-	4175	5120	4758	5205	5120		
GroundNut	-	2022-23	Kharif	-	-	-	-	-	-	-	-		
Jowar	-	2022-23	Kharif	-	-	-	-	-	945	-	921		
Jute	-	2022-23	Kharif	-	-	4631	-	-	-	-	-		
Linseed	-	2022-23	Rabi	4850	4850	-	-	4684	5350	4684	4684		
Maize	-	2022-23	Summer	-	1613	-	1613	1735	1526	-	1735		
			Rabi	-	1800	1672	1800	1370	1758	-	1370		
			Bhadea	2022-23	All Season	-	1630	-	-	1955	1844	1704	1250
Mesta	-	2022-23	Kharif	-	-	-	-	-	-	4284			
Paddy	-	2022-23	Summer	-	-	1500	-	-	-	-	-		
			Aghani	2022-23	Kharif	1625	2008	1708	1800	1863	1775	1760	1822
			Bhadea	2022-23	Kharif	-	-	-	-	-	-	-	-
Potato	-	2022-23	Rabi	1110	1144	685	1200	1160	1627	1299	1160		
			Aghani	2022-23	Kharif	1310	1182	1500	1182	1093	-	1166	1093
Ragi	Bhadea	2022-23	All Season	1840	1840	-	1840	-	-	-	-		
Rape/Mustard	-	2022-23	Rabi	4850	5982	3311	4913	7280	5377	6320	7280		
Sesamum	-	2022-23	Rabi	-	-	-	-	-	-	-	6954		
			Kharif	-	-	-	-	-	4894	-	-		
			Bhadea	2022-23	All Season	-	-	-	9015	10780	9015	13800	-
TurArhar	-	2022-23	Rabi	6630	7868	-	7006	7050	5029	7380	7050		
Turmeric	-	2022-23	Rabi	-	-	9665	-	-	6898	-	9653		
Wheat	-	2022-23	Rabi	2150	2150	1775	2150	2210	2092	2100	2210		

**Table 4.4 Crop-wise District-wise Farm Harvest Prices of Principal Crops in India - Bihar (Rs./Quintal)**

Crop Name	Variety	Year	Season	Bhojpur (aara)	Buxar	Darbhanga	East Champaran	Gaya	Gopalganj	Jumui	Katihar
Bajra	-	2022-23	Kharif	1479	1180	-	-	-	-	-	-
Barley	-	2022-23	Rabi	1050	1270	-	-	2087	1456	1727	-
Chilli	-	2022-23	Rabi	-	7294	7294	7294	-	6238	-	4400
Ginger	-	2022-23	Rabi	-	-	-	-	-	4168	-	5124
Gram	-	2022-23	Rabi	5205	5205	-	-	4175	4391	4758	4798
GroundNut	-	2022-23	Kharif	-	-	-	-	-	-	-	-
Jowar	-	2022-23	Kharif	914	919	-	-	-	-	-	-
Jute	-	2022-23	Kharif	-	-	-	-	-	-	-	4600
Linseed	-	2022-23	Rabi	4684	4684	4684	3786	-	-	-	4684
Maize	-	2022-23	Summer	1613	1613	-	1558	1613	1650	1526	1613
			Rabi	-	-	1686	1468	1800	1862	1770	1600
	Bhadea	2022-23	All Season	1704	1704	1369	1710	1630	1965	1750	1600
Mesta	-	2022-23	Kharif	-	-	-	-	-	-	-	5080
Paddy	-	2022-23	Summer	-	-	1467	-	-	-	-	1500
	Aghani	2022-23	Kharif	1672	1800	1500	1412	1850	1420	1633	1600
	Bhadea	2022-23	Kharif	-	-	1425	1520	-	1480	-	1538
Potato	-	2022-23	Rabi	1299	1100	2300	999	1144	946	2083	800
	Aghani	2022-23	Kharif	844	1700	990	942	1250	1630	1100	1500
Ragi	Bhadea	2022-23	All Season	-	-	2362	-	1840	2080	-	-
Rape/Mustard	-	2022-23	Rabi	5939	6950	3600	5467	4913	6699	5261	5500
Sesamum	-	2022-23	Rabi	-	-	-	-	-	7465	-	-
	-		Kharif	-	-	-	-	-	-	-	4648
	Bhadea	2022-23	All Season	-	-	-	-	-	-	-	-
TurArhar	-	2022-23	Rabi	7380	7380	6275	4800	7006	6275	5029	-
Turmeric	-	2022-23	Rabi	-	-	-	-	-	6480	-	9665
Wheat	-	2022-23	Rabi	2062	2050	2300	1953	2150	1888	2800	2100

**Table 4.4 Crop-wise District-wise Farm Harvest Prices of Principal Crops in India - Bihar (Rs./Quintal)**

Crop Name	Variety	Year	Season	Khagaria	Kishanganj	Lakhisarai	Madhepura	Madhubani	Munger	Muzaffarpur	Nalanda
Bajra	-	2022-23	Kharif	-	-	-	-	-	-	-	-
Barley	-	2022-23	Rabi	1606	1270	2200	-	2300	-	2075	1182
Chilli	-	2022-23	Rabi	10351	4400	10351	6500	7294	-	7294	7294
Ginger	-	2022-23	Rabi	-	5124	-	7790	5723	-	3541	-
Gram	-	2022-23	Rabi	4960	4798	4758	4798	4391	4758	4799	5205
GroundNut	-	2022-23	Kharif	-	-	-	-	-	-	-	6848
Jowar	-	2022-23	Kharif	-	-	-	-	-	-	-	-
Jute	-	2022-23	Kharif	4905	5732	-	5195	-	-	-	-
Linseed	-	2022-23	Rabi	5350	4684	5350	4684	4684	5350	3786	-
Maize	-	2022-23	Summer	1508	1613	1526	1740	1613	1700	1558	1613
			Rabi	1770	1652	1950	1990	-	1770	1468	1703
	Bhadea	2022-23	All Season	1838	-	1838	1704	1369	1847	1819	-
Mesta	-	2022-23	Kharif	4284	5080	-	4233	-	-	-	-
Paddy	-	2022-23	Summer	1525	1500	-	-	1467	1525	-	-
			Aghani	2022-23	Kharif	1538	1811	1750	1436	1553	1701
	Bhadea	2022-23	Kharif	1500	1538	1500	1792	1425	-	1538	-
Potato	-	2022-23	Rabi	1040	758	800	1150	1054	1627	1244	1299
			Aghani	2022-23	Kharif	1100	-	1100	945	990	1100
Ragi	Bhadea	2022-23	All Season	-	1840	-	1415	2362	-	-	-
Rape/Mustard	-	2022-23	Rabi	5320	4659	5343	5408	5004	5377	5467	6413
Sesamum	-	2022-23	Rabi	-	8196	-	-	7763	-	6358	-
			Kharif	4894	4600	-	-	9936	-	-	-
	Bhadea	2022-23	All Season	9015	9015	-	7540	9015	-	-	-
TurArhar	-	2022-23	Rabi	4514	6275	-	6275	6275	5029	4800	7380
Turmeric	-	2022-23	Rabi	6898	9665	-	12025	8500	-	9485	-
Wheat	-	2022-23	Rabi	2172	1937	2129	2060	2238	2168	2289	2033

**Table 4.4 Crop-wise District-wise Farm Harvest Prices of Principal Crops in India - Bihar (Rs./Quintal)**

Crop Name	Variety	Year	Season	Nawada	Patna	Purnia	Rohtas	Saharsa	Samastipur	Saran (chakra)	Sheikhpura
Bajra	-	2022-23	Kharif	-	-	-	-	-	-	-	-
Barley	-	2022-23	Rabi	-	1182	-	1182	-	2300	1456	-
Chilli	-	2022-23	Rabi	7294	7294	4400	-	-	7294	-	-
Ginger	-	2022-23	Rabi	-	-	-	-	-	-	-	-
Gram	-	2022-23	Rabi	4175	5205	-	5205	-	4391	4391	4756
GroundNut	-	2022-23	Kharif	6850	-	6820	-	-	-	-	-
Jowar	-	2022-23	Kharif	-	971	-	-	-	-	-	-
Jute	-	2022-23	Kharif	-	-	4985	-	4600	4905	-	-
Linseed	-	2022-23	Rabi	4850	4684	4684	4684	4684	4684	-	-
Maize	-	2022-23	Summer	1613	1613	1613	-	1658	1613	1650	1526
			Rabi	-	1703	1652	-	1850	1686	1862	1032
	Bhadea	2022-23	All Season	1630	1704	1600	-	-	1369	1844	1838
Mesta	-	2022-23	Kharif	-	-	-	-	4400	4284	-	-
Paddy	-	2022-23	Summer	-	1502	1500	1502	1550	-	1502	-
			Aghani	2022-23	Kharif	1800	1760	1708	1780	1790	1582
	Bhadea	2022-23	Kharif	-	1538	-	-	1840	-	1480	-
Potato	-	2022-23	Rabi	1144	1375	758	1299	1040	875	1230	1627
			Aghani	2022-23	Kharif	1000	1166	1500	1166	800	-
Ragi	Bhadea	2022-23	All Season	1840	-	-	-	1415	-	2080	-
Rape/Mustard	-	2022-23	Rabi	4913	6090	4775	6337	4435	5100	6316	6089
Sesamum	-	2022-23	Rabi	-	-	-	-	-	6895	-	-
			Kharif	6650	-	5618	-	-	9936	-	-
	Bhadea	2022-23	All Season	9015	-	-	-	7540	9015	-	-
TurArhar	-	2022-23	Rabi	7006	7380	-	7380	-	6275	6275	5359
Turmeric	-	2022-23	Rabi	-	-	-	-	-	9500	-	-
Wheat	-	2022-23	Rabi	2150	2230	1902	2090	2000	2200	2202	2137

**Table 4.4 Crop-wise District-wise Farm Harvest Prices of Principal Crops in India - Bihar (Rs./Quintal)**

Crop Name	Variety	Year	Season	Sheohar	Sitamarhi	Siwan	Supaul	Vaishali	West Champaran	State Wtd Average
Bajra	-	2022-23	Kharif	-	-	1192	-	-	-	1232
Barley	-	2022-23	Rabi	-	2075	1456	-	2075	-	1456
Chilli	-	2022-23	Rabi	-	7294	6238	3000	7294	7294	7294
Ginger	-	2022-23	Rabi	-	-	4521	7790	-	3492	5124
Gram	-	2022-23	Rabi	-	-	4391	-	4799	4799	4798
GroundNut	-	2022-23	Kharif	-	-	-	-	-	6826	6848
Jowar	-	2022-23	Kharif	-	-	-	-	-	-	921
Jute	-	2022-23	Kharif	-	-	-	3700	-	-	4905
Linseed	-	2022-23	Rabi	3786	3786	4684	4684	3786	3786	4684
Maize	-	2022-23	Summer	-	1430	1650	1600	1558	1600	1613
			Rabi	1468	1490	1862	2000	1454	1468	1686
	Bhadea	2022-23	All Season	1715	-	1878	-	1616	1715	1704
Mesta	-	2022-23	Kharif	-	-	4284	4100	-	-	4284
Paddy	-	2022-23	Summer	-	-	-	1550	-	-	1502
	Aghani	2022-23	Kharif	1609	1306	1413	1700	1412	1450	1673
	Bhadea	2022-23	Kharif	1514	1400	1480	1750	1514	1514	1538
Potato	-	2022-23	Rabi	1189	978	1114	1000	872	999	1116
	Aghani	2022-23	Kharif	942	-	1630	1000	-	942	1214
Ragi	Bhadea	2022-23	All Season	-	1380	2080	1415	1380	-	1840
Rape/Mustard	-	2022-23	Rabi	6110	4057	6452	6500	5467	5467	5653
Sesamum	-	2022-23	Rabi	6958	-	-	8623	-	8563	7460
			Kharif	-	-	-	4894	-	7380	7572
	Bhadea	2022-23	All Season	8375	8375	9015	7540	-	-	9015
TurArhar	-	2022-23	Rabi	4800	4800	6275	-	4800	4800	6275
Turmeric	-	2022-23	Rabi	9485	-	6480	12025	-	9485	9598
Wheat	-	2022-23	Rabi	2118	1619	2083	2100	1800	1953	2086

**Table 4.5 Crop-wise District-wise Farm Harvest Prices of Principal Crops in India - Chandigarh (Rs./Quintal)**

<b>Crop Name</b>	<b>Variety</b>	<b>Year</b>	<b>Season</b>	<b>Chandigarh</b>	<b>State Wtd Average</b>
Maize	-	2022-23	All Season	2605	2605
Paddy	-	2022-23	All Season	2060	2060
Potato	-	2022-23	All Season	1600	1600
Wheat	-	2022-23	All Season	2015	2015

**Table 4.6 Crop-wise District-wise Farm Harvest Prices of Principal Crops in India - Chhattisgarh (Rs./Quintal)**

Crop Name	Variety	Year	Season	Balod	Baloda Bazar	Balrampur	Bastar	Bemethra	Bijapur	Bilaspur	Dantewada	
Barley	-	2022-23	All Season	-	-	1786	-	-	-	-	-	
Chilli	Dry	2022-23	All Season	11446	18278	11983	16562	15461	28000	18128	22695	
Ginger	Fresh	2022-23	All Season	7990	16612	8684	6981	7990	6000	7272	6526	
Gram	-	2022-23	Rabi	-	8333	7000	8000	4517	-	6042	-	
GroundNut	-	2022-23	All Season	-	8228	7114	7611	7933	-	8170	11889	
Jowar	-	2022-23	Rabi	-	-	3983	-	-	-	-	-	
			Kharif	-	-	3976	-	-	-	-	-	
Maize	-	2022-23	Kharif	-	2250	1800	1860	2733	1800	2750	2800	
Nigerseed	-	2022-23	All Season	-	-	11545	7000	-	-	-	-	
Paddy	Coarse	2022-23	Kharif	-	1400	1538	1591	1697	1800	1549	1815	
	Fine	2022-23	Kharif	-	2000	-	2701	3198	-	-	3200	
	Medium	2022-23	Kharif	-	1600	1642	1892	-	2500	1893	2700	
Potato	-	2022-23	Winter	-	2333	2000	2786	-	-	1479	-	
			Summer	2620	2960	2500	2440	2131	2833	2673	2667	
		2022-23	Hills	Winter	-	2333	2000	-	-	-	1979	-
			Summer	-	2750	2000	2000	-	-	1969	-	
Ragi	-	2022-23	All Season	-	-	2100	4150	-	-	-		
Rape/Mustard	-	2022-23	Rabi	-	-	6273	8667	-	-	-	-	
Rice	Coarse	2022-23	Kharif	-	2250	3154	2322	2691	1800	1911	1815	
	Fine	2022-23	Kharif	-	4500	4470	4738	4734	-	-	3200	
	Medium	2022-23	Kharif	-	3000	3500	2740	-	2500	3642	2700	
Sannhemp	-	2022-23	All Season	-	-	4324	-	-	-	-	-	
Sesamum	-	2022-23	Kharif	-	14778	8000	10000	-	-	13000	-	
			Rabi	-	-	13636	9000	9000	-	-	-	
Soyabean	-	2022-23	All Season	-	6772	4304	-	6352	-	2250	-	
SugarRaw	-	2022-23	All Season	-	4889	5000	4981	4443	7000	4274	6000	
Tobacco	-	2022-23	All Season	-	-	37947	27778	19429	-	-	-	
TurArhar	Delay	2022-23	All Season	-	7778	9500	12000	7480	-	7000	-	
	Early	2022-23	All Season	-	7556	10300	10400	-	-	5500	-	
Turmeric	-	2022-23	All Season	-	9778	10933	12400	11706	-	11667	-	
Wheat	-	2022-23	Rabi	-	2833	2467	4667	1992	-	2225	-	



**Table 4.6 Crop-wise District-wise Farm Harvest Prices of Principal Crops in India - Chhattisgarh (Rs./Quintal)**

Crop Name	Variety	Year	Season	Dhamtari	Durg	Janjgir-champa	Jashpur	Kanker	Kawardham	Korba	Koriya
Barley	-	2022-23	All Season	-	-	-	-	-	-	-	3000
Chilli	Dry	2022-23	All Season	-	17539	18150	16650	10125	20000	-	17389
Ginger	Fresh	2022-23	All Season	-	-	-	8000	7686	-	-	5433
Gram	-	2022-23	Rabi	5948	-	6262	6675	-	4425	-	7000
GroundNut	-	2022-23	All Season	-	8500	-	-	-	12000	-	-
Jowar	-	2022-23	Rabi	-	-	-	-	-	-	-	-
			Kharif	-	-	-	-	-	-	-	4000
Maize	-	2022-23	Kharif	-	-	-	2000	-	-	2000	1800
Nigerseed	-	2022-23	All Season	-	-	-	-	-	-	-	8000
Paddy	Coarse	2022-23	Kharif	2482	-	1524	1800	3200	1645	1800	1500
	Fine	2022-23	Kharif	3198	-	-	-	3200	2099	3110	3500
	Medium	2022-23	Kharif	2702	-	875	-	-	1833	2500	2500
Potato	-	2022-23	Winter	-	-	-	2000	-	-	-	1600
			Summer	-	2175	-	2075	2750	-	-	2441
	Hills	2022-23	Winter	-	-	-	2000	-	-	-	1500
			Summer	-	-	-	2000	-	-	-	1500
Ragi	-	2022-23	All Season	-	-	-	-	5000	-	-	
Rape/Mustard	-	2022-23	Rabi	-	-	8311	5000	-	-	-	9500
Rice	Coarse	2022-23	Kharif	2482	3238	3150	1800	3200	2005	2300	1800
	Fine	2022-23	Kharif	-	4945	-	-	5893	4898	5870	5357
	Medium	2022-23	Kharif	2720	4030	1636	-	-	2288	4050	3000
Sannhemp	-	2022-23	All Season	-	-	-	-	-	-	-	-
Sesamum	-	2022-23	Kharif	10108	-	8704	-	13800	-	-	10500
			Rabi	-	-	8485	-	13800	-	7880	-
Soyabean	-	2022-23	All Season	-	-	-	-	4000	-	-	-
SugarRaw	-	2022-23	All Season	-	-	4417	5000	5000	4402	-	4000
Tobacco	-	2022-23	All Season	-	21067	-	-	12000	-	-	18000
TurArhar	Delay	2022-23	All Season	-	-	10920	11600	-	7943	-	6000
	Early	2022-23	All Season	-	-	10691	11700	-	6890	11120	7000
Turmeric	-	2022-23	All Season	-	-	13801	11850	12000	-	-	8074
Wheat	-	2022-23	Rabi	3316	-	3102	2390	-	2053	-	2200

**Table 4.6 Crop-wise District-wise Farm Harvest Prices of Principal Crops in India - Chhattisgarh (Rs./Quintal)**

Crop Name	Variety	Year	Season	Mahasamund	Mugeli	Narayanpur	Raigarh	Raipur	Rajnandgaon	Sukma
Barley	-	2022-23	All Season	-	-	-	-	-	-	-
Chilli	Dry	2022-23	All Season	12571	-	12000	12584	-	25394	15000
Ginger	Fresh	2022-23	All Season	5500	-	4667	6041	-	7940	11529
Gram	-	2022-23	Rabi	7125	-	8000	7229	5435	4000	-
GroundNut	-	2022-23	All Season	6091	8000	-	6022	7621	12491	-
Jowar	-	2022-23	Rabi	-	-	-	-	-	-	-
			Kharif	-	-	-	-	-	-	-
Maize	-	2022-23	Kharif	2800	-	2100	2479	-	-	-
Nigerseed	-	2022-23	All Season	-	-	-	-	-	-	-
Paddy	Coarse	2022-23	Kharif	2000	2000	1317	-	1820	1558	-
	Fine	2022-23	Kharif	2742	-	1357	-	2223	1904	-
	Medium	2022-23	Kharif	2073	2000	1317	-	2129	1561	-
Potato	-	2022-23	Winter	1717	-	2000	-	-	2000	-
			Summer	1656	-	2614	2296	-	2394	2722
	Hills	2022-23	Winter	1800	-	2000	2000	-	2000	-
			Summer	1800	-	2000	2286	-	-	-
Ragi	-	2022-23	All Season	-	-	5000	-	-	6357	-
Rape/Mustard	-	2022-23	Rabi	11033	-	-	-	-	-	-
Rice	Coarse	2022-23	Kharif	3500	2000	1317	3143	2494	2514	-
	Fine	2022-23	Kharif	6000	-	-	5238	3840	5072	-
	Medium	2022-23	Kharif	3909	2000	1317	3891	3542	2834	-
Sannhemp	-	2022-23	All Season	-	-	-	-	-	-	-
Sesamum	-	2022-23	Kharif	18000	-	-	12167	16000	8000	-
			Rabi	18667	-	-	-	13000	-	-
Soyabean	-	2022-23	All Season	-	-	-	-	-	5183	-
SugarRaw	-	2022-23	All Season	4429	4000	6000	4711	-	4279	-
Tobacco	-	2022-23	All Season	22750	-	-	-	-	17500	-
TurArhar	Delay	2022-23	All Season	6500	-	-	6286	-	-	-
	Early	2022-23	All Season	8000	-	-	6303	6516	8821	-
Turmeric	-	2022-23	All Season	12700	-	-	10911	-	10694	-
Wheat	-	2022-23	Rabi	3000	-	3200	2729	2437	-	-

**Table 4.6 Crop-wise District-wise Farm Harvest Prices of Principal Crops in India - Chhattisgarh (Rs./Quintal)**

Crop Name	Variety	Year	Season	Surguja	State Wtd Average	
Barley	-	2022-23	All Season	-	2315	
Chilli	Dry	2022-23	All Season	-	15998	
Ginger	Fresh	2022-23	All Season	-	7425	
Gram	-	2022-23	Rabi	-	6239	
GroundNut	-	2022-23	All Season	-	8116	
Jowar	-	2022-23	Rabi	-	3983	
			Kharif	-	3988	
Maize	-	2022-23	Kharif	1500	2121	
Nigerseed	-	2022-23	All Season	-	7722	
Paddy	Coarse	2022-23	Kharif	-	1826	
	Fine	2022-23	Kharif	-	2561	
	Medium	2022-23	Kharif	-	1909	
Potato	-	2022-23	Winter	-	1962	
			Summer	-	2434	
		Hills	2022-23	Winter	-	2010
				Summer	-	2028
Ragi	-	2022-23	All Season	-	4249	
Rape/Mustard	-	2022-23	Rabi	-	7428	
Rice	Coarse	2022-23	Kharif	-	2420	
	Fine	2022-23	Kharif	-	4441	
	Medium	2022-23	Kharif	-	2837	
Sannhemp	-	2022-23	All Season	-	4324	
Sesamum	-	2022-23	Kharif	-	11525	
			Rabi	-	10889	
Soyabean	-	2022-23	All Season	-	4530	
SugarRaw	-	2022-23	All Season	-	4787	
Tobacco	-	2022-23	All Season	-	19692	
TurArhar	Delay	2022-23	All Season	-	8199	
	Early	2022-23	All Season	-	8333	
Turmeric	-	2022-23	All Season	-	11282	
Wheat	-	2022-23	Rabi	-	2695	

**Table 4.7 Crop-wise District-wise Farm Harvest Prices of Principal Crops in India - Dadra Nagar Haveli (Rs./Quintal)**

<b>Crop Name</b>	<b>Variety</b>	<b>Year</b>	<b>Season</b>	<b>Dadra &amp; Nagar Haveli</b>	<b>State Wtd Average</b>
Paddy	-	2022-23	All Season	4100	4100
Ragi	-	2022-23	All Season	2450	2450

**Table 4.8 Crop-wise District-wise Farm Harvest Prices of Principal Crops in India - Delhi (Rs./Quintal)**

<b>Crop Name</b>	<b>Variety</b>	<b>Year</b>	<b>Season</b>	<b>Delhi</b>	<b>State Wtd Average</b>
Bajra	-	2022-23	Kharif	1800	1800
Barley	-	2022-23	Rabi	2000	2000
Gram	-	2022-23	Rabi	5200	5200
Jowar	-	2022-23	Kharif	2500	2500
Maize	-	2022-23	Kharif	1800	1800
Paddy	-	2022-23	All Season	3200	3200
Rape/Mustard	-	2022-23	All Season	5100	5100
Wheat	-	2022-23	Rabi	2150	2150

**Table 4.9 Crop-wise District-wise Farm Harvest Prices of Principal Crops in India - Goa (Rs./Quintal)**

Crop Name	Variety	Year	Season	Goa	State Wtd Average
Arecanut	-	2022-23	All Season	35600	35600
Banana	-	2022-23	All Season	450*	450*
Cashewnut	-	2022-23	All Season	12700	12700
Coconut	-	2022-23	All Season	17000**	17000**
Paddy	-	2022-23	All Season	1400	1400

**Table 4.10 Crop-wise District-wise Farm Harvest Prices of Principal Crops in India - Gujarat (Rs./Quintal)**

Crop Name	Variety	Year	Season	Ahmedabad	Amreli	Anand	Aravalli	Banaskanth	Bharuch	Bhavnagar	Botad
Bajra	-	2022-23	Kharif	-	2584	-	1823	2204	-	1828	-
			Summer	-	-	2447	-	2168	-	2112	-
Castorseed	-	2022-23	All Season	-	6162	6630	6608	6869	-	-	5426
Cotton	Desi	2022-23	All Season	-	-	-	-	-	-	-	-
	Hybrid	2022-23	All Season	-	8088	-	6796	8234	7100	8144	8320
Gram	-	2022-23	All Season	-	-	4497	4481	-	-	4838	-
GroundNut	-	2022-23	Kharif	-	5947	-	5489	-	-	7761	-
			Summer	-	6405	-	-	5781	-	5991	-
Jowar	-	2022-23	All Season	-	-	-	2127	3787	2550	-	-
Maize	-	2022-23	All Season	-	-	-	2112	2212	-	-	-
Paddy	-	2022-23	All Season	2230	-	2200	1335	-	1744	-	-
Potato	-	2022-23	All Season	-	-	-	-	-	-	-	-
Ragi	-	2022-23	All Season	-	-	-	-	-	-	-	-
Rape/Mustard	-	2022-23	All Season	-	-	4750	4779	5749	-	-	-
Sesamum	-	2022-23	All Season	-	11530	-	8527	11585	-	12806	11575
Soyabean	-	2022-23	All Season	-	-	-	5320	-	-	-	-
Tobacco	-	2022-23	All Season	-	-	-	-	-	-	-	-
TurArhar	-	2022-23	All Season	-	5749	-	-	-	8250	-	-
Wheat	-	2022-23	All Season	2510	2524	2275	2290	2343	3008	2564	2457

**Table 4.10 Crop-wise District-wise Farm Harvest Prices of Principal Crops in India - Gujarat (Rs./Quintal)**

Crop Name	Variety	Year	Season	Chhota Udepur	Dahod	Devbhoomi Dwarka	Gandhinagar	Gir Somnath	Jamnagar	Junagadh	Kachchh
Bajra	-	2022-23	Kharif	-	-	-	2131	2539	-	-	2049
			Summer	-	-	-	-	2223	-	-	2049
Castorseed	-	2022-23	All Season	6397	-	-	7090	5380	6116	6012	6988
Cotton	Desi	2022-23	All Season	-	-	-	-	-	-	-	-
	Hybrid	2022-23	All Season	8129	-	8029	9105	6875	8770	6993	8757
Gram	-	2022-23	All Season	-	4648	3987	-	-	4374	4440	-
GroundNut	-	2022-23	Kharif	5650	-	5407	6250	6183	5945	6313	6330
			Summer	-	-	6750	-	6828	3638	6313	6322
Jowar	-	2022-23	All Season	-	-	-	3848	-	-	3500	3393
Maize	-	2022-23	All Season	2092	2296	-	-	-	-	-	-
Paddy	-	2022-23	All Season	1500	1687	-	1809	-	-	-	-
Potato	-	2022-23	All Season	-	-	-	-	-	-	-	-
Ragi	-	2022-23	All Season	-	-	-	-	-	-	-	-
Rape/Mustard	-	2022-23	All Season	-	-	-	5705	-	-	-	5499
Sesamum	-	2022-23	All Season	-	-	11244	10997	13188	11590	-	11809
Soyabean	-	2022-23	All Season	-	-	-	-	5075	-	-	-
Tobacco	-	2022-23	All Season	-	-	-	-	-	-	-	-
TurArhar	-	2022-23	All Season	6932	5840	-	-	-	-	-	-
Wheat	-	2022-23	All Season	2050	2341	2126	2393	2601	2296	2222	2334



**Table 4.10 Crop-wise District-wise Farm Harvest Prices of Principal Crops in India - Gujarat (Rs./Quintal)**

Crop Name	Variety	Year	Season	Kheda	Mahesana	Mahisagar	Morbi	Narmada	Panch Mahals	Patan	Porbandar
Bajra	-	2022-23	Kharif	2150	-	2259	1842	-	1843	2186	-
			Summer	2102	-	1962	-	2350	-	-	-
Castorseed	-	2022-23	All Season	6937	-	6651	6418	-	5488	6848	4750
Cotton	Desi	2022-23	All Season	-	-	-	-	-	-	-	-
	Hybrid	2022-23	All Season	7788	-	7500	8396	6920	-	8567	7250
Gram	-	2022-23	All Season	4377	-	4409	4226	5153	4440	5132	4977
GroundNut	-	2022-23	Kharif	-	-	-	5966	-	-	5397	6008
			Summer	6403	-	-	-	4067	-	-	7200
Jowar	-	2022-23	All Season	3150	-	-	-	3327	-	3300	5875
Maize	-	2022-23	All Season	2185	-	2038	-	2008	2127	-	-
Paddy	-	2022-23	All Season	1889	1800	1471	-	1960	1568	-	-
Potato	-	2022-23	All Season	-	-	-	-	-	905	-	-
Ragi	-	2022-23	All Season	-	-	-	-	-	-	-	-
Rape/Mustard	-	2022-23	All Season	5527	-	-	-	-	-	5859	-
Sesamum	-	2022-23	All Season	10329	-	-	11960	-	-	11726	-
Soyabean	-	2022-23	All Season	-	-	-	-	-	-	-	-
Tobacco	-	2022-23	All Season	7550	-	-	-	-	-	-	-
TurArhar	-	2022-23	All Season	4966	-	6098	-	6233	6214	-	-
Wheat	-	2022-23	All Season	2302	2451	2299	2432	2110	2177	2646	2293

**Table 4.10 Crop-wise District-wise Farm Harvest Prices of Principal Crops in India - Gujarat (Rs./Quintal)**

Crop Name	Variety	Year	Season	Rajkot	Sabar Kantha	Surat	Surendra nagar	Tapi	The Dangs	Vadodara
Bajra	-	2022-23	Kharif	2083	1026	-	1494	-	-	-
			Summer	-	-	-	-	-	-	-
Castorseed	-	2022-23	All Season	6759	4388	6848	6179	-	-	-
Cotton	Desi	2022-23	All Season	-	2859	-	2017	-	-	-
	Hybrid	2022-23	All Season	9241	-	-	7225	8175	-	-
Gram	-	2022-23	All Season	4547	-	-	-	4614	4092	-
GroundNut	-	2022-23	Kharif	6107	5206	5590	4599	5574	6033	-
			Summer	6155	-	5590	-	-	-	-
Jowar	-	2022-23	All Season	-	-	2008	-	2318	-	-
Maize	-	2022-23	All Season	-	1529	-	-	1957	-	-
Paddy	-	2022-23	All Season	-	1701	1727	-	1670	1574	1700
Potato	-	2022-23	All Season	-	-	-	-	-	-	-
Ragi	-	2022-23	All Season	-	-	-	-	-	2100	-
Rape/Mustard	-	2022-23	All Season	-	-	-	-	-	-	-
Sesamum	-	2022-23	All Season	12885	6950	-	14714	7228	-	-
Soyabean	-	2022-23	All Season	-	-	-	-	5197	-	-
Tobacco	-	2022-23	All Season	-	-	-	-	-	-	-
TurArhar	-	2022-23	All Season	-	2807	5594	-	5381	-	-
Wheat	-	2022-23	All Season	2485	2466	2050	2837	2073	-	-

**Table 4.10 Crop-wise District-wise Farm Harvest Prices of Principal Crops in India - Gujarat (Rs./Quintal)**

Crop Name	Variety	Year	Season	Valsad	State Wtd Average
Bajra	-	2022-23	Kharif	-	2003
			Summer	-	2177
Castorseed	-	2022-23	All Season	-	6205
Cotton	Desi	2022-23	All Season	-	2438
	Hybrid	2022-23	All Season	-	7927
Gram	-	2022-23	All Season	-	4372
GroundNut	-	2022-23	Kharif	-	5882
			Summer	-	5957
Jowar	-	2022-23	All Season	2633	3030
Maize	-	2022-23	All Season	-	2056
Paddy	-	2022-23	All Season	1758	1740
Potato	-	2022-23	All Season	-	905
Ragi	-	2022-23	All Season	3000	2550
Rape/Mustard	-	2022-23	All Season	-	4956
Sesamum	-	2022-23	All Season	-	11214
Soyabean	-	2022-23	All Season	-	4349
Tobacco	-	2022-23	All Season	-	7550
TurArhar	-	2022-23	All Season	7083	5929
Wheat	-	2022-23	All Season	-	2378

**Table 4.11 Crop-wise District-wise Farm Harvest Prices of Principal Crops in India - Haryana (Rs./Quintal)**

Crop Name	Variety	Year	Season	Ambala	Bhiwani	C Dadri	Faridabad	Fatehabad	Gurgaon	Hisar	Jhajjar
Bajra	-	2022-23	Kharif	-	1897	2100	2100	2100	1703	2100	2100
Barley	-	2022-23	Rabi	1650	1700	1650	1800	1400	1710	2721	1900
Chilli	-	2022-23	All Season	6000	-	3000	-	3800	-	7200	3500
Cotton	American	2022-23	All Season	-	8483	8793	6594	8793	8793	8793	8793
	Desi	2022-23	All Season	-	-	-	-	8542	-	8542	-
Gram	-	2022-23	Rabi	5300	6000	5850	5000	5300	4200	5108	5500
GroundNut	-	2022-23	Kharif	-	4610	-	-	4610	-	4610	4610
Jowar	-	2022-23	All Season	1900	-	2250	2250	-	2250	3950	3000
Maize	-	2022-23	Kharif	2200	2200	-	2200	2200	2200	2200	2200
Potato	-	2022-23	All Season	935	-	-	1040	1317	-	-	-
Rice	-	2022-23	All Season	2400	3350	3350	2700	2800	2300	2200	1815
Sesamum	-	2022-23	Kharif	-	8600	-	8600	6500	8500	9000	11500
Sugarcane	-	2022-23	All Season	362	-	362	-	362	-	362	362
Wheat	-	2022-23	Rabi	2000	2125	2125	2125	2025	2000	2108	2200

**Table 4.11 Crop-wise District-wise Farm Harvest Prices of Principal Crops in India - Haryana (Rs./Quintal)**

Crop Name	Variety	Year	Season	Jind	Kaithal	Karnal	Kurukshetra	Mahendragarh	Mewat	Palwal	Panchkula
Bajra	-	2022-23	Kharif	1781	2100	2100	-	1849	2100	2100	2100
Barley	-	2022-23	Rabi	1750	1650	1650	1650	2000	2175	1500	1900
Chilli	-	2022-23	All Season	3700	4700	4700	5500	5200	3800	3000	6000
Cotton	American	2022-23	All Season	8463	8793	-	-	7979	8793	8793	-
	Desi	2022-23	All Season	-	-	-	-	-	-	-	-
Gram	-	2022-23	Rabi	5500	5500	5500	5500	5050	5500	-	5500
GroundNut	-	2022-23	Kharif	-	-	-	-	-	-	-	4610
Jowar	-	2022-23	All Season	3500	-	2250	-	2250	3600	2250	-
Maize	-	2022-23	Kharif	2200	2200	2200	2200	2200	2200	2200	2200
Potato	-	2022-23	All Season	1060	1141	925	818	-	-	-	1175
Rice	-	2022-23	All Season	3100	2900	2300	3300	3000	4500	3150	4200
Sesamum	-	2022-23	Kharif	-	8600	-	-	-	11000	8600	8800
Sugarcane	-	2022-23	All Season	362	362	362	362	-	362	362	362
Wheat	-	2022-23	Rabi	2050	2015	2015	2000	2160	2155	2000	2015

**Table 4.11 Crop-wise District-wise Farm Harvest Prices of Principal Crops in India - Haryana (Rs./Quintal)**

Crop Name	Variety	Year	Season	Panipat	Rewari	Rohtak	Sirsa	Sonipat	Yamunanagar	State Wtd Average
Bajra	-	2022-23	Kharif	2100	2100	2100	2100	2100	2100	2100
Barley	-	2022-23	Rabi	1650	3050	1635	1700	1735	1500	1822
Chilli	-	2022-23	All Season	3500	1800	-	-	3667	4000	4298
Cotton	American	2022-23	All Season	-	8793	8793	8562	8793	-	8793
	Desi	2022-23	All Season	-	-	-	8542	-	-	8542
Gram	-	2022-23	Rabi	6000	5200	8000	4800	5168	5000	5500
GroundNut	-	2022-23	Kharif	-	4610	-	4610	-	-	4610
Jowar	-	2022-23	All Season	-	-	2250	2250	2100	2000	2236
Maize	-	2022-23	Kharif	2200	2200	-	2200	2200	2200	2200
Potato	-	2022-23	All Season	1203	-	-	1540	1055	1110	1145
Rice	-	2022-23	All Season	3300	3600	3300	3200	2550	4000	2913
Sesamum	-	2022-23	Kharif	-	8800	8800	8800	8800	-	9138
Sugarcane	-	2022-23	All Season	362	-	362	-	362	362	362
Wheat	-	2022-23	Rabi	2025	2225	2125	2125	2043	2015	2173

**Table 4.12 Crop-wise District-wise Farm Harvest Prices of Principal Crops in India - Himachal Pradesh (Rs./Quintal)**

Crop Name	Variety	Year	Season	Bilaspur	Chamba	Hamirpur	Kangra	Kinnaur	Kullu	Lahaul & Spiti	Mandi
Bajra	-	2022-23	Kharif	2400	-	-	2885	-	-	-	-
Banana	-	2022-23	All Season	-	-	-	6600	-	-	-	-
Barley	-	2022-23	Rabi	2000	1862	2000	2837	2000	2000	5100	1996
Chilli	-	2022-23	All Season	9600	8000	10000	16390	-	9000	-	13568
Ginger	-	2022-23	All Season	5000	6000	5000	10485	-	-	-	10717
Gram	-	2022-23	All Season	5230	-	7000	7360	-	-	-	6755
Jowar	-	2022-23	Kharif	3000	-	-	3680	-	-	-	-
Linseed	-	2022-23	All Season	6000	-	9725	11046	-	-	-	6295
Maize	-	2022-23	All Season	2000	1871	2500	2300	2150	2000	3100	2033
Paddy	-	2022-23	All Season	2500	3343	3000	2432	-	1500	-	2467
Potato	-	2022-23	Rabi	1500	3000	1500	2053	2500	-	3100	2420
Ragi	-	2022-23	All Season	3800	-	-	-	-	-	-	-
Rape/Mustard	-	2022-23	All Season	5450	5450	9500	10038	-	5000	-	6611
Rice	-	2022-23	All Season	3000	-	-	3263	-	3000	-	-
Sesamum	-	2022-23	All Season	8000	8000	-	14158	-	-	-	8769
Soyabean	-	2022-23	All Season	-	7500	-	8761	-	5200	-	5555
Sugarcane	-	2022-23	All Season	-	-	-	360	-	-	-	-
Toria	-	2022-23	All Season	8000	5000	-	7722	-	-	-	-
TurArhar	-	2022-23	All Season	-	-	-	12000	-	-	-	-
Turmeric	-	2022-23	All Season	6000	-	8000	15975	-	-	-	7000
Wheat	-	2022-23	Rabi	2100	2071	2500	2354	2200	2100	2500	2161

**Table 4.12 Crop-wise District-wise Farm Harvest Prices of Principal Crops in India - Himachal Pradesh (Rs./Quintal)**

Crop Name	Variety	Year	Season	Shimla	Sirmaur	Solan	Una	State Wtd Average
Bajra	-	2022-23	Kharif	-	-	2383	-	2556
Banana	-	2022-23	All Season	-	-	-	-	6600
Barley	-	2022-23	Rabi	2050	2436	2031	-	2392
Chilli	-	2022-23	All Season	10000	11214	9115	10000	10689
Ginger	-	2022-23	All Season	5000	5579	4538	6100	6491
Gram	-	2022-23	All Season	5800	7421	6885	7500	6744
Jowar	-	2022-23	Kharif	-	-	-	-	3340
Linseed	-	2022-23	All Season	-	-	6000	-	7813
Maize	-	2022-23	All Season	2050	2329	2008	2195	2211
Paddy	-	2022-23	All Season	2400	2150	2608	2220	2462
Potato	-	2022-23	Rabi	1800	-	2015	1571	2146
Ragi	-	2022-23	All Season	-	3600	3620	-	3673
Rape/Mustard	-	2022-23	All Season	5600	-	5613	5422	6521
Rice	-	2022-23	All Season	-	-	3017	-	3070
Sesamum	-	2022-23	All Season	-	8665	8708	9000	9329
Soyabean	-	2022-23	All Season	-	5396	5829	-	6374
Sugarcane	-	2022-23	All Season	-	-	-	-	360
Toria	-	2022-23	All Season	-	-	5189	-	6478
TurArhar	-	2022-23	All Season	8000	6725	6667	-	8348
Turmeric	-	2022-23	All Season	7000	4000	7654	7000	7829
Wheat	-	2022-23	Rabi	2250	2329	2015	2150	2228



**Table 4.13 Crop-wise District-wise Farm Harvest Prices of Principal Crops in India - Jammu Kashmir (Rs./Quintal)**

Crop Name	Variety	Year	Season	Anantnag	Bandipor a	Baramulla	Budgam	Doda	Ganderba l	Jammu	Kathua
Bajra	-	2022-23	All Season	-	-	-	-	-	-	2350	2500
Barley	-	2022-23	All Season	-	-	-	-	2100	-	1735	2360
Chilli	-	2022-23	All Season	15500	-	25000	29150	-	-	9000	9500
Gram	-	2022-23	All Season	-	-	-	-	-	-	-	7400
Linseed	-	2022-23	All Season	-	-	-	-	-	-	-	6700
Maize	-	2022-23	All Season	2300	2500	2600	2750	2100	4300	1962	2150
Paddy	-	2022-23	All Season	1750	2500	2800	2450	4725	2300	-	2040
Potato	-	2022-23	All Season	2150	2600	2400	1763	2100	2600	2750	2600
Rape/Mustard	-	2022-23	All Season	7000	6000	8250	8100	12600	5500	5450	6200
Sesamum	-	2022-23	All Season	-	-	-	-	-	-	7830	-
Sugarcane	-	2022-23	All Season	-	-	-	-	-	-	375	-
Wheat	-	2022-23	All Season	-	-	-	3200	3150	-	2125	2125

**Table 4.13 Crop-wise District-wise Farm Harvest Prices of Principal Crops in India - Jammu Kashmir (Rs./Quintal)**

Crop Name	Variety	Year	Season	Kishtwar	Kulgam	Kupwara	Poonch	Pulwama	Rajauri	Rambon	Reasi
Bajra	-	2022-23	All Season	-	-	-	-	-	2200	-	-
Barley	-	2022-23	All Season	2100	-	-	-	-	-	2100	-
Chilli	-	2022-23	All Season	-	9532	20000	20000	28300	12000	-	-
Gram	-	2022-23	All Season	-	-	-	-	-	-	-	-
Linseed	-	2022-23	All Season	-	-	-	-	7000	-	-	-
Maize	-	2022-23	All Season	3000	2904	1500	2000	2850	1950	2200	1962
Paddy	-	2022-23	All Season	3000	2992	2200	4000	2100	2400	5000	2040
Potato	-	2022-23	All Season	3000	2177	2000	-	4000	2350	-	-
Rape/Mustard	-	2022-23	All Season	12500	6315	-	9000	7200	10500	4600	5050
Sesamum	-	2022-23	All Season	-	-	-	-	-	-	-	-
Sugarcane	-	2022-23	All Season	-	-	-	-	-	-	-	-
Wheat	-	2022-23	All Season	3500	-	-	2700	3200	2700	2500	2015

**Table 4.13 Crop-wise District-wise Farm Harvest Prices of Principal Crops in India - Jammu Kashmir (Rs./Quintal)**

Crop Name	Variety	Year	Season	Samba	Shopian	Srinagar	Udhampur	State Wtd Average
Bajra	-	2022-23	All Season	2350	-	-	1700	2301
Barley	-	2022-23	All Season	1735	-	-	1850	2049
Chilli	-	2022-23	All Season	-	-	17000	5500	18142
Gram	-	2022-23	All Season	-	-	-	-	7400
Linseed	-	2022-23	All Season	-	-	-	-	6970
Maize	-	2022-23	All Season	1962	2500	2600	1650	2065
Paddy	-	2022-23	All Season	2040	1500	3000	2150	2285
Potato	-	2022-23	All Season	-	3100	2250	1750	2411
Rape/Mustard	-	2022-23	All Season	5450	8500	9000	6250	7175
Sesamum	-	2022-23	All Season	-	-	-	-	7830
Sugarcane	-	2022-23	All Season	375	-	-	-	375
Wheat	-	2022-23	All Season	2125	-	-	2100	2265

**Table 4.14 Crop-wise District-wise Farm Harvest Prices of Principal Crops in India - Jharkhand (Rs./Quintal)**

Crop Name	Variety	Year	Season	Bokaro	Chatra	Deoghar	Dhanbad	Dumka	East Singhbhum	Garhwa	Giridih		
Bajra	-	2022-23	Kharif	-	-	-	-	-	-	-	2473		
Barley	-	2022-23	Rabi	-	2172	2117	-	-	-	-	1915		
Chilli	Green	2022-23	Rabi	9889	-	12500	3926	-	-	-	9438		
			Winter	-	-	-	-	-	-	-	-		
			Summer	-	-	-	-	-	-	-	-		
			Autumn	-	-	-	-	-	-	-	-		
Ginger	-	2022-23	Rabi	-	-	7711	-	-	-	11292			
Gram	-	2022-23	Rabi	6267	6586	5889	6256	5606	5394	4791	5959		
GroundNut	-	2022-23	Winter	-	3582	7889	-	-	-	-	4577		
			Summer	-	1526	1525	2429	2200	3700	1583	1396		
			Rabi	-	-	1778	-	2200	-	-	-		
Maize	Bhadea	2022-23	Autumn	-	1347	2345	2414	1461	2006	1142	1656		
Mesta	-	2022-23	Autumn	-	-	-	-	2133	-	-	-		
Paddy	-	2022-23	Summer	-	-	-	1980	-	2180	-	-		
			Aghani	2022-23	Winter	1456	1653	1739	1956	1517	1378	1414	1437
			Bhadea	2022-23	Autumn	-	-	-	-	1561	1506	1121	798
Potato	-	2022-23	Rabi	-	1334	-	1756	-	1622	-	935		
			Summer	-	-	-	-	-	-	-	-		
Potato	Aghani	2022-23	Winter	2089	4051	1527	2156	2200	1917	1489	1545		
Ragi	Bhadea	2022-23	Autumn	-	3130	5000	-	-	-	-	2139		
Rape/Mustard	-	2022-23	Rabi	-	8182	5334	-	5250	5528	-	6554		
Sesamum	-	2022-23	Winter	-	8611	13900	-	-	-	-	10347		
			Bhadea	2022-23	Autumn	-	-	16500	-	-	-	-	8000
SugarRaw	-	2022-23	Winter	-	4923	3118	-	-	-	-	-		
TurArhar	-	2022-23	Rabi	-	6120	6378	-	7006	8661	-	6235		
			Winter	-	-	-	-	-	8072	-	8838		
Turmeric	Dry	2022-23	Rabi	-	-	11231	-	-	-	-	-		
Wheat	-	2022-23	Rabi	2200	1764	2211	2755	2072	2350	2190	1958		

**Table 4.14 Crop-wise District-wise Farm Harvest Prices of Principal Crops in India - Jharkhand (Rs./Quintal)**

Crop Name	Variety	Year	Season	Godda	Gumla	Hazaribag h	Jamtara	Khunti	Koderma	Latehar	Lohardag a	
Bajra	-	2022-23	Kharif	-	-	-	-	-	-	-	-	
Barley	-	2022-23	Rabi	3333	-	-	-	-	-	-	-	
Chilli	Green	2022-23	Rabi	-	-	5603	7000	-	-	-	9000	
			Winter	-	5333	-	-	-	-	3011	-	
			Summer	-	-	-	-	-	-	-	-	
			Autumn	-	-	-	-	-	-	-	-	
Ginger	-	2022-23	Rabi	-	-	-	-	-	-	9800		
Gram	-	2022-23	Rabi	5700	5627	5279	8000	5854	5536	4876	6430	
GroundNut	-	2022-23	Winter	-	-	-	-	-	3956	3046	5040	
			Summer	2486	-	2233	-	-	2267	1617	2150	
Maize	-	2022-23	Rabi	-	-	1622	-	-	-	-	-	
			Bhadea	Autumn	-	2029	1363	1837	1356	1850	1226	1830
Mesta	-	2022-23	Autumn	-	-	-	-	-	-	-	-	
Paddy	-	2022-23	Summer	-	1736	-	-	-	-	1744	1800	
			Aghani	Winter	1739	1714	1619	1544	1555	1622	1637	1640
			Bhadea	Autumn	-	1850	-	2025	1467	-	1459	1700
Potato	-	2022-23	Rabi	1411	956	-	2900	1429	1481	1380	2120	
			Summer	-	-	-	-	1323	-	-	-	
			Aghani	Winter	2189	2389	1948	2778	1899	2150	2884	3350
Ragi	Bhadea	2022-23	Autumn	3000	2157	1928	-	1967	2556	1831	2050	
Rape/Mustard	-	2022-23	Rabi	5278	5456	5682	5555	5010	5555	4565	1600	
Sesamum	-	2022-23	Winter	-	-	-	-	-	-	10393	-	
			Bhadea	Autumn	-	-	-	-	-	-	10296	-
SugarRaw	-	2022-23	Winter	-	-	-	4222	-	-	-	4150	
TurArhar	-	2022-23	Rabi	7211	6344	8205	7000	7467	7192	5712	7000	
			Winter	-	-	-	-	-	-	-	-	
Turmeric	Dry	2022-23	Rabi	-	-	-	-	-	-	-	-	
Wheat	-	2022-23	Rabi	2356	2500	2203	1900	1921	2070	1897	2200	

**Table 4.14 Crop-wise District-wise Farm Harvest Prices of Principal Crops in India - Jharkhand (Rs./Quintal)**

Crop Name	Variety	Year	Season	Pakur	Palamu	Ramgarh	Ranchi	Sahibganj	Seraikela	Simdega	
Bajra	-	2022-23	Kharif	-	-	-	-	-	-	-	
Barley	-	2022-23	Rabi	-	-	-	-	2894	-	-	
Chilli	Green	2022-23	Rabi	-	-	3600	-	-	-	-	
			Winter	-	-	-	-	-	-	6233	
			Summer	-	-	3600	-	-	-	-	
			Autumn	-	-	2600	-	-	-	-	
Ginger	-	2022-23	Rabi	-	-	6600	-	-	-		
Gram	-	2022-23	Rabi	6057	4518	6000	6594	6027	5412	5756	
GroundNut	-	2022-23	Winter	-	-	6000	-	-	-	5767	
			Summer	1657	1301	1100	1809	-	3737	-	
Maize	-	2022-23	Rabi	-	-	-	-	1450	-	-	
			Bhadea	Autumn	1716	1728	1900	1939	1568	1128	1550
Mesta	-	2022-23	Autumn	-	-	-	-	-	-	-	
Paddy	-	2022-23	Summer	1689	-	-	1938	1492	-	1329	
			Aghani	Winter	1680	1640	2200	1669	1427	1667	1350
			Bhadea	Autumn	1725	-	-	1994	1481	1375	1450
Potato	-	2022-23	Rabi	-	1802	1200	1684	783	-	1600	
			Summer	-	-	-	-	-	-	-	
			Aghani	Winter	1305	2840	1900	1951	2125	2456	2475
Ragi	Bhadea	2022-23	Autumn	2721	-	3200	1454	-	-	1875	
Rape/Mustard	-	2022-23	Rabi	6256	5413	6300	3910	6550	5457	5911	
Sesamum	-	2022-23	Winter	-	-	-	-	-	-	6122	
			Bhadea	Autumn	-	11495	-	-	-	-	-
SugarRaw	-	2022-23	Winter	-	-	-	-	-	-	-	
TurArhar	-	2022-23	Rabi	5844	6809	8200	5150	8700	9351	4133	
			Winter	-	-	-	-	6195	-	-	
Turmeric	Dry	2022-23	Rabi	-	-	-	-	-	-	-	
Wheat	-	2022-23	Rabi	2066	1669	2300	2067	2094	2924	1983	

**Table 4.14 Crop-wise District-wise Farm Harvest Prices of Principal Crops in India - Jharkhand (Rs./Quintal)**

Crop Name	Variety	Year	Season	West Singhbhum	State Wtd Average		
Bajra	-	2022-23	Kharif	-	2473		
Barley	-	2022-23	Rabi	-	2486		
Chilli	Green	2022-23	Rabi	-	7620		
			Winter	-	4859		
			Summer	-	3600		
			Autumn	-	2600		
Ginger	-	2022-23	Rabi	-	8851		
Gram	-	2022-23	Rabi	5683	5840		
GroundNut	-	2022-23	Winter	-	4982		
			Summer	-	2042		
			Rabi	-	1763		
Maize	Bhadea	2022-23	Autumn	1353	1670		
Mesta	-	2022-23	Autumn	-	2133		
Paddy	-	2022-23	Summer	-	1765		
			Aghani	2022-23	Winter	1633	1620
			Bhadea	2022-23	Autumn	1287	1520
Potato	-	2022-23	Rabi	-	1525		
			Summer	-	1323		
Potato	Aghani	2022-23	Winter	2340	2248		
Ragi	Bhadea	2022-23	Autumn	-	2501		
Rape/Mustard	-	2022-23	Rabi	7289	5821		
Sesamum	-	2022-23	Winter	4600	7953		
			Bhadea	2022-23	Autumn	-	11573
SugarRaw	-	2022-23	Winter	-	4105		
TurArhar	-	2022-23	Rabi	6629	6921		
			Winter	-	6776		
Turmeric	Dry	2022-23	Rabi	-	11231		
Wheat	-	2022-23	Rabi	2167	2159		

**Table 4.15 Crop-wise District-wise Farm Harvest Prices of Principal Crops in India - Karnataka (Rs./Quintal)**

Crop Name	Variety	Year	Season	Bagalkote	Ballari	Bangalore Rural	Bangalore Urban	Belagavi	Bidar	Chamrajnagar	Chickaballapura
Arecanut	-	2022-23	Summer	-	-	-	-	-	-	-	-
Bajra	Local	2022-23	Kharif	2031	1848	-	-	2138	-	-	-
			Rabi	-	-	-	-	-	-	-	-
Cashewnut	-	2022-23	Summer	-	-	-	-	-	-	-	-
Castorseed	-	2022-23	Kharif	-	-	-	-	-	-	-	-
Chilli	Dry	2022-23	Kharif	-	38208	-	-	-	-	-	-
Coconut	-	2022-23	Summer	-	-	-	-	-	-	15173	-
Cotton	Desi	2022-23	Rabi	-	-	-	-	-	-	-	-
	Hybrid	2022-23	Kharif	-	8331	-	-	8446	-	-	-
			Rabi	-	-	-	-	-	-	-	-
Ginger	-	2022-23	Summer	-	-	-	-	-	-	-	
Gram	Bengalgram	2022-23	Rabi	4525	5037	-	-	4881	4488	3147	-
GroundNut	-	2022-23	Kharif	-	5556	-	-	6377	-	-	4333
			Rabi	5852	6836	-	-	6393	-	-	-
			Summer	-	-	-	-	-	-	-	-
Jowar	HYV	2022-23	Kharif	-	1831	-	-	1919	-	1546	-
			Summer	-	-	-	-	-	-	-	-
			Rabi	-	2373	2762	-	-	2770	-	-
	Local	2022-23	Rabi	-	-	-	-	-	-	-	-
			Kharif	-	-	-	-	-	2720	-	-
Summer	-	-	-	-	-	-	-	-	-		



**Table 4.15 Crop-wise District-wise Farm Harvest Prices of Principal Crops in India - Karnataka (Rs./Quintal)**

Crop Name	Variety	Year	Season	Chickmagalur	Chitradurga	D. Kannada	Davangere	Dharwad	Gadag	Hassan	Haveri	
Arecanut	-	2022-23	Summer	-	-	35621	47710	-	-	33419	42951	
Bajra	Local	2022-23	Kharif	-	-	-	-	-	-	-	-	
			Rabi	-	-	-	-	-	-	-	-	
			Kharif	-	-	-	-	-	-	-	-	-
Cashewnut	-	2022-23	Summer	-	-	8566	-	-	-	-		
Castorseed	-	2022-23	Kharif	-	-	-	-	-	-	-		
Chilli	Dry	2022-23	Kharif	-	-	-	-	-	-	-		
Coconut	-	2022-23	Summer	-	-	9784	9500	-	-	22360	-	
Cotton	Hybrid	2022-23	Desi	Rabi	-	-	-	-	8843	8950	-	-
			Kharif	-	8021	-	-	-	8919	10109	-	8816
			Rabi	-	-	-	-	-	8843	8950	-	-
Ginger	-	2022-23	Summer	-	-	-	-	-	-	1991	2899	
Gram	Bengalgram	2022-23	Rabi	4750	4514	-	-	4746	4822	-	4490	
GroundNut	-	2022-23	Kharif	-	5815	-	6286	6276	6396	-	5406	
			Rabi	-	6730	-	-	-	-	-	-	
			Summer	-	-	-	-	5737	7478	-	4449	
Jowar	Local	2022-23	HYV	Kharif	-	2844	-	-	-	-	-	
				Summer	-	-	-	-	-	-	-	
				Rabi	-	-	-	-	-	2342	-	2332
				Rabi	-	-	-	-	3498	-	-	-
				Kharif	-	-	-	-	-	-	-	-
Summer	-	-	-	-	-	-	-	-	-			

**Table 4.15 Crop-wise District-wise Farm Harvest Prices of Principal Crops in India - Karnataka (Rs./Quintal)**

Crop Name	Variety	Year	Season	Kalburagi	Kodagu	Kolar	Koppal	Mandya	Mysore	Raichur	Ramanagar
Arecanut	-	2022-23	Summer	-	54667	-	-	-	-	-	-
Bajra	Local	2022-23	Kharif	-	-	-	1936	-	-	-	-
			Rabi	-	-	-	2075	-	-	-	-
			Kharif	1706	-	-	1804	-	-	-	-
Cashewnut	-	2022-23	Summer	-	-	-	-	-	-	-	
Castorseed	-	2022-23	Kharif	-	-	-	8620	-	-	-	-
Chilli	Dry	2022-23	Kharif	-	-	-	-	-	-	-	-
Coconut	-	2022-23	Summer	-	-	-	-	-	17178	-	30053
Cotton	Hybrid	2022-23	Desi	-	-	-	-	-	-	-	-
			Rabi	-	-	-	-	-	-	-	-
			Kharif	-	-	-	8685	-	-	9066	-
Ginger	-	2022-23	Summer	-	2133	-	-	-	-	-	
Gram	Bengalgram	2022-23	Rabi	4954	-	-	4868	-	5294	-	-
GroundNut	-	2022-23	Kharif	7266	-	6262	5450	-	4345	-	-
			Rabi	-	-	-	-	-	-	-	-
			Summer	-	-	-	-	-	-	-	-
Jowar	Local	2022-23	HYV	-	-	-	-	-	-	-	-
			Summer	5156	-	-	-	-	-	-	-
			Rabi	-	-	-	2200	-	-	-	-
			Rabi	4125	-	-	-	-	-	-	-
			Kharif	2060	-	-	2284	-	-	-	-
Summer	-	-	-	2254	-	-	-	-			

**Table 4.15 Crop-wise District-wise Farm Harvest Prices of Principal Crops in India - Karnataka (Rs./Quintal)**

Crop Name	Variety	Year	Season	Shivamog a	Tumkur	U.kannad a	Udupi	Vijayapur a	Yadgir	State Wtd Average
Arecanut	-	2022-23	Summer	46656	42992	39027	44998	-	-	43285
Bajra	Local	2022-23	Kharif	-	-	-	-	1760	1634	1887
			Rabi	-	-	-	-	-	-	2075
			Kharif	-	-	-	-	-	-	-
Cashewnut	-	2022-23	Summer	-	-	-	11329	-	-	10327
Castorseed	-	2022-23	Kharif	-	-	-	-	-	-	8620
Chilli	Dry	2022-23	Kharif	-	-	-	-	-	-	38187
Coconut	-	2022-23	Summer	20000	13314	16897	12054	-	-	16663
Cotton	Desi	2022-23	Rabi	-	-	-	-	-	-	8902
	Hybrid	2022-23	Kharif	-	-	-	-	8673	7511	8455
			Rabi	-	-	-	-	-	-	8897
Ginger	-	2022-23	Summer	2538	-	-	-	-	-	2291
Gram	Bengalgram	2022-23	Rabi	-	-	-	-	-	-	4737
GroundNut	-	2022-23	Kharif	-	6282	-	-	-	-	5958
			Rabi	-	-	-	-	-	6890	6486
			Summer	-	-	-	-	6475	-	6694
Jowar	HYV	2022-23	Kharif	-	-	-	-	-	-	1743
			Summer	-	-	-	-	-	-	5156
			Rabi	-	-	-	-	2744	-	2503
	Local	2022-23	Rabi	-	-	-	-	3391	4740	3725
			Kharif	-	-	-	-	-	-	2293
Summer	-	-	-	-	-	-	-	2254		

**Table 4.15 Crop-wise District-wise Farm Harvest Prices of Principal Crops in India - Karnataka (Rs./Quintal)**

Crop Name	Variety	Year	Season	Bagalkote	Ballari	Bangalore Rural	Bangalore Urban	Belagavi	Bidar	Chamrajnagar	Chickaballapura
Maize	HB	2022-23	Rabi	2056	-	-	-	2047	-	2328	-
			Kharif	2083	1820	1975	-	2068	-	2331	2380
			Summer	2100	2135	-	-	-	-	2614	-
Paddy	-	2022-23	Summer	-	1775	-	-	-	-	2787	-
			Rabi	-	-	-	-	-	-	-	-
			Kharif	-	1992	-	-	2625	-	2692	-
	Local	2022-23	Kharif	-	-	-	-	2433	-	-	-
Pepper	-	2022-23	Summer	-	-	-	-	-	-	-	-
Potato	-	2022-23	Kharif	-	-	-	-	-	-	-	-
Ragi	HYV	2022-23	Kharif	-	2196	1995	2875	-	-	1790	2218
			Rabi	-	-	-	-	-	-	-	-
			Summer	-	-	-	-	-	-	-	-
	Local	2022-23	Kharif	-	-	-	-	-	-	-	-
Sesamum	-	2022-23	Kharif	-	-	-	-	-	-	-	-
Soyabean	-	2022-23	Kharif	-	-	-	-	5162	5166	-	-
Sugarcane	-	2022-23	Summer	-	-	-	-	-	-	-	-
Sunflower	-	2022-23	Kharif	5104	6309	-	-	-	-	5381	-
			Rabi	-	-	-	-	5200	-	-	-
Tobacco	-	2022-23	Summer	-	-	-	-	-	-	-	-
TurArhar	-	2022-23	Kharif	6620	5888	-	-	-	6746	-	-
Wheat	-	2022-23	Rabi	2541	3046	-	-	-	2050	-	-

**Table 4.15 Crop-wise District-wise Farm Harvest Prices of Principal Crops in India - Karnataka (Rs./Quintal)**

Crop Name	Variety	Year	Season	Chickmagalur	Chitradurga	D. Kannada	Davangere	Dharwad	Gadag	Hassan	Haveri
Maize	HB	2022-23	Rabi	-	2106	-	1996	2003	2246	2054	2045
			Kharif	1990	2125	-	2130	1976	1954	2154	2317
			Summer	-	1905	-	-	1868	-	-	1961
Paddy	-	2022-23	Summer	-	-	-	1990	-	2436	-	1990
			Rabi	-	-	-	-	-	-	-	-
			Kharif	2076	-	1800	2270	-	-	1765	1847
	Local	2022-23	Kharif	-	-	-	-	-	-	-	
Pepper	-	2022-23	Summer	-	-	38716	-	-	-	-	
Potato	-	2022-23	Kharif	1975	-	-	-	-	-	2021	-
Ragi	HYV	2022-23	Kharif	3031	2218	-	2377	-	-	2110	-
			Rabi	-	2232	-	2417	-	-	2416	-
			Summer	-	-	-	-	-	-	-	-
	Local	2022-23	Kharif	-	-	-	-	-	-	-	
Sesamum	-	2022-23	Kharif	10581	-	-	-	-	-	10687	-
Soyabean	-	2022-23	Kharif	-	-	-	-	5383	-	-	5276
Sugarcane	-	2022-23	Summer	-	-	-	-	-	-	2656	2915
Sunflower	-	2022-23	Kharif	6487	5905	-	5132	-	-	-	-
			Rabi	-	-	-	-	-	-	-	4753
Tobacco	-	2022-23	Summer	-	-	-	-	-	-	19375	-
TurArhar	-	2022-23	Kharif	-	5622	-	-	-	-	-	-
Wheat	-	2022-23	Rabi	-	-	-	-	3000	3195	-	-

**Table 4.15 Crop-wise District-wise Farm Harvest Prices of Principal Crops in India - Karnataka (Rs./Quintal)**

Crop Name	Variety	Year	Season	Kalburagi	Kodagu	Kolar	Koppal	Mandya	Mysore	Raichur	Ramanagar
Maize	HB	2022-23	Rabi	2664	-	-	2148	-	-	-	-
			Kharif	1989	-	-	2044	2036	1709	-	-
			Summer	2510	-	-	2240	-	-	-	-
Paddy	-	2022-23	Summer	1990	-	-	-	2061	-	1779	-
			Rabi	-	-	-	-	-	-	-	-
	Local	2022-23	Kharif	-	-	-	-	-	-	-	-
Pepper	-	2022-23	Summer	-	-	-	-	-	-	-	-
Potato	-	2022-23	Kharif	1766	-	-	-	-	-	-	-
Ragi	HYV	2022-23	Kharif	-	-	2912	-	3215	2236	-	2471
			Rabi	-	-	-	-	2816	-	-	-
			Summer	-	-	-	-	2943	-	-	-
Local	2022-23	Kharif	-	-	-	-	-	-	-	-	
Sesamum	-	2022-23	Kharif	10069	-	-	10842	9328	-	-	-
Soyabean	-	2022-23	Kharif	6035	-	-	-	-	-	-	-
Sugarcane	-	2022-23	Summer	-	-	-	-	-	-	-	-
Sunflower	-	2022-23	Kharif	4878	-	-	5889	-	-	-	-
			Rabi	4532	-	-	5300	-	-	-	-
Tobacco	-	2022-23	Summer	-	-	-	-	-	-	-	-
TurArhar	-	2022-23	Kharif	7718	-	-	5300	-	-	5634	-
Wheat	-	2022-23	Rabi	3828	-	-	-	-	-	-	-

**Table 4.15 Crop-wise District-wise Farm Harvest Prices of Principal Crops in India - Karnataka (Rs./Quintal)**

Crop Name	Variety	Year	Season	Shivamog a	Tumkur	U.kannad a	Udupi	Vijayapur a	Yadgir	State Wtd Average
Maize	HB	2022-23	Rabi	2150	-	2120	-	2151	-	2088
			Kharif	-	2258	1976	-	2013	-	2041
			Summer	-	-	-	-	-	-	1807
Paddy	-	2022-23	Summer	1941	-	-	-	-	2756	2044
			Rabi	-	-	-	2232	-	-	2092
			Kharif	1881	-	1656	2194	-	1830	2067
Paddy	Local	2022-23	Kharif	-	1850	1636	-	-	-	2161
Pepper	-	2022-23	Summer	-	-	-	-	-	-	38716
Potato	-	2022-23	Kharif	-	-	-	-	-	-	2002
Ragi	HYV	2022-23	Kharif	-	-	-	-	-	-	2430
			Rabi	-	-	-	-	-	-	2331
			Summer	-	-	-	-	-	-	2943
Paddy	Local	2022-23	Kharif	-	2242	-	-	-	2242	
Sesamum	-	2022-23	Kharif	-	-	-	-	-	-	10188
Soyabean	-	2022-23	Kharif	-	-	-	-	-	-	5284
Sugarcane	-	2022-23	Summer	-	-	3448	-	-	-	3080
Sunflower	-	2022-23	Kharif	-	-	-	-	6016	-	5650
			Rabi	-	-	-	-	-	-	4914
Tobacco	-	2022-23	Summer	-	-	-	-	-	-	19375
TurArhar	-	2022-23	Kharif	-	-	-	-	7046	6224	6904
Wheat	-	2022-23	Rabi	-	-	-	-	2719	-	2844

**Table 4.16 Crop-wise District-wise Farm Harvest Prices of Principal Crops in India - Kerala (Rs./Quintal)**

Crop Name	Variety	Year	Season	Alappuzha	Ernakulam	Idukki	Kannur	Kasargod	Kollam	Kottayam	Kozhikode
Arecanut	-	2022-23	All Season	316*	213*	154*	256*	266*	273*	300*	238*
Banana	-	2022-23	All Season	5571	4416	4028	4624	3923	5610	4830	4287
Cashewnut	-	2022-23	All Season	8534	9000	8536	9686	9472	8692	8772	8887
Coconut	-	2022-23	All Season	1668*	1610*	1838*	1041*	902*	1989*	1455*	966*
Ginger	Dry	2022-23	All Season	16609	16609	15615	16609	16000	16609	16609	16609
Paddy	-	2022-23	All Season	2820	2737	2214	2332	2127	2214	2820	2812
Pepper	-	2022-23	All Season	57318	47345	48439	46496	45693	55750	48062	47083
Tapioca	-	2022-23	All Season	3056	2574	2910	3123	2415	2886	2930	3149
Turmeric	-	2022-23	All Season	3000	1860	1777	1979	1979	1850	1563	2717



**Table 4.16 Crop-wise District-wise Farm Harvest Prices of Principal Crops in India - Kerala (Rs./Quintal)**

Crop Name	Variety	Year	Season	Malappuram	Palakkad	Pathanamthitta	Thiruvananthapuram	Trichur	Wayanad	State Wtd Average
Arecanut	-	2022-23	All Season	213*	229*	344*	233*	235*	268*	250*
Banana	-	2022-23	All Season	3607	3693	4928	4699	4287	2887	3995
Cashewnut	-	2022-23	All Season	9213	6200	9153	8534	7742	7063	9404
Coconut	-	2022-23	All Season	874*	1127*	1758*	1520*	1348*	1373*	1178*
Ginger	Dry	2022-23	All Season	16609	16000	22438	16609	16609	12992	15565
Paddy	-	2022-23	All Season	1925	2800	2804	2929	2832	2056	2719
Pepper	-	2022-23	All Season	47343	47429	44667	43167	47170	47983	48072
Tapioca	-	2022-23	All Season	2352	2406	3315	2921	2551	2915	2863
Turmeric	-	2022-23	All Season	1979	1419	1756	2259	2246	1320	1871

**Table 4.17 Crop-wise District-wise Farm Harvest Prices of Principal Crops in India - Madhya Pradesh (Rs./Quintal)**

Crop Name	Variety	Year	Season	Alirajpur	Anuppur	Ashoknagar	Balaghat	Barwani	Bhind	Bhopal	Burhanpur
Bajra	-	2022-23	Kharif	1500	-	-	-	2274	1792	-	-
Barley	-	2022-23	Rabi	-	-	-	-	-	-	-	-
Castorseed	-	2022-23	All Season	5000	-	-	-	-	-	-	-
Chilli	-	2022-23	All Season	-	-	-	-	-	30000	11792	-
Cotton	-	2022-23	All Season	-	-	-	-	-	-	-	8415
Ginger	Fresh	2022-23	All Season	-	-	4170	-	5215	-	-	6610
Gram	-	2022-23	Rabi	8000	4060	-	-	-	-	-	-
GroundNut	-	2022-23	Kharif	4500	-	4450	-	4817	-	4156	6155
Jowar	-	2022-23	Kharif	1500	-	3650	-	1984	1600	-	2390
			Rabi	-	-	-	-	-	-	-	-
Maize	-	2022-23	Kharif	2200	1510	2150	-	2135	-	1925	1844
Nigerseed	-	2022-23	All Season	-	7225	-	-	-	-	-	-
Paddy	Fine	2022-23	All Season	2350	2117	-	-	-	3000	-	-
	Local	2022-23	All Season	-	1746	-	-	-	-	-	-
	Medium	2022-23	All Season	1967	1859	-	-	-	2700	-	-
Potato	-	2022-23	Winter	-	2005	-	-	-	-	-	-
			Summer	-	-	-	-	-	-	-	-
	Hills	2022-23	Winter	-	2000	-	-	-	-	-	-
			Summer	-	2000	-	-	-	-	-	-
Rape/Mustard	-	2022-23	Rabi	-	7200	-	-	-	-	-	
Rice	Fine	2022-23	All Season	-	-	6276	-	-	-	7175	-
	Local	2022-23	All Season	2650	-	3270	-	2673	-	4128	3465
	Medium	2022-23	All Season	-	-	5240	-	3304	-	5288	3472
Sannhemp	-	2022-23	All Season	5000	-	-	-	-	-	-	-
Sesamum	-	2022-23	Kharif	8500	7613	4808	-	-	12000	-	-
Soyabean	-	2022-23	Kharif	-	-	-	-	5415	-	4484	-
SugarRaw	-	2022-23	All Season	-	-	2850	5800	5223	-	4097	-
Tobacco	-	2022-23	All Season	-	16408	-	-	-	17600	-	-
TurArhar	Delay	2022-23	Kharif	6333	5590	-	-	-	-	-	-
	Early	2022-23	Kharif	6000	5372	6350	-	-	-	5651	-
Turmeric	-	2022-23	All Season	-	8039	-	-	-	-	-	-
Wheat	-	2022-23	Rabi	2114	2230	-	-	-	-	-	-

**Table 4.17 Crop-wise District-wise Farm Harvest Prices of Principal Crops in India - Madhya Pradesh (Rs./Quintal)**

Crop Name	Variety	Year	Season	Chhindwara	Damoh	Datia	Dhar	Dindori	Guna	Gwalior	Harda
Bajra	-	2022-23	Kharif	-	-	2221	-	-	2150	1982	-
Barley	-	2022-23	Rabi	-	-	2233	-	-	-	1917	-
Castorseed	-	2022-23	All Season	-	-	-	-	-	-	-	-
Chilli	-	2022-23	All Season	25000	-	-	19643	-	-	20749	-
Cotton	-	2022-23	All Season	7891	-	-	7172	-	-	-	-
Ginger	Fresh	2022-23	All Season	5890	3567	-	5311	-	-	-	-
Gram	-	2022-23	Rabi	5499	5103	4618	5383	6510	4978	4910	-
GroundNut	-	2022-23	Kharif	5990	5500	-	4200	-	-	-	-
Jowar	-	2022-23	Kharif	3389	-	2323	4600	-	4500	2015	-
			Rabi	-	-	-	-	-	-	-	-
Maize	-	2022-23	Kharif	2009	-	2462	2016	1440	1588	-	-
Nigerseed	-	2022-23	All Season	6698	-	-	-	-	-	-	-
Paddy	Fine	2022-23	All Season	2024	-	2739	-	-	-	-	3550
	Local	2022-23	All Season	-	-	1954	-	-	-	2100	-
	Medium	2022-23	All Season	1819	-	-	-	-	-	-	1819
Potato	-	2022-23	Winter	1709	800	-	-	-	1907	1123	-
			Summer	2245	-	-	1352	-	-	2158	-
	Hills	2022-23	Winter	-	-	-	-	-	-	-	-
			Summer	-	1200	-	-	-	-	-	-
Rape/Mustard	-	2022-23	Rabi	-	-	4685	-	4080	4579	5351	-
Rice	Fine	2022-23	All Season	4972	-	-	-	3474	-	-	-
	Local	2022-23	All Season	4778	-	2920	-	2260	-	-	-
	Medium	2022-23	All Season	4851	-	-	-	2722	-	-	-
Sannhemp	-	2022-23	All Season	4750	-	-	-	-	-	-	-
Sesamum	-	2022-23	Kharif	14286	14000	10447	-	-	12000	-	-
Soyabean	-	2022-23	Kharif	5766	-	-	5416	-	-	-	5353
SugarRaw	-	2022-23	All Season	3695	-	-	-	-	3901	-	-
Tobacco	-	2022-23	All Season	-	-	-	-	-	-	-	-
TurArhar	Delay	2022-23	Kharif	7708	7713	-	-	-	-	7452	-
	Early	2022-23	Kharif	7060	-	-	6062	-	-	7527	5000
Turmeric	-	2022-23	All Season	-	-	-	-	-	-	-	-
Wheat	-	2022-23	Rabi	2660	2275	2185	-	2080	2292	2474	-

**Table 4.17 Crop-wise District-wise Farm Harvest Prices of Principal Crops in India - Madhya Pradesh (Rs./Quintal)**

Crop Name	Variety	Year	Season	Hoshanga bad	Indore	Jabalpur	Jhabua	Katni	Khandwa	Khargone	Mandla
Bajra	-	2022-23	Kharif	-	-	-	-	-	2170	-	-
Barley	-	2022-23	Rabi	-	-	-	-	-	-	-	-
Castorseed	-	2022-23	All Season	-	-	-	-	-	-	-	-
Chilli	-	2022-23	All Season	20303	19000	-	-	-	-	12788	-
Cotton	-	2022-23	All Season	-	7633	-	8233	-	-	8498	-
Ginger	Fresh	2022-23	All Season	8000	5000	7225	-	6585	-	4003	-
Gram	-	2022-23	Rabi	-	5000	4720	5000	-	-	5620	4730
GroundNut	-	2022-23	Kharif	-	-	-	4877	-	-	6296	-
Jowar	-	2022-23	Kharif	-	-	-	-	-	-	2191	-
			Rabi	-	-	-	-	-	2270	-	
Maize	-	2022-23	Kharif	-	2200	-	-	1605	-	2317	1850
Nigerseed	-	2022-23	All Season	-	-	7000	-	-	-	-	-
Paddy	Fine	2022-23	All Season	-	-	2512	-	-	-	-	1900
	Local	2022-23	All Season	-	2200	1700	-	-	-	-	-
	Medium	2022-23	All Season	-	-	2270	-	-	-	-	1600
Potato	-	2022-23	Winter	-	2100	-	-	1351	-	-	1500
			Summer	-	-	2075	-	-	-	-	
	Hills	2022-23	Winter	-	-	-	-	-	-	-	1500
			Summer	-	-	-	-	-	-	-	1550
Rape/Mustard	-	2022-23	Rabi	-	-	4652	-	4915	-	-	5050
Rice	Fine	2022-23	All Season	4685	3500	4672	-	3668	-	-	-
	Local	2022-23	All Season	-	-	2410	-	2415	-	-	-
	Medium	2022-23	All Season	4399	-	3140	-	3079	-	-	-
Sannhemp	-	2022-23	All Season	-	-	-	-	-	-	-	-
Sesamum	-	2022-23	Kharif	20000	-	11000	-	-	-	-	12250
Soyabean	-	2022-23	Kharif	-	-	-	-	-	-	-	-
SugarRaw	-	2022-23	All Season	-	4500	-	-	-	-	4155	-
Tobacco	-	2022-23	All Season	-	14583	-	-	-	-	6365	14050
TurArhar	Delay	2022-23	Kharif	-	-	8166	8500	-	-	-	6600
	Early	2022-23	Kharif	-	15000	7133	6000	-	-	6359	-
Turmeric	-	2022-23	All Season	-	-	-	-	-	-	-	-
Wheat	-	2022-23	Rabi	-	3000	2126	2550	2080	-	2230	2000

**Table 4.17 Crop-wise District-wise Farm Harvest Prices of Principal Crops in India - Madhya Pradesh (Rs./Quintal)**

Crop Name	Variety	Year	Season	Mandsaur	Narsinghpur	Panna	Raisen	Rajgarh	Ratlam	Rewa	Sagar
Bajra	-	2022-23	Kharif	-	-	-	-	-	-	-	-
Barley	-	2022-23	Rabi	1838	-	-	-	-	-	-	-
Castorseed	-	2022-23	All Season	-	-	-	-	-	-	-	-
Chilli	-	2022-23	All Season	15953	-	-	-	25833	6000	-	-
Cotton	-	2022-23	All Season	-	-	-	-	-	4050	-	-
Ginger	Fresh	2022-23	All Season	-	7190	-	-	-	-	6000	5037
Gram	-	2022-23	Rabi	4607	4720	4085	4870	-	-	5000	4854
GroundNut	-	2022-23	Kharif	5654	-	-	-	5808	-	-	5204
Jowar	-	2022-23	Kharif	3263	-	2950	3000	-	-	-	3665
			Rabi	-	-	-	-	-	-	-	-
Maize	-	2022-23	Kharif	1878	-	1441	2500	-	-	-	2126
Nigerseed	-	2022-23	All Season	-	-	-	-	-	-	-	4488
Paddy	Fine	2022-23	All Season	-	3052	-	-	-	-	-	-
	Local	2022-23	All Season	-	1836	-	-	-	-	-	2030
	Medium	2022-23	All Season	-	-	-	-	-	-	-	2452
Potato	-	2022-23	Winter	-	1337	-	-	-	-	800	-
			Summer	-	-	-	-	-	-	-	-
	Hills	2022-23	Winter	-	-	-	-	-	-	-	1303
			Summer	-	-	-	-	-	-	-	1200
Rape/Mustard	-	2022-23	Rabi	-	-	-	-	-	-	5000	-
Rice	Fine	2022-23	All Season	-	5342	3560	4273	6000	-	6125	5693
	Local	2022-23	All Season	-	-	2525	2583	-	-	3000	2567
	Medium	2022-23	All Season	-	2936	2571	3302	-	-	4500	3795
Sannhemp	-	2022-23	All Season	-	-	-	-	-	-	-	-
Sesamum	-	2022-23	Kharif	7773	-	9140	12120	-	-	14000	9708
Soyabean	-	2022-23	Kharif	5457	5104	-	4225	7000	3600	-	4940
SugarRaw	-	2022-23	All Season	4840	3154	4974	-	4167	5043	-	-
Tobacco	-	2022-23	All Season	-	14233	-	-	-	-	-	-
TurArhar	Delay	2022-23	Kharif	5405	7909	7540	7550	-	-	-	8608
	Early	2022-23	Kharif	5749	6687	8395	6058	-	-	-	8168
Turmeric	-	2022-23	All Season	-	-	-	-	-	-	-	-
Wheat	-	2022-23	Rabi	2312	2167	1800	2520	-	2240	2000	2252

**Table 4.17 Crop-wise District-wise Farm Harvest Prices of Principal Crops in India - Madhya Pradesh (Rs./Quintal)**

Crop Name	Variety	Year	Season	Satna	Shahdol	Shajapur	Sheopur	Shivani	Shivpuri	Sidhi	Singhroli	
Bajra	-	2022-23	Kharif	-	-	-	2092	-	1792	-	-	
Barley	-	2022-23	Rabi	2009	-	-	-	-	-	2235	-	
Castorseed	-	2022-23	All Season	-	-	-	-	-	-	-	-	
Chilli	-	2022-23	All Season	-	-	20437	34166	-	23170	-	-	
Cotton	-	2022-23	All Season	-	-	-	-	-	-	-	-	
Ginger	Fresh	2022-23	All Season	3928	-	-	-	-	-	-	-	
Gram	-	2022-23	Rabi	4363	5000	4835	4700	-	5888	5100	-	
GroundNut	-	2022-23	Kharif	-	-	6206	7000	5083	5480	-	-	
Jowar	-	2022-23	Kharif	-	-	-	-	-	-	1486	-	
			Rabi	-	-	-	-	-	-	-	-	
Maize	-	2022-23	Kharif	-	-	-	-	1747	1834	2018	-	
Nigerseed	-	2022-23	All Season	-	-	-	-	-	-	-	-	
Paddy	Fine	2022-23	All Season	-	-	-	-	2823	-	2700	-	
	Local	2022-23	All Season	-	-	-	-	1679	-	1585	-	
	Medium	2022-23	All Season	-	-	-	-	2000	-	1600	-	
Potato	-	2022-23	Winter	-	1500	-	1500	-	991	1082	2000	
			Summer	-	-	-	-	-	-	-	-	
		Hills	2022-23	Winter	1025	1500	-	-	-	938	1167	2000
				Summer	950	1500	-	-	-	940	2000	2000
Rape/Mustard	-	2022-23	Rabi	-	6222	-	5500	-	-	5417	-	
Rice	Fine	2022-23	All Season	-	3600	-	4833	-	5207	-	-	
	Local	2022-23	All Season	2319	-	-	-	-	3435	-	-	
	Medium	2022-23	All Season	-	3100	-	4500	-	4238	-	-	
Sannhemp	-	2022-23	All Season	-	-	-	-	-	-	-	-	
Sesamum	-	2022-23	Kharif	9515	9000	-	10537	8220	-	7422	-	
Soyabean	-	2022-23	Kharif	-	-	4227	5400	5147	-	-	-	
SugarRaw	-	2022-23	All Season	-	-	4562	5000	4003	4013	-	-	
Tobacco	-	2022-23	All Season	-	-	-	-	-	-	-	-	
TurArhar	Delay	2022-23	Kharif	7018	6250	6038	-	-	-	7000	-	
	Early	2022-23	Kharif	6834	6250	-	-	-	-	5000	-	
Turmeric	-	2022-23	All Season	-	9000	-	-	-	-	-	-	
Wheat	-	2022-23	Rabi	2235	1938	2145	2300	1907	2206	1880	-	

**Table 4.17 Crop-wise District-wise Farm Harvest Prices of Principal Crops in India - Madhya Pradesh (Rs./Quintal)**

Crop Name	Variety	Year	Season	Tikamgarh	Umaria	State Wtd Average
Bajra	-	2022-23	Kharif	-	-	1997
Barley	-	2022-23	Rabi	2035	2033	2038
Castorseed	-	2022-23	All Season	-	-	5000
Chilli	-	2022-23	All Season	-	-	20326
Cotton	-	2022-23	All Season	-	-	7413
Ginger	Fresh	2022-23	All Season	5714	6000	5614
Gram	-	2022-23	Rabi	-	4250	5052
GroundNut	-	2022-23	Kharif	-	-	5375
			Kharif	4200	-	2865
Jowar	-	2022-23	Rabi	-	-	2270
Maize	-	2022-23	Kharif	-	1775	1938
Nigerseed		2022-23	All Season	-	-	6353
Paddy	Fine	2022-23	All Season	-	-	2615
	Local	2022-23	All Season	-	1700	1884
	Medium	2022-23	All Season	-	1917	2000
Potato			Winter	1421	1313	1434
		2022-23	Summer	-	-	1958
			Winter	1658	-	1466
	Hills	2022-23	Summer	1636	-	1508
Rape/Mustard	-	2022-23	Rabi	-	4550	5169
Rice	Fine	2022-23	All Season	4517	-	4798
	Local	2022-23	All Season	-	-	2962
	Medium	2022-23	All Season	4170	-	3811
Sannhemp	-	2022-23	All Season	-	-	4875
Sesamum	-	2022-23	Kharif	14218	10000	10810
Soyabean	-	2022-23	Kharif	-	-	5110
SugarRaw	-	2022-23	All Season	3947	-	4329
Tobacco	-	2022-23	All Season	-	-	13873
TurArhar	Delay	2022-23	Kharif	-	-	7134
	Early	2022-23	Kharif	-	5000	6745
Turmeric	-	2022-23	All Season	-	-	8520
Wheat	-	2022-23	Rabi	2006	1990	2207

**Table 4.18 Crop-wise District-wise Farm Harvest Prices of Principal Crops in India - Maharashtra (Rs./Quintal)**

Crop Name	Variety	Year	Season	Ahmednagar	Akola	Amravati	Aurangabad	Beed	Bhandara	Buldhana	Chandrapur
Bajra	-	2022-23	Kharif	2203	2583	2013	2339	2474	-	2286	-
Castorseed	-	2022-23	All Season	5775	-	5091	5325	-	3569	4167	-
Gram	-	2022-23	All Season	4364	4850	4345	4326	4250	4400	-	4434
GroundNut	-	2022-23	All Season	4758	-	6584	4242	5642	-	5793	-
Jowar	-	2022-23	Kharif	2897	2123	1963	2711	2946	-	2142	-
Linseed	-	2022-23	All Season	5888	-	-	6325	5396	6667	-	5200
Maize	-	2022-23	Kharif	1982	2069	1950	1963	2058	-	1922	-
Nigerseed	-	2022-23	All Season	-	-	-	2450	-	-	-	-
Paddy	-	2022-23	All Season	2200	-	-	-	-	2161	-	2430
Ragi	-	2022-23	Kharif	-	-	-	-	-	-	-	-
Rape/Mustard	-	2022-23	All Season	5767	4719	4940	5064	5643	4123	4445	-
Sesamum	-	2022-23	All Season	9740	11757	11721	12805	12805	-	11529	-
Soyabean	-	2022-23	All Season	5018	5127	5107	5021	5137	4555	5076	4931
Sunflower	-	2022-23	All Season	5092	4800	5117	4216	4507	-	4305	-
TurArhar	-	2022-23	All Season	6689	7545	7541	7059	7261	7271	7350	7051
Wheat	-	2022-23	All Season	2302	2450	2309	2443	2590	2273	2348	1877



**Table 4.18 Crop-wise District-wise Farm Harvest Prices of Principal Crops in India - Maharashtra (Rs./Quintal)**

Crop Name	Variety	Year	Season	Dhule	Gadchiroli	Gondia	Hingoli	Jalgaon	Jalna	Latur	Mumbai
Bajra	-	2022-23	Kharif	2180	-	-	-	2388	2371	1975	3258
Castorseed	-	2022-23	All Season	5520	-	-	-	4067	5236	-	-
Gram	-	2022-23	All Season	5441	4500	-	2305	5170	4855	4524	5644
GroundNut	-	2022-23	All Season	6164	5940	5667	5942	5755	-	5847	-
Jowar	-	2022-23	Kharif	2737	2933	-	2305	2734	2868	3080	3881
Linseed	-	2022-23	All Season	-	-	-	-	-	6056	-	-
Maize	-	2022-23	Kharif	1940	1920	-	-	1919	1967	2056	3087
Nigerseed	-	2022-23	All Season	-	-	-	-	-	-	-	-
Paddy	-	2022-23	All Season	-	2366	2096	-	-	-	651	-
Ragi	-	2022-23	Kharif	-	-	-	-	-	-	-	-
Rape/Mustard	-	2022-23	All Season	3500	-	-	-	-	5508	-	7442
Sesamum	-	2022-23	All Season	11544	-	-	12900	11961	7600	12856	16136
Soyabean	-	2022-23	All Season	5048	-	-	5138	5139	5100	5341	-
Sunflower	-	2022-23	All Season	3835	-	-	4269	4745	4399	5193	-
TurArhar	-	2022-23	All Season	6740	-	-	7441	6906	7158	7672	-
Wheat	-	2022-23	All Season	2398	-	-	2221	2394	2485	2588	3656

**Table 4.18 Crop-wise District-wise Farm Harvest Prices of Principal Crops in India - Maharashtra (Rs./Quintal)**

Crop Name	Variety	Year	Season	Nagpur	Nanded	Nandurbar	Nasik	Osmanabad	Palghar	Parbhani	Pune
Bajra	-	2022-23	Kharif	-	-	2304	2302	2427	-	2427	2543
Castorseed	-	2022-23	All Season	4425	4173	-	5780	-	-	-	4720
Gram	-	2022-23	All Season	4473	4361	5957	4715	-	-	4401	4682
GroundNut	-	2022-23	All Season	6000	5497	5726	5400	-	-	6003	5345
Jowar	-	2022-23	Kharif	3134	2256	2771	2621	-	-	2705	3566
Linseed	-	2022-23	All Season	5472	-	-	-	-	-	-	-
Maize	-	2022-23	Kharif	2010	1596	2091	2031	-	-	-	2246
Nigerseed	-	2022-23	All Season	-	-	-	-	-	-	-	-
Paddy	-	2022-23	All Season	2317	-	1669	-	-	-	-	-
Ragi	-	2022-23	Kharif	-	-	-	-	-	-	-	3783
Rape/Mustard	-	2022-23	All Season	4234	4777	-	-	-	-	6601	-
Sesamum	-	2022-23	All Season	8778	11491	6550	14750	-	-	4600	10386
Soyabean	-	2022-23	All Season	4993	5121	5084	5225	-	-	5203	5026
Sunflower	-	2022-23	All Season	5550	4194	4866	4951	-	-	5000	5082
TurArhar	-	2022-23	All Season	7480	7094	6906	6611	-	-	7388	6140
Wheat	-	2022-23	All Season	2476	2213	2339	2414	-	3217	2371	3013

**Table 4.18 Crop-wise District-wise Farm Harvest Prices of Principal Crops in India - Maharashtra (Rs./Quintal)**

Crop Name	Variety	Year	Season	Raigarh	Sangli	Satara	Sindhudurg	Solapur	Thane	Wardha	Washim
Bajra	-	2022-23	Kharif	-	2728	2532	-	2310	3305	-	2126
Castorseed	-	2022-23	All Season	-	-	-	-	5228	-	-	-
Gram	-	2022-23	All Season	-	5471	4590	5837	4405	5837	4334	4339
GroundNut	-	2022-23	All Season	-	-	-	-	5152	-	6725	6209
Jowar	-	2022-23	Kharif	-	3597	3347	-	3468	3680	-	2012
Linseed	-	2022-23	All Season	-	-	-	-	-	-	-	-
Maize	-	2022-23	Kharif	-	2081	2229	-	2103	-	-	-
Nigerseed	-	2022-23	All Season	-	-	-	-	-	-	-	-
Paddy	-	2022-23	All Season	1951	-	-	-	-	-	-	-
Ragi	-	2022-23	Kharif	-	-	-	-	-	-	-	-
Rape/Mustard	-	2022-23	All Season	-	-	-	-	-	-	-	4060
Sesamum	-	2022-23	All Season	-	-	-	-	8550	13222	12000	11987
Soyabean	-	2022-23	All Season	-	5541	5541	-	5154	-	5026	5171
Sunflower	-	2022-23	All Season	-	-	-	-	5489	-	-	-
TurArhar	-	2022-23	All Season	-	6850	6500	-	7047	10975	7716	7386
Wheat	-	2022-23	All Season	-	2921	2464	-	2595	3286	2262	2299

**Table 4.18 Crop-wise District-wise Farm Harvest Prices of Principal Crops in India - Maharashtra (Rs./Quintal)**

Crop Name	Variety	Year	Season	Yavatmal	State Wtd Average
Bajra	-	2022-23	Kharif	2412	2383
Castorseed	-	2022-23	All Season	-	5441
Gram	-	2022-23	All Season	4421	4596
GroundNut	-	2022-23	All Season	6169	-
Jowar	-	2022-23	Kharif	2044	2883
Linseed	-	2022-23	All Season	-	6155
Maize	-	2022-23	Kharif	-	2032
Nigerseed	-	2022-23	All Season	-	4211
Paddy	-	2022-23	All Season	-	2250
Ragi	-	2022-23	Kharif	-	3783
Rape/Mustard	-	2022-23	All Season	-	5681
Sesamum	-	2022-23	All Season	11720	12471
Soyabean	-	2022-23	All Season	5177	5119
Sunflower	-	2022-23	All Season	4922	4660
TurArhar	-	2022-23	All Season	7384	7244
Wheat	-	2022-23	All Season	2300	-

**Table 4.19 Crop-wise District-wise Farm Harvest Prices of Principal Crops in India - Manipur (Rs./Quintal)**

<b>Crop Name</b>	<b>Variety</b>	<b>Year</b>	<b>Season</b>	<b>Manipur</b>	<b>State Wtd Average</b>
Banana	-	2022-23	All Season	3218	3218
Chilli	-	2022-23	All Season	71000	71000
Ginger	-	2022-23	All Season	3195	3195
Maize	-	2022-23	Kharif	4583	4583
Paddy	-	2022-23	Winter	1500	1500
Potato	-	2022-23	All Season	6698	6698
Sugarcane	-	2022-23	All Season	1500	1500

**Table 4.20 Crop-wise District-wise Farm Harvest Prices of Principal Crops in India - Mizoram (Rs./Quintal)**

Crop Name	Variety	Year	Season	Aizawl	Champhal	Kolasib	Lawngtlai	Lunglei	Mamit	Serchhip	Siaha	State Wtd Average
Arecanut	-	2022-23	All Season	4400	-	5343	-	3167	3400	-	-	4078
Banana	-	2022-23	All Season	5000	5071	3011	3114	3583	2633	4273	3220	3738
Chilli	-	2022-23	All Season	48667	31333	34667	32077	24417	34643	25700	30889	32799
Coconut	-	2022-23	All Season	5500	-	3500	-	1542	4500	-	-	3761
Ginger	-	2022-23	All Season	4333	3222	2329	3109	3450	3000	3136	2729	3164
Maize	-	2022-23	All Season	3150	2844	3250	2821	3825	-	3833	2233	3520
Paddy	-	2022-23	All Season	3417	4666	3173	3700	2458	3533	3536	2975	3432
Potato	-	2022-23	All Season	4500	-	2500	2813	-	2000	2625	3383	2970
Sesamum	-	2022-23	All Season	9750	16000	9360	6250	10500	10133	9667	-	10237
Soyabean	-	2022-23	All Season	8400	9111	6000	6160	9583	10133	11167	5057	8201
Sugarcane	-	2022-23	All Season	3000	-	2600	2018	2083	2000	2000	-	2284
Tapioca	-	2022-23	All Season	2333	4000	1414	2125	2083	1800	2250	1722	2216
Tobacco	-	2022-23	All Season	54500	-	-	52900	34833	31250	41818	36571	41979
TurArhar	-	2022-23	All Season	5500	-	4286	4033	9000	3333	-	-	4262
Turmeric	-	2022-23	All Season	5500	2000	1150	2000	2471	1662	3000	-	2540

**Table 4.21 Crop-wise District-wise Farm Harvest Prices of Principal Crops in India - Nagaland (Rs./Quintal)**

Crop Name	Variety	Year	Season	Nagaland	State Wtd Average
Ginger	-	2022-23	All Season	4500	4500
Maize	-	2022-23	Kharif	2500	2500
Paddy	-	2022-23	All Season	3500	3500
	Coarse	2022-23	All Season	2000	2000
	Fine	2022-23	All Season	2500	2500
Potato	-	2022-23	All Season	3500	3500
Soyabean	-	2022-23	All Season	8500	8500

**Table 4.22 Crop-wise District-wise Farm Harvest Prices of Principal Crops in India - Odisha (Rs./Quintal)**

Crop Name	Variety	Year	Season	Angul	Balasore	Bargarh	Bhadrak	Bolangir	Bouth	Cuttack	Deogarh
GroundNut	-	2022-23	All Season	7000	5900	4000	5000	4490	8250	5736	5633
Jute	-	2022-23	All Season	-	5011	-	5225	-	-	5254	-
Maize	-	2022-23	All Season	1595	2883	2147	1892	1840	1780	3267	3005
Nigerseed	-	2022-23	All Season	-	-	-	-	-	-	-	-
Paddy	-	2022-23	All Season	1540	1550	1621	1486	1400	1773	1587	1669
Potato	-	2022-23	All Season	1360	1669	2390	1756	1800	1450	1693	1500
Ragi	-	2022-23	All Season	4200	-	4700	-	3238	3400	-	-
Rape/Mustard	-	2022-23	All Season	6950	6540	6283	6500	6292	8250	5863	6200
Sesamum	-	2022-23	All Season	7000	7400	11800	-	12090	-	6600	7550
Sugarcane	-	2022-23	All Season	511	452	338	500	375	733	345	550
Wheat	-	2022-23	All Season	-	-	1923	2000	-	-	2493	-



**Table 4.22 Crop-wise District-wise Farm Harvest Prices of Principal Crops in India - Odisha (Rs./Quintal)**

Crop Name	Variety	Year	Season	Dhenkana I	Gajpati	Ganjam	Jagatsing hpur	Jajpur	Kalahandi	Kandham al	Kendrapa ra
GroundNut	-	2022-23	All Season	5723	4700	4609	8067	5200	4122	5000	6643
Jute	-	2022-23	All Season	5100	-	-	-	4400	-	-	4400
Maize	-	2022-23	All Season	2046	1400	2622	-	1392	1977	1611	1975
Nigerseed	-	2022-23	All Season	-	5500	-	-	-	6500	7400	-
Paddy	-	2022-23	All Season	1405	2050	1439	1424	1850	1432	1397	1440
Potato	-	2022-23	All Season	1309	1550	1803	1667	2000	-	1779	1550
Ragi	-	2022-23	All Season	3600	2725	2850	-	-	3800	3775	3417
Rape/Mustard	-	2022-23	All Season	7159	6722	-	5175	5300	6056	6338	5950
Sesamum	-	2022-23	All Season	10633	8400	10000	-	-	7517	7600	8800
Sugarcane	-	2022-23	All Season	356	-	350	400	355	466	-	500
Wheat	-	2022-23	All Season	1933	1400	-	-	1975	-	-	-

**Table 4.22 Crop-wise District-wise Farm Harvest Prices of Principal Crops in India - Odisha (Rs./Quintal)**

Crop Name	Variety	Year	Season	Keonjhar	Khurda	Koraput	Malkangiri	Mayurbhanj	Nabarangapur	Nayagarh	Nuapara
GroundNut	-	2022-23	All Season	5571	4508	3358	5267	6202	5450	5175	5062
Jute	-	2022-23	All Season	5000	-	-	-	-	-	-	4500
Maize	-	2022-23	All Season	2172	1088	1794	1433	2351	1538	1298	1725
Nigerseed	-	2022-23	All Season	6563	-	5600	5000	-	4500	-	-
Paddy	-	2022-23	All Season	1544	1680	1367	1417	1556	1350	1833	1498
Potato	-	2022-23	All Season	2264	1543	1621	1700	1851	1500	1640	2145
Ragi	-	2022-23	All Season	2242	3235	2498	2550	2183	2040	2900	3293
Rape/Mustard	-	2022-23	All Season	7783	4888	6000	-	6503	-	6975	6657
Sesamum	-	2022-23	All Season	10000	9550	7350	7450	6567	11667	9125	9872
Sugarcane	-	2022-23	All Season	-	445	936	-	-	350	443	-
Wheat	-	2022-23	All Season	2188	-	-	-	2275	-	-	-

**Table 4.22 Crop-wise District-wise Farm Harvest Prices of Principal Crops in India - Odisha (Rs./Quintal)**

Crop Name	Variety	Year	Season	Puri	Rayagada	Sambalpur	Sonepur	Sundargarh	State Wtd Average
GroundNut	-	2022-23	All Season	5000	5054	5257	6000	5883	4996
Jute	-	2022-23	All Season	-	-	-	-	-	4682
Maize	-	2022-23	All Season	-	2520	2650	1500	1802	1597
Nigerseed		2022-23	All Season	-	4000	-	-	6363	5309
Paddy	-	2022-23	All Season	1363	1702	1845	1574	2212	1554
Potato	-	2022-23	All Season	1450	1942	1240	-	2068	1721
Ragi	-	2022-23	All Season	2200	2336	4731	-	4588	2633
Rape/Mustard	-	2022-23	All Season	5000	5725	7562	-	6083	6584
Sesamum	-	2022-23	All Season	9000	7550	7592	-	8500	8239
Sugarcane	-	2022-23	All Season	-	-	369	-	575	416
Wheat	-	2022-23	All Season	-	-	2033	-	2250	2074

**Table 4.23 Crop-wise District-wise Farm Harvest Prices of Principal Crops in India - Puducherry (Rs./Quintal)**

Crop Name	Variety	Year	Season	Karaikal	Puducherry	Yanam	State Wtd Average
Coconut	-	2022-23	All Season	16333**	13500**	8150**	12661**
Cotton	-	2022-23	All Season	4860	-	-	4860
GroundNut	-	2022-23	All Season	-	6127	-	6127
Paddy	-	2022-23	Kharif	1750	1761	1950	1820
			All Season	1733	1584	1800	1706
	Fine	2022-23	All Season	2167	1711	2400	2093
			Rabi	2167	1940	2500	2203
	Local	2022-23	Kharif	-	2020	-	2020
	Local	2022-23	All Season	-	1602	-	1602
Ragi	-	2022-23	All Season	-	2241	-	2241
Sesamum	-	2022-23	All Season	-	13035	-	13035

**Table 4.24 Crop-wise District-wise Farm Harvest Prices of Principal Crops in India - Punjab (Rs./Quintal)**

Crop Name	Variety	Year	Season	Amritsar	Barnala	Bhatinda	Faridkot	Fatehgarh Sahib	Fazilka	Firozpur	Gurdaspur
Bajra	-	2022-23	Kharif	-	-	1800	-	-	-	-	-
Barley	-	2022-23	All Season	-	1700	1635	2500	1635	1500	-	-
Cotton	American	2022-23	All Season	-	6380	6380	8500	-	8800	-	-
	Desi	2022-23	All Season	-	7500	7500	7500	-	7500	-	-
Gram	-	2022-23	All Season	-	5000	5000	-	-	5000	-	5000
GroundNut	-	2022-23	All Season	-	-	-	-	-	-	-	-
Maize	-	2022-23	All Season	1960	1962	1962	-	1400	1962	-	1960
Rape/Mustard	-	2022-23	All Season	5050	6500	5050	6500	5050	5050	5050	5050
Rice	-	2022-23	All Season	2060	2040	2060	2060	2060	2060	2060	2060
Sesamum	-	2022-23	Kharif	12000	-	-	-	-	-	12000	-
Sugarcane	-	2022-23	All Season	375	375	375	375	375	375	375	375
Wheat	-	2022-23	All Season	2015	2015	2015	2015	2015	2150	2015	2015

**Table 4.24 Crop-wise District-wise Farm Harvest Prices of Principal Crops in India - Punjab (Rs./Quintal)**

Crop Name	Variety	Year	Season	Hoshiarpur	Jalandhar	Kapurthala	Ludhiana	Mansa	Moga	Muktsar	Nawanshahr
Bajra	-	2022-23	Kharif	-	-	-	-	1800	-	-	-
Barley	-	2022-23	All Season	-	-	-	1635	1635	2100	2300	-
Cotton	American	2022-23	All Season	-	-	-	-	6380	8800	8800	-
	Desi	2022-23	All Season	-	-	-	-	-	-	-	-
Gram	-	2022-23	All Season	-	-	-	-	5000	-	-	-
GroundNut	-	2022-23	All Season	5850	-	-	-	-	-	-	-
Maize	-	2022-23	All Season	1960	1960	1600	1962	1962	2000	1580	1600
Rape/Mustard	-	2022-23	All Season	5050	5050	5050	5050	5050	5050	5050	6600
Rice	-	2022-23	All Season	2060	2060	2060	2060	2060	2060	2060	2060
Sesamum	-	2022-23	Kharif	12000	12000	-	-	-	-	-	-
Sugarcane	-	2022-23	All Season	375	375	375	375	375	375	375	375
Wheat	-	2022-23	All Season	2015	2015	2015	2015	2015	2015	2015	2015

**Table 4.24 Crop-wise District-wise Farm Harvest Prices of Principal Crops in India - Punjab (Rs./Quintal)**

Crop Name	Variety	Year	Season	Pathankot	Patiala	Rupnagar	S.a.s.nagar	Sangrur	Tarean Taran	State Wtd Average
Bajra	-	2022-23	Kharif	-	-	-	-	-	-	1800
Barley	-	2022-23	All Season	2200	1635	1700	1635	1635	-	1786
Cotton	American	2022-23	All Season	-	-	-	-	6380	-	6692
	Desi	2022-23	All Season	-	-	-	-	7500	-	7500
Gram	-	2022-23	All Season	-	-	5000	-	-	-	5000
GroundNut	-	2022-23	All Season	-	-	-	-	-	-	5850
Maize	-	2022-23	All Season	1800	1962	1900	1600	1962	1960	1856
Rape/Mustard	-	2022-23	All Season	8000	5050	5050	5000	5050	5050	5614
Rice	-	2022-23	All Season	2060	2060	2060	2060	2060	2060	2059
Sesamum	-	2022-23	Kharif	12000	-	-	-	-	12000	10286
Sugarcane	-	2022-23	All Season	375	375	375	375	375	375	375
Wheat	-	2022-23	All Season	2115	2015	2015	2015	2015	2015	2025

**Table 4.25 Crop-wise District-wise Farm Harvest Prices of Principal Crops in India - Rajasthan (Rs./Quintal)**

Crop Name	Variety	Year	Season	Ajmer	Alwar	Banswara	Baran	Barmer	Bharatpur	Bhilwara	Bikaner
Bajra	-	2022-23	Kharif	2031	1860	2306	1983	2319	1909	2038	2174
Barley	-	2022-23	Rabi	2197	1999	2162	1876	2600	2372	1968	1806
Castorseed	-	2022-23	Rabi	-	-	2860	-	6046	-	-	-
Chilli	-	2022-23	Kharif	13910	7170	23017	9842	-	-	19399	-
Cotton	-	2022-23	Kharif	8220	7700	5537	-	-	8389	8216	7859
	Lint	2022-23	Kharif	-	-	-	-	-	-	19000	-
Ginger	-	2022-23	Kharif	-	-	-	-	-	-	-	-
Gram	-	2022-23	Rabi	4724	4713	4620	4347	4810	5163	4998	4713
GroundNut	-	2022-23	Kharif	5415	6252	5726	5200	5911	-	5397	5929
Jowar	-	2022-23	Kharif	2803	1961	2903	1957	2987	2601	2106	2525
Linseed	-	2022-23	Rabi	-	-	-	5317	6000	-	-	-
Maize	-	2022-23	Kharif	2419	2142	2043	1784	-	-	2072	-
Paddy	-	2022-23	Kharif	-	-	4154	-	-	3188	-	-
Potato	-	2022-23	Rabi	1342	-	-	1452	-	1449	-	-
Rape/Mustard	-	2022-23	Rabi	5107	5004	-	5208	5310	5726	5112	4497
Rice	-	2022-23	Kharif	-	3896	5557	3762	-	-	2930	-
Sesamum	-	2022-23	Kharif	12648	10092	11375	9263	12285	10618	11355	9598
SugarRaw	-	2022-23	Rabi	-	4460	-	-	-	2716	-	-
Tobacco	-	2022-23	Rabi	-	13345	-	-	-	-	-	-
TurArhar	-	2022-23	Rabi	-	-	-	-	-	-	-	-
Wheat	-	2022-23	Rabi	2328	2206	2139	2117	2775	2189	2241	2142



**Table 4.25 Crop-wise District-wise Farm Harvest Prices of Principal Crops in India - Rajasthan (Rs./Quintal)**

Crop Name	Variety	Year	Season	Bundi	Chittorgarh	Churu	Dausa	Dholpur	Dungarpur	Ganganagar	Hanumanagar
Bajra	-	2022-23	Kharif	1771	-	2167	2000	1807	3005	1881	1922
Barley	-	2022-23	Rabi	1969	1907	1856	2036	2039	2146	1832	2192
Castorseed	-	2022-23	Rabi	-	-	-	-	-	2180	-	5689
Chilli	-	2022-23	Kharif	-	17799	-	-	3616	11634	-	-
Cotton	-	2022-23	Kharif	-	8423	-	-	9250	-	8663	8481
	Lint	2022-23	Kharif	-	-	-	-	-	-	-	8599
Ginger	-	2022-23	Kharif	-	-	-	-	-	6863	-	-
Gram	-	2022-23	Rabi	4769	4667	4733	4443	5721	4411	4641	4724
GroundNut	-	2022-23	Kharif	6495	5504	5844	5480	-	5358	-	5113
Jowar	-	2022-23	Kharif	2270	2466	-	1976	1922	1550	-	-
Linseed	-	2022-23	Rabi	5920	5154	-	-	-	-	-	-
Maize	-	2022-23	Kharif	1885	1981	-	2105	-	2281	-	-
Paddy	-	2022-23	Kharif	-	-	-	-	-	1981	-	2558
Potato	-	2022-23	Rabi	2717	1249	-	-	855	1320	-	1112
Rape/Mustard	-	2022-23	Rabi	5109	4977	4533	5087	5132	5572	4766	5484
Rice	-	2022-23	Kharif	2875	4749	-	-	3261	2625	-	-
Sesamum	-	2022-23	Kharif	8386	12854	12139	9909	9128	9492	-	12220
SugarRaw	-	2022-23	Rabi	-	3886	-	-	-	3920	-	-
Tobacco	-	2022-23	Rabi	-	-	-	-	-	-	-	-
TurArhar	-	2022-23	Rabi	-	-	-	-	-	-	-	-
Wheat	-	2022-23	Rabi	2306	2207	2283	2258	2063	2274	2074	2141

**Table 4.25 Crop-wise District-wise Farm Harvest Prices of Principal Crops in India - Rajasthan (Rs./Quintal)**

Crop Name	Variety	Year	Season	Jaipur	Jalor	Jhalawar	Jhunjunu	Jodhpur	Karauli	Kota	Nagaur
Bajra	-	2022-23	Kharif	1971	2040	-	1759	2168	1450	-	1810
Barley	-	2022-23	Rabi	2036	2378	2122	2034	2082	2444	2399	2423
Castorseed	-	2022-23	Rabi	-	6705	-	-	-	-	-	-
Chilli	-	2022-23	Kharif	-	17000	-	-	20299	-	-	-
Cotton	-	2022-23	Kharif	-	5786	-	-	6920	-	-	8190
	Lint	2022-23	Kharif	-	-	-	-	-	-	-	-
Ginger	-	2022-23	Kharif	-	-	-	-	-	-	-	-
Gram	-	2022-23	Rabi	4707	6250	4543	4709	4717	4662	5333	4815
GroundNut	-	2022-23	Kharif	5962	5340	5571	4727	6768	-	4001	6217
Jowar	-	2022-23	Kharif	3018	2056	2637	-	2771	2227	2530	2200
Linseed	-	2022-23	Rabi	-	-	4776	-	-	-	-	-
Maize	-	2022-23	Kharif	2259	2200	1965	-	2486	-	2017	2250
Paddy	-	2022-23	Kharif	-	-	-	-	-	-	3534	-
Potato	-	2022-23	Rabi	-	1500	1616	-	-	-	-	-
Rape/Mustard	-	2022-23	Rabi	5257	5500	5432	4683	4823	7136	5758	5627
Rice	-	2022-23	Kharif	-	-	4210	-	-	-	-	-
Sesamum	-	2022-23	Kharif	10887	8700	12755	-	13676	9706	10633	9543
SugarRaw	-	2022-23	Rabi	-	-	-	-	-	-	-	-
Tobacco	-	2022-23	Rabi	-	-	-	-	-	-	-	-
TurArhar	-	2022-23	Rabi	-	-	-	-	-	-	-	-
Wheat	-	2022-23	Rabi	2249	2660	2134	2243	2755	2281	2568	2850

**Table 4.25 Crop-wise District-wise Farm Harvest Prices of Principal Crops in India - Rajasthan (Rs./Quintal)**

Crop Name	Variety	Year	Season	Pali	Pratapgarh	Rajsamand	Sawai Madhopur	Sikar	Sirohi	Tonk	Udaipur	State Wtd Average
Bajra	-	2022-23	Kharif	2201	-	2110	1766	1927	2283	2067	-	1994
Barley	-	2022-23	Rabi	2451	-	2195	2195	2000	2962	1993	2326	2000
Castorseed	-	2022-23	Rabi	5560	-	-	-	-	5867	-	-	6330
Chilli	-	2022-23	Kharif	-	-	15391	2642	-	-	-	28596	8664
Cotton	-	2022-23	Kharif	7545	6014	6483	-	-	14166	-	5567	8180
	Lint	2022-23	Kharif	-	-	12427	-	-	-	-	-	9899
Ginger	-	2022-23	Kharif	-	-	-	-	-	-	-	4565	5010
Gram	-	2022-23	Rabi	4839	4111	4755	4488	4877	5000	4411	4796	4725
GroundNut	-	2022-23	Kharif	4575	-	6248	6116	6023	-	4795	5910	6011
Jowar	-	2022-23	Kharif	2844	-	1800	1959	-	2325	3414	1914	2579
Linseed	-	2022-23	Rabi	-	5831	-	-	-	-	-	6025	5398
Maize	-	2022-23	Kharif	2232	2661	2101	1787	-	2408	2321	2143	2082
Paddy	-	2022-23	Kharif	-	-	-	3320	-	-	-	1803	3065
Potato	-	2022-23	Rabi	-	-	1505	-	-	-	-	-	971
Rape/Mustard	-	2022-23	Rabi	5215	5604	5309	5026	5215	5975	5231	5635	5213
Rice	-	2022-23	Kharif	-	-	4503	-	-	-	-	3583	3340
Sesamum	-	2022-23	Kharif	12110	7561	15599	12051	9591	12833	11767	10492	11554
SugarRaw	-	2022-23	Rabi	-	-	4168	-	-	-	-	5000	4093
Tobacco	-	2022-23	Rabi	-	-	-	-	-	-	-	-	13345
TurArhar	-	2022-23	Rabi	-	-	-	-	-	6650	-	-	6650
Wheat	-	2022-23	Rabi	2903	2462	2314	2189	2373	2632	2143	2518	2262

**Table 4.26 Crop-wise District-wise Farm Harvest Prices of Principal Crops in India - Tamil Nadu (Rs./Quintal)**

Crop Name	Variety	Year	Season	Ariyalur	Coimbatore	Cuddalore	Dharmapuri	Dindugal	Erode	Kanchipuram	Karur
Arecanut	-	2022-23	All Season	52000	52000	53000	53000	53000	52000	-	52000
Bajra	-	2022-23	Kharif	3102	2845	3774	3209	2697	3284	-	2765
Banana	-	2022-23	All Season	3027	2800	3117	3148	2711	3518	3423	3027
Barley	-	2022-23	Rabi	-	6000	7920	7000	-	-	-	-
Cashewnut	-	2022-23	All Season	69000	70000	73383	-	71000	70000	69373	69000
Castorseed	-	2022-23	All Season	6320	6123	6511	6123	6114	6123	-	6320
Chilli	-	2022-23	All Season	23811	21144	19848	18593	18958	25108	21154	24932
Coconut	With husk	2022-23	All Season	1286*	1595*	1663*	2000*	1267*	1539*	2200*	1556*
Cotton	-	2022-23	All Season	6913	6951	7071	6900	9700	7000	-	6913
Gram	-	2022-23	Rabi	-	7570	-	8609	6792	7570	-	6500
GroundNut	-	2022-23	Rabi	7563	7994	7511	4700	7530	8902	7511	7563
Jowar	-	2022-23	Kharif	3320	2842	3519	2769	3399	3973	-	3320
Maize	-	2022-23	Kharif	3092	2544	2543	2589	2368	3121	2630	3092
Paddy	-	2022-23	All Season	2374	2106	1961	1988	2345	2106	2052	2374
Pepper	-	2022-23	All Season	-	56455	60133	56455	57146	56455	-	-
Potato	-	2022-23	All Season	2284	2665	2878	2652	2932	2707	2685	3002
Ragi	-	2022-23	All Season	2800	2954	2829	3146	2334	3695	3202	3733
Rape/Mustard	-	2022-23	Rabi	9600	8462	8800	9206	8754	-	-	-
Rice	-	2022-23	All Season	4175	5398	3940	5063	4273	5010	3292	4175
Sesamum	-	2022-23	Kharif	12730	14431	12604	12659	10709	14431	12772	12868
SugarRaw	-	2022-23	All Season	3000	4625	4850	4300	4435	4443	4678	4013
Sunflower	-	2022-23	All Season	5822	-	6460	7300	6563	6243	-	6838
Turmeric	-	2022-23	All Season	15107	11761	15020	11321	12414	14911	-	15107
Wheat	-	2022-23	Rabi	-	-	3928	3405	3350	3602	-	-

**Table 4.26 Crop-wise District-wise Farm Harvest Prices of Principal Crops in India - Tamil Nadu (Rs./Quintal)**

Crop Name	Variety	Year	Season	Krishnagiri	Madurai	Nagapattinam	Namakkal	Nilgiris	Perambalur	Pudukkottai	Ramanathapuram
Arecanut	-	2022-23	All Season	53000	53000	-	53000	53000	52000	52000	-
Bajra	-	2022-23	Kharif	2868	3133	3242	4732	3402	3102	3242	3400
Banana	-	2022-23	All Season	3148	2787	2555	2680	2800	3027	2850	2500
Barley	-	2022-23	Rabi	7854	6402	-	-	-	3000	-	-
Cashewnut	-	2022-23	All Season	69000	71750	72000	69000	72500	69000	72000	62563
Castorseed	-	2022-23	All Season	6123	6111	-	6101	6158	6320	-	-
Chilli	-	2022-23	All Season	18593	21118	26183	18593	23902	23811	22000	20613
Coconut	With husk	2022-23	All Season	1179*	1785*	2284*	1835*	1535*	1286*	1256*	1386*
Cotton	-	2022-23	All Season	6900	9700	6913	6900	6952	6913	6913	7137
Gram	-	2022-23	Rabi	6578	6415	-	8609	7003	-	-	7350
GroundNut	-	2022-23	Rabi	4700	10520	7563	5964	-	7563	7563	7530
Jowar	-	2022-23	Kharif	3156	3399	-	2769	3688	3320	3714	3400
Maize	-	2022-23	Kharif	2589	2712	3402	2427	2921	3092	3402	2368
Paddy	-	2022-23	All Season	1988	1792	1965	1722	2082	2374	2160	1935
Pepper	-	2022-23	All Season	-	-	-	56455	61000	-	56455	-
Potato	-	2022-23	All Season	2392	2953	-	2294	1900	2284	2802	3282
Ragi	-	2022-23	All Season	3146	3057	3055	3146	3344	2800	3055	3217
Rape/Mustard	-	2022-23	Rabi	9500	9412	-	-	8800	-	-	-
Rice	-	2022-23	All Season	3864	4265	4118	3487	5721	4175	4736	4231
Sesamum	-	2022-23	Kharif	15287	13995	12730	12659	14997	12730	12730	12053
SugarRaw	-	2022-23	All Season	4622	4441	5150	4250	4526	3000	3000	4495
Sunflower	-	2022-23	All Season	-	7726	-	6243	-	5822	5822	6586
Turmeric	-	2022-23	All Season	13088	10424	-	16383	12923	15107	13963	10424
Wheat	-	2022-23	Rabi	3587	3173	-	-	3684	3000	-	-

**Table 4.26 Crop-wise District-wise Farm Harvest Prices of Principal Crops in India - Tamil Nadu (Rs./Quintal)**

Crop Name	Variety	Year	Season	Salem	Sivaganga	Thanjavur	Theni	Thirunelveli	Thiruvannamalai	Thiruvarur	Thoothukudi
Arecanut	-	2022-23	All Season	53000	-	52000	53000	53000	53000	52000	-
Bajra	-	2022-23	Kharif	2758	4927	3242	3133	2680	3640	3242	2680
Banana	-	2022-23	All Season	2680	2787	2939	2787	2600	3000	2950	2600
Barley	-	2022-23	Rabi	-	-	7713	-	6382	-	-	-
Cashewnut	-	2022-23	All Season	69000	62563	72000	71750	62563	86367	72000	62563
Castorseed	-	2022-23	All Season	6101	6114	-	6111	-	6511	-	6158
Chilli	-	2022-23	All Season	18593	22192	21109	23287	21514	18593	23905	20248
Coconut	With husk	2022-23	All Season	1541*	1785*	1400*	1250*	1108*	2513*	2284*	1535*
Cotton	-	2022-23	All Season	6900	7137	6913	9700	7932	7071	6913	7932
Gram	-	2022-23	Rabi	6390	6415	6884	-	6983	6702	7732	8675
GroundNut	-	2022-23	Rabi	6748	6562	7563	11136	6562	6748	7563	6562
Jowar	-	2022-23	Kharif	2769	2924	37147	3399	3603	3920	-	3603
Maize	-	2022-23	Kharif	2438	2712	3402	2670	2487	3375	3402	2472
Paddy	-	2022-23	All Season	2349	1853	2034	1792	2082	1607	2070	2082
Pepper	-	2022-23	All Season	56455	-	56455	57146	-	56455	-	-
Potato	-	2022-23	All Season	2600	2953	2765	2851	2416	2329	2310	2448
Ragi	-	2022-23	All Season	3146	3295	3055	3159	3539	3884	3055	2986
Rape/Mustard	-	2022-23	Rabi	8500	-	8767	8406	9750	-	9530	8900
Rice	-	2022-23	All Season	3573	4008	4828	3946	4077	3439	4629	4071
Sesamum	-	2022-23	Kharif	12659	13995	12730	13943	14997	-	12730	14997
SugarRaw	-	2022-23	All Season	3976	4441	4319	4441	4480	4698	4406	4545
Sunflower	-	2022-23	All Season	6243	-	5822	6563	6922	6243	-	6358
Turmeric	-	2022-23	All Season	16383	10424	13963	12958	15888	12267	15411	12795
Wheat	-	2022-23	Rabi	3350	-	3520	3806	3245	-	3440	3159

**Table 4.26 Crop-wise District-wise Farm Harvest Prices of Principal Crops in India - Tamil Nadu (Rs./Quintal)**

Crop Name	Variety	Year	Season	Tiruchirappalli	Tiruppur	Tiruvallur	Vellore	Viluppuram	Virudhunagar	State Wtd Average
Areca nut	-	2022-23	All Season	52000	52000	-	-	-	53000	52655
Bajra	-	2022-23	Kharif	3102	3072	2589	3000	3774	2330	3378
Banana	-	2022-23	All Season	3027	2800	3501	3000	3117	3335	2946
Barley	-	2022-23	Rabi	6850	-	-	6700	-	-	6422
Cashewnut	-	2022-23	All Season	69000	70000	69373	-	73383	62563	71433
Castor seed	-	2022-23	All Season	6320	6123	-	6511	-	6114	6154
Chilli	-	2022-23	All Season	21030	24299	23905	21158	19848	18991	20400
Coconut	With husk	2022-23	All Season	1611*	1523*	2000*	1275*	3200*	1519*	1507*
Cotton	-	2022-23	All Season	6913	7000	-	7071	7071	7137	7517
Gram	-	2022-23	Rabi	8619	7207	-	7353	-	8125	8002
Groundnut	-	2022-23	Rabi	7466	8902	7511	5272	7511	7530	6892
Jowar	-	2022-23	Kharif	3320	4117	-	4516	4516	4209	3236
Maize	-	2022-23	Kharif	3092	2825	2630	2781	2543	2495	2726
Paddy	-	2022-23	All Season	2374	2106	2112	1607	1973	1792	1995
Pepper	-	2022-23	All Season	56455	-	-	50000	-	-	57217
Potato	-	2022-23	All Season	3323	2313	2988	2453	1564	2998	2597
Ragi	-	2022-23	All Season	3600	3638	3035	2903	4400	3295	3168
Rape/Mustard	-	2022-23	Rabi	8174	9200	-	8760	8211	-	9495
Rice	-	2022-23	All Season	4203	5279	3497	3904	3906	4393	4147
Sesamum	-	2022-23	Kharif	12868	14431	12772	13121	13117	12053	13072
Sugar Raw	-	2022-23	All Season	4013	4852	4625	4429	4850	4013	4516
Sunflower	-	2022-23	All Season	6822	6243	6460	6460	6460	6586	6600
Turmeric	-	2022-23	All Season	15107	14911	-	13325	10549	13123	13945
Wheat	-	2022-23	Rabi	3136	-	3000	-	-	-	3422

**Table 4.27 Crop-wise District-wise Farm Harvest Prices of Principal Crops in India - Telangana (Rs./Quintal)**

Crop Name	Variety	Year	Season	Adilabad	Bhadradri	Jagtial	Jangaon	Jayashankar	Jogulamb a	Kamareddy	Karimnagar
Bajra	-	2022-23	Rabi	-	-	2450	-	-	2491	-	-
			Kharif	-	-	-	-	2524	2471	-	-
Castorseed	-	2022-23	Rabi	4907	4892	-	4950	4902	4994	4892	4877
			Kharif	4955	-	4935	5105	4925	4955	5018	-
Chilli	Dry	2022-23	Rabi	14695	14724	14608	14594	14709	14486	14478	14507
			Kharif	14652	14464	14465	14897	14760	14546	14652	14539
Cotton	-	2022-23	Rabi	6501	6482	6508	6559	6495	6617	6482	6463
			Kharif	6525	6565	6535	6765	6525	6566	6649	6546
Gram	-	2022-23	Rabi	5500	5655	5835	5998	5925	5092	5734	5378
			Kharif	4975	-	-	5206	-	-	-	-
GroundNut	-	2022-23	Rabi	6123	6105	6129	6177	6117	6232	6105	6087
			Kharif	6080	6065	-	6371	6085	6183	-	6165
Jowar	-	2022-23	Rabi	3256	3247	3259	3285	3253	3314	3247	-
			Kharif	3225	3235	-	3388	3300	3288	3330	3279
Maize	-	2022-23	Kharif	1792	1800	1805	1871	1825	1816	1839	1810
			Rabi	1798	1793	1800	1814	1796	1830	1793	1787
Paddy	-	2022-23	Rabi	1934	1928	1936	1951	1932	1969	1928	1923
			Kharif	1932	1988	1975	2012	2010	1983	1978	1948
Ragi	-	2022-23	Kharif	-	-	-	-	3003	-	-	-
			Rabi	-	-	-	-	3015	-	-	-
Sesamum	-	2022-23	Rabi	8440	8415	8448	8515	8432	8590	8415	8390
			Kharif	-	8405	-	8782	-	8523	-	-
Soyabean	-	2022-23	Rabi	4967	-	-	-	4962	5055	4952	-
			Kharif	4968	-	4945	5168	4982	5016	5079	5001
Sugarcane	-	2022-23	Kharif	368	363	363	-	-	-	368	-
Sunflower	-	2022-23	Rabi	6284	6265	6290	6340	-	6395	6265	6246
			Kharif	-	-	-	6538	-	6346	-	6327
Tobacco	Calcattia	2022-23	Rabi	-	10982	-	11113	-	11211	-	-
			Kharif	-	-	-	-	-	9992	10119	-
			Rabi	-	9865	-	-	-	-	9806	9835
Turmeric	-	2022-23	Rabi	-	-	-	-	-	-	6533	-
			Kharif	6611	6527	6527	6722	6660	-	6611	6561



**Table 4.27 Crop-wise District-wise Farm Harvest Prices of Principal Crops in India - Telangana (Rs./Quintal)**

Crop Name	Variety	Year	Season	Khammam	Komaram Bheem	Mahabubabad	Mahabubnagar	Mancheri al	Medak	Medchal Malkajgir	Nagarkurnool
Bajra	-	2022-23	Rabi	-	-	2471	-	-	2428	2423	2481
			Kharif	-	2448	-	-	-	2551	2578	2459
Castorseed	-	2022-23	Rabi	-	-	-	4911	-	4868	-	4974
			Kharif	-	-	5091	4926	-	5115	-	4931
Chilli	Dry	2022-23	Rabi	14634	14551	14738	14584	14493	14536	14767	14562
			Kharif	14551	14666	14499	14530	14579	14681	-	14572
Cotton	-	2022-23	Rabi	6533	6437	-	6508	-	6450	6437	6591
			Kharif	6623	6485	6745	6527	6535	6776	6848	6533
Gram	-	2022-23	Rabi	5028	5600	5330	5008	5700	5425	4954	5073
			Kharif	-	-	-	-	-	5216	-	-
GroundNut	-	2022-23	Rabi	6153	6062	6183	6129	6099	6074	-	6208
			Kharif	6238	6075	6353	6147	-	6383	-	6153
Jowar	-	2022-23	Rabi	3272	3224	3288	3259	3243	3230	3224	3301
			Kharif	3317	3240	3378	3269	3245	3395	3430	3272
Maize	-	2022-23	Kharif	1832	1805	1866	1805	1815	1874	1894	1807
			Rabi	1807	1780	1816	1800	1791	1784	1780	1823
Paddy	-	2022-23	Rabi	1944	1915	1953	1936	1926	1919	1915	1961
			Kharif	1970	1990	2007	1942	1995	2016	2037	1944
Ragi	-	2022-23	Kharif	-	3005	-	3030	-	-	-	3033
			Rabi	-	-	-	3021	-	-	-	3060
Sesamum	-	2022-23	Rabi	8482	8357	8523	-	8407	8373	-	8557
			Kharif	8598	8355	8757	8473	8380	-	-	8482
Soyabean	-	2022-23	Rabi	4991	4918	-	-	-	4927	-	-
			Kharif	5060	4945	-	-	4960	5178	-	4991
Sugarcane	-	2022-23	Kharif	366	368	364	365	-	369	-	366
Sunflower	-	2022-23	Rabi	6315	6225	4739	6290	6259	6234	6222	6383
			Kharif	-	-	-	-	-	6551	6619	-
Tobacco	Calcattia	2022-23	Rabi	-	-	-	-	-	-	-	-
			Kharif	-	-	10265	-	-	-	-	-
			Rabi	9943	-	9992	-	-	-	-	-
Turmeric	-	2022-23	Rabi	-	6566	-	6703	-	-	-	-
			Kharif	6566	6618	6542	6557	6579	6624	-	6576

**Table 4.27 Crop-wise District-wise Farm Harvest Prices of Principal Crops in India - Telangana (Rs./Quintal)**

Crop Name	Variety	Year	Season	Nalgonda	Nirmal	Nizamabad	Peddapalli	Rajanna	Rangareddy	Sangareddy	Siddipet
Bajra	-	2022-23	Rabi	2471	2462	2423	2438	-	2464	-	2452
			Kharif	2455	-	2700	-	-	2534	2527	2534
Castorseed	-	2022-23	Rabi	4955	4939	4858	-	4882	4940	4916	4916
			Kharif	4921	-	4935	4928	5004	5081	5067	5081
Chilli	Dry	2022-23	Rabi	14577	14637	14464	14565	14652	14450	14623	14681
			Kharif	14525	-	14587	-	14515	14493	14738	14500
Cotton	-	2022-23	Rabi	6566	6540	-	6476	6469	6546	6514	6514
			Kharif	6521	6560	6600	6620	6630	6733	6713	6733
Gram	-	2022-23	Rabi	5053	5800	5750	5930	5845	5038	5330	5835
			Kharif	5018	5015	-	-	-	5181	5167	5181
GroundNut	-	2022-23	Rabi	6183	6159	6062	6099	6093	6165	6135	6135
			Kharif	6141	6095	6100	6080	6244	6341	6323	6341
Jowar	-	2022-23	Rabi	3288	3275	3224	-	3240	3279	3263	3263
			Kharif	3266	3425	3500	-	3321	3372	3362	3372
Maize	-	2022-23	Kharif	1803	1805	1825	1795	1834	1862	1857	1862
			Rabi	1816	1809	1780	1791	1789	1810	1802	1802
Paddy	-	2022-23	Rabi	1953	1946	1915	1926	1925	1948	1938	1938
			Kharif	1940	1945	1995	1955	1972	2003	1997	2003
Ragi	-	2022-23	Kharif	3027	-	-	3015	-	3126	3117	-
			Rabi	-	-	-	-	-	-	-	-
Sesamum	-	2022-23	Rabi	8523	8490	8357	8407	8393	-	8457	8457
			Kharif	-	-	-	-	-	8740	8715	8740
Soyabean	-	2022-23	Rabi	-	4996	4918	4947	-	5001	4976	4976
			Kharif	-	5020	5025	5022	5065	5143	5129	5143
Sugarcane	-	2022-23	Kharif	365	-	366	-	365	364	370	364
Sunflower	-	2022-23	Rabi	6346	6321	6222	6259	6253	6327	6296	6296
			Kharif	6302	-	-	-	-	6507	6489	6507
Tobacco	Calcattia	2022-23	Rabi	-	11080	10906	-	-	-	-	11037
			Kharif	-	-	-	-	-	-	-	-
			Rabi	-	-	-	-	-	-	9913	-
Turmeric	-	2022-23	Rabi	-	6605	6527	-	-	-	6598	-
			Kharif	6554	6585	6582	6533	6550	6540	6650	-

**Table 4.27 Crop-wise District-wise Farm Harvest Prices of Principal Crops in India - Telangana (Rs./Quintal)**

Crop Name	Variety	Year	Season	Suryapet	Vikarabad	Wanaparth hy	Warangal Rural	Yadadri	State Wtd Average
Bajra	-	2022-23	Rabi	2476	2442	-	2430	-	2427
			Kharif	-	2486	2488	-	-	2466
Castorseed	-	2022-23	Rabi	4965	4897	4945	4873	4960	4978
			Kharif	-	4984	4989	-	5149	4940
Chilli	Dry	2022-23	Rabi	14605	14868	14519	14522	14753	14673
			Kharif	14565	14507	14774	14491	14637	14547
Cotton	-	2022-23	Rabi	6578	6488	6553	6456	6572	6514
			Kharif	6566	6604	6610	6617	6822	6593
Gram	-	2022-23	Rabi	5063	-	5043	5450	5855	5417
			Kharif	-	5083	-	-	-	5081
GroundNut	-	2022-23	Rabi	6195	6111	6171	6081	6189	6190
			Kharif	6183	6220	6226	6232	6425	6202
Jowar	-	2022-23	Rabi	3295	3250	3282	3234	3296	3255
			Kharif	3288	3308	3311	3314	3417	3287
Maize	-	2022-23	Kharif	1816	1826	1828	1830	1887	1830
			Rabi	1819	1795	1812	1786	1818	1800
Paddy	-	2022-23	Rabi	1957	1930	1949	1921	1955	1939
			Kharif	1953	1965	1967	1969	2030	1977
Ragi	-	2022-23	Kharif	-	3066	3069	-	-	3036
			Rabi	3054	3012	3042	2997	-	3027
Sesamum	-	2022-23	Rabi	8570	8423	8507	8382	8532	8602
			Kharif	-	8573	-	-	8857	8481
Soyabean	-	2022-23	Rabi	-	4957	5006	4932	5021	5811
			Kharif	-	5045	5050	5055	5212	5032
Sugarcane	-	2022-23	Kharif	-	364	371	-	368	368
Sunflower	-	2022-23	Rabi	-	6271	6333	6240	6352	6241
			Kharif	6346	-	-	-	-	6414
Tobacco	Calcattia	2022-23	Rabi	-	-	-	-	-	11117
			Kharif	-	-	-	-	-	10018
			Rabi	10011	-	-	9825	10001	9857
Turmeric	-	2022-23	Rabi	-	6709	-	6553	-	6624
			Kharif	6572	6546	-	6539	-	-

**Table 4.28 Crop-wise District-wise Farm Harvest Prices of Principal Crops in India - Tripura (Rs./Quintal)**

Crop Name	Variety	Year	Season	Tripura	State Wtd Average
Maize	-	2022-23	All Season	2867	2867
			Autumn	1770	1770
			Winter	1918	1918
Paddy	-	2022-23	Summer	1890	1890
Potato	-	2022-23	All Season	1793	1793
Rape/Mustard	-	2022-23	All Season	4567	4567
TurArhar	-	2022-23	All Season	8819	8819

**Table 4.29 Crop-wise District-wise Farm Harvest Prices of Principal Crops in India - Uttar Pradesh (Rs./Quintal)**

Crop Name	Variety	Year	Season	Agra	Aligarh	Auraiya	Azamgarh	Bagpat	Bahraich	Balrampur	Banda
Bajra	-	2022-23	Kharif	2087	1739	1933	-	-	-	-	-
Barley	-	2022-23	Rabi	2491	1952	-	-	-	-	-	-
Gram	-	2022-23	Rabi	5572	-	-	-	-	-	-	5344
GroundNut	-	2022-23	Kharif	6373	-	-	-	-	-	-	-
Jowar	-	2022-23	Kharif	2948	-	-	-	-	-	-	-
Linseed	-	2022-23	Rabi	-	-	-	-	-	-	-	5455
Maize	-	2022-23	Kharif	2250	1859	-	1926	-	1797	-	-
Paddy	-	2022-23	Kharif	3288	2473	1914	2091	-	1912	-	-
Potato	-	2022-23	Rabi	1532	767	1027	-	-	-	-	-
Rape/Mustard	-	2022-23	Rabi	6388	5162	6819	-	4950	-	5498	-
Sesamum	-	2022-23	Kharif	10605	-	-	-	-	-	-	7900
Sugarcane	-	2022-23	Kharif	-	-	-	337	-	340	-	-
SugarRaw	-	2022-23	All Season	-	-	-	5645	-	3873	-	-
TurArhar	-	2022-23	Rabi	-	-	6819	11139	-	6932	8054	7100
Turmeric	-	2022-23	Rabi	-	-	-	-	-	1450	-	-
Wheat	-	2022-23	Rabi	2141	2177	2028	2193	2300	2173	2096	2169

**Table 4.29 Crop-wise District-wise Farm Harvest Prices of Principal Crops in India - Uttar Pradesh (Rs./Quintal)**

Crop Name	Variety	Year	Season	Barabanki	Basti	Bijnor	Chitrakoot	Etawah	Fatehpur	Firozabad	Gautam Budha Nagar
Bajra	-	2022-23	Kharif	-	-	-	2075	1888	1715	-	-
Barley	-	2022-23	Rabi	-	-	-	1928	-	2103	-	-
Gram	-	2022-23	Rabi	-	-	-	-	-	4809	-	-
GroundNut	-	2022-23	Kharif	-	-	-	-	-	-	-	-
Jowar	-	2022-23	Kharif	-	-	-	2263	-	1718	-	-
Linseed	-	2022-23	Rabi	-	-	-	5363	-	-	-	-
Maize	-	2022-23	Kharif	-	-	-	-	1888	-	-	-
Paddy	-	2022-23	Kharif	-	2010	2182	2175	1845	1624	-	-
Potato	-	2022-23	Rabi	-	-	-	-	603	811	-	-
Rape/Mustard	-	2022-23	Rabi	-	-	-	-	5235	6298	-	2325
Sesamum	-	2022-23	Kharif	-	-	-	10500	-	9414	-	-
Sugarcane	-	2022-23	Kharif	-	-	271	-	-	-	-	-
SugarRaw	-	2022-23	All Season	-	-	3262	-	-	-	-	-
TurArhar	-	2022-23	Rabi	-	-	-	7231	-	5741	6664	-
Turmeric	-	2022-23	Rabi	-	-	-	-	-	-	-	-
Wheat	-	2022-23	Rabi	1875	2023	2143	2144	2036	2048	-	2085

**Table 4.29 Crop-wise District-wise Farm Harvest Prices of Principal Crops in India - Uttar Pradesh (Rs./Quintal)**

Crop Name	Variety	Year	Season	Gonda	Hamirpur	Hardoi	Jyotiba Phule Nagar	Kanpur Dehat	Kheri	Mahoba	Mainpuri
Bajra	-	2022-23	Kharif	-	-	-	-	1834	-	-	-
Barley	-	2022-23	Rabi	-	1763	-	-	2106	-	2319	-
Gram	-	2022-23	Rabi	-	-	-	-	4841	-	-	-
GroundNut	-	2022-23	Kharif	-	-	6353	-	-	-	5775	-
Jowar	-	2022-23	Kharif	-	2894	3539	-	2544	-	2050	-
Linseed	-	2022-23	Rabi	-	7119	-	-	-	-	6038	-
Maize	-	2022-23	Kharif	1986	-	1844	-	1848	-	-	-
Paddy	-	2022-23	Kharif	1878	-	1619	2121	1600	-	-	-
Potato	-	2022-23	Rabi	-	-	1007	-	926	-	-	-
Rape/Mustard	-	2022-23	Rabi	6426	5038	5497	-	5202	6645	5844	6700
Sesamum	-	2022-23	Kharif	-	7644	7307	-	-	-	9750	-
Sugarcane	-	2022-23	Kharif	344	-	335	262	-	-	-	-
SugarRaw	-	2022-23	All Season	3898	-	4607	3118	-	-	-	-
TurArhar	-	2022-23	Rabi	-	6219	8056	-	7494	-	5131	-
Turmeric	-	2022-23	Rabi	-	-	-	-	-	1545	-	-
Wheat	-	2022-23	Rabi	1877	1700	2168	2092	2035	1960	1975	-

**Table 4.29 Crop-wise District-wise Farm Harvest Prices of Principal Crops in India - Uttar Pradesh (Rs./Quintal)**

Crop Name	Variety	Year	Season	Mathura	Mau	Meerut	Mirzapur	Moradab ad	Muzaffar nagar	Pratapgar h	Prayagraj
Bajra	-	2022-23	Kharif	-	-	-	-	-	-	-	-
Barley	-	2022-23	Rabi	-	-	-	-	-	-	-	-
Gram	-	2022-23	Rabi	-	-	-	4612	-	-	4175	-
GroundNut	-	2022-23	Kharif	-	-	-	-	-	-	-	-
Jowar	-	2022-23	Kharif	-	-	-	-	-	-	-	-
Linseed	-	2022-23	Rabi	-	-	-	-	-	-	-	-
Maize	-	2022-23	Kharif	-	-	-	-	-	-	-	-
Paddy	-	2022-23	Kharif	-	-	-	-	-	-	-	-
Potato	-	2022-23	Rabi	1186	1514	656	-	-	1397	1056	1063
Rape/Mustard	-	2022-23	Rabi	6534	-	4669	4262	4781	5985	-	-
Sesamum	-	2022-23	Kharif	-	-	-	-	-	-	-	-
Sugarcane	-	2022-23	Kharif	-	-	-	-	-	-	-	-
SugarRaw	-	2022-23	All Season	-	-	-	-	-	-	-	-
TurArhar	-	2022-23	Rabi	-	-	-	4994	-	-	6056	6081
Turmeric	-	2022-23	Rabi	-	-	-	-	-	-	-	-
Wheat	-	2022-23	Rabi	2138	-	2275	1777	2018	2129	1925	1906



**Table 4.29 Crop-wise District-wise Farm Harvest Prices of Principal Crops in India - Uttar Pradesh (Rs./Quintal)**

Crop Name	Variety	Year	Season	Raebareli	Saharanpur	Sant Ravidas Nagar	Shrawasti	Sitapur	Sonbhadra	Sultanpur	Unnao
Bajra	-	2022-23	Kharif	-	-	-	-	-	-	-	-
Barley	-	2022-23	Rabi	-	-	-	-	-	-	-	-
Gram	-	2022-23	Rabi	-	-	-	-	-	3723	-	-
GroundNut	-	2022-23	Kharif	-	-	-	-	6357	-	-	-
Jowar	-	2022-23	Kharif	-	-	-	-	3542	-	1534	2789
Linseed	-	2022-23	Rabi	-	-	-	-	-	3968	-	-
Maize	-	2022-23	Kharif	-	-	-	1876	2120	-	-	1869
Paddy	-	2022-23	Kharif	-	-	-	1812	1570	-	2014	1976
Potato	-	2022-23	Rabi	-	-	-	-	929	-	1044	-
Rape/Mustard	-	2022-23	Rabi	-	-	-	7005	-	3477	-	4854
Sesamum	-	2022-23	Kharif	-	-	-	-	7321	-	-	7429
Sugarcane	-	2022-23	Kharif	-	-	-	-	313	-	395	-
SugarRaw	-	2022-23	All Season	-	-	-	-	3994	-	3950	-
TurArhar	-	2022-23	Rabi	10047	-	-	7836	-	3769	-	-
Turmeric	-	2022-23	Rabi	-	-	-	-	2020	-	-	-
Wheat	-	2022-23	Rabi	-	2067	2140	2106	2088	1673	1924	1994

**Table 4.29 Crop-wise District-wise Farm Harvest Prices of Principal Crops in India - Uttar Pradesh (Rs./Quintal)**

Crop Name	Variety	Year	Season	Varanasi	State Wtd Average
Bajra	-	2022-23	Kharif	2294	1926
Barley	-	2022-23	Rabi	-	2440
Gram	-	2022-23	Rabi	-	4979
GroundNut	-	2022-23	Kharif	-	6088
Jowar	-	2022-23	Kharif	2870	2567
Linseed	-	2022-23	Rabi	-	5384
Maize	-	2022-23	Kharif	1891	1872
Paddy	-	2022-23	Kharif	1960	1919
Potato	-	2022-23	Rabi	1291	1135
Rape/Mustard	-	2022-23	Rabi	-	5823
Sesamum	-	2022-23	Kharif	-	8046
Sugarcane	-	2022-23	Kharif	-	300
SugarRaw	-	2022-23	All Season	-	3262
TurArhar	-	2022-23	Rabi	7491	6668
Turmeric	-	2022-23	Rabi	-	1548
Wheat	-	2022-23	Rabi	1857	2044

**Table 4.30 Crop-wise District-wise Farm Harvest Prices of Principal Crops in India - Uttarakhand (Rs./Quintal)**

Crop Name	Variety	Year	Season	Almora	Bageshwar	Chamoli	Champawat	Dehradun	Garhwal (pauri)	Haridwar	Nanital
Barley	-	2022-23	Rabi	2050	2000	1983	2280	2184	2252	-	2171
Ginger	-	2022-23	Kharif	6000	-	-	5500	8400	-	-	9250
Gram	-	2022-23	Rabi	-	-	-	-	-	-	-	6246
GroundNut	-	2022-23	Kharif	-	-	-	-	-	-	6366	-
Maize	-	2022-23	Kharif	3260	-	-	2271	2333	2517	1919	-
Paddy	-	2022-23	Kharif	1999	2161	1996	2136	2197	2304	2001	2091
Potato	Hills	2022-23	Kharif	-	-	2060	-	2920	2257	-	-
			Rabi	2120	2333	-	2060	2800	2025	-	2500
			Rabi	-	-	-	-	2800	-	-	2500
Ragi	-	2022-23	Kharif	2579	2800	2265	2394	3700	3368	-	2754
Rape/Mustard	-	2022-23	Rabi	-	-	-	-	5476	-	-	-
Sesamum	-	2022-23	Kharif	-	-	-	-	-	-	8302	-
Soyabean	-	2022-23	Kharif	-	-	8000	8000	-	-	-	9093
Sugarcane	-	2022-23	Kharif	-	-	-	-	-	-	406	-
Wheat	-	2022-23	Rabi	2179	2116	2159	2145	2173	2274	2286	2202

**Table 4.30 Crop-wise District-wise Farm Harvest Prices of Principal Crops in India - Uttrakhand (Rs./Quintal)**

Crop Name	Variety	Year	Season	Pitthoragarh	Rudra Prayag	Tihri Garhwal	Udam Singh Nagar	Uttarkashi	State Wtd Average
Barley	-	2022-23	Rabi	2040	1856	2073	-	2177	2088
Ginger	-	2022-23	Kharif	6200	-	7500	-	-	7245
Gram	-	2022-23	Rabi	-	-	-	-	-	6246
GroundNut	-	2022-23	Kharif	-	-	-	-	-	6366
Maize	-	2022-23	Kharif	2500	-	2300	1631	2800	2509
Paddy	-	2022-23	Kharif	2263	1926	2251	1912	2235	2154
Potato	Hills	2022-23	Kharif	3250	1967	2338	-	2500	2446
			Rabi	2383	-	2100	878	2000	2238
		2022-23	Rabi	-	-	-	-	-	2374
Ragi	-	2022-23	Kharif	2753	2227	2904	-	2547	2681
Rape/Mustard	-	2022-23	Rabi	-	-	-	5074	-	5097
Sesamum	-	2022-23	Kharif	-	-	-	-	-	-
Soyabean	-	2022-23	Kharif	7333	-	7500	-	-	7903
Sugarcane	-	2022-23	Kharif	-	-	-	295	-	-
Wheat	-	2022-23	Rabi	2237	1987	2189	2240	2277	2230

**Note:-**

\* - Rs. Per 100 Nos

\*\* - Rs. Per 1000 Nos

# *APPENDICES*

*परिशिष्ट*

**FORM for Collecting Farm Harvest Prices**

VILLAGE:

CIRCLE:

TALUKA:

DISTRICT:

PRICE PREVAILING ON .....

COMMODITY	QUALITY	WHOLESALE PRICE (RS. PER QUINTAL)
-----------	---------	--------------------------------------

1.

2.

3.

NAME OF THE REPORTER:

DUE DATE:

DESIGNATION:

DATE OF DESPATCH:

REASON FOR DELAY:

DATE OF RECEIPT:

SIGNATURE OF REPORTER:

DEPTT. HEADQUARTERS:

**Harvesting Season of Principal Crops in Major Growing States**  
**प्रमुख उत्पादक राज्यों में प्रमुख फसलों की कटाई का मौसम**

STATE राज्य	PADDY/RICE धान/चावल (KHARIF) (खरीफ)	PADDY/RICE धान/चावल (RABI) (रबी)	PADDY/RICE धान/चावल (SUMMER) (ग्रीष्म)
Andhra Pradesh आंध्र प्रदेश	Nov – Dec नव. - दिसं.	Mar - Apr मार्च - अप्रै.	Jul – Aug जुल. - अग.
Assam असम	Jun - July जून - जुल.	Nov – Dec नव. - दिसं.	May- Jun मई- जून
Bihar बिहार	Sep – Oct सितं. - अक्टू.	Apr – May अप्रै. - मई	Jul – Aug जुल. - अग.
Gujarat गुजरात	Oct – Nov अक्टू. - नव.		
Haryana हरियाणा	Sep – Nov सितं. - नव.		
Himachal Pradesh हिमाचल प्रदेश	Oct अक्टू.		
Jammu & Kashmir जम्मू और कश्मीर	Sep – Oct सितं. - अक्टू.		
Karnataka कर्नाटक	Sep – Oct सितं. - अक्टू.	Jan – Feb जन. - फर.	May – Jun मई - जून
Kerala केरल	Sep – Oct सितं. - अक्टू.	Dec –Jan दिसं. -जन.	Mar – Apr मार्च - अप्रै.
Madhya Pradesh मध्य प्रदेश	Oct – Nov अक्टू. - नव.		
Maharashtra महाराष्ट्र	Oct – Nov अक्टू. - नव.		
Meghalaya मेघालय			
Nagaland नागालैंड			
Odisha ओडिशा	Sep – Oct सितं. - अक्टू.	Nov –Dec नव. -दिसं.	Apr – May अप्रै. - मई
Punjab पंजाब	Oct – Nov अक्टू. - नव.		

**Harvesting Season of Principal Crops in Major Growing States**  
**प्रमुख उत्पादक राज्यों में प्रमुख फसलों की कटाई का मौसम**

STATE राज्य	PADDY/RICE धान/चावल (KHARIF) (खरीफ)	PADDY/RICE धान/चावल (RABI) (रबी)	PADDY/RICE धान/चावल (SUMMER) (ग्रीष्म)
Rajasthan राजस्थान	Oct – Nov अक्टू. - नव.		
Tamilnadu तमिलनाडु	Jun – July जून. - जुल.	Jan – Feb जन. - फर.	May – Jun मई - जून
Telangana तेलंगाना	Nov – Dec नव. - दिसं.	Mar – Apr मार्च - अप्रै.	
Uttar Pradesh उत्तर प्रदेश	Sep – Nov सितं. - नव.	Apr – May अप्रै. - मई	
Uttarakhand उत्तराखंड	Sep – Oct सितं. - अक्टू.		
West Bengal पश्चिम बंगाल	Aug – Nov अग. - नव.		Apr – May अप्रै. - मई
ALL - INDIA अखिल भारत	Sep – Jan सितं. - जन.	Apr – May अप्रै. - मई	



**Harvesting Season of Principal Crops in Major Growing States**  
**प्रमुख उत्पादक राज्यों में प्रमुख फसलों की कटाई का मौसम**

STATE राज्य	BAJRA बाजरा (KHARIF) (खरीफ)	BAJRA बाजरा (SUMMER) (ग्रीष्म)	WHEAT गेहूं (RABI) (रबी)
Andhra Pradesh आंध्र प्रदेश	Sep – Oct सितं. - अक्टू.	April अप्रैल	
Assam असम			Mar(E)- Apr(E) मार्च (ई) - अप्रै. (ई)
Bihar बिहार			Mar(E)- Apr(E) मार्च (ई) - अप्रै. (ई)
Gujarat गुजरात	Sep(M)- Oct(M) सितं. (एम) अक्टू. (एम)	May(M)- Jun(E) मई (एम) - जून (ई)	Feb(E) -Mar(E) फर. (ई) - मार्च (ई)
Haryana हरियाणा	Sep(E)- Sep(L) सितं. (ई) - सितं. (एल)		Apr(B)- May(B) अप्रै. (बी) - मई (बी)
Himachal Pradesh हिमाचल प्रदेश			Apr (M) - Jun(E) अप्रै. (एम) - जून (ई)
Jammu & Kashmir जम्मू और कश्मीर			Apr (E) - Jun(E) अप्रै. (ई) - जून (ई)
Karnataka कर्नाटक	Sep(L)- Oct(M) सितं. (एल) - अक्टू. (एम)	Apr(L)-May(E) अप्रै. (एल) - मई (ई)	Feb(B) - Mar(E) फर. (बी) - मार्च (ई)
Kerala केरल			
Madhya Pradesh मध्य प्रदेश	Oct(E)- Oct(L) अक्टू. (ई) - अक्टू. (एल)	Jun(E) – Jun(M) जून (ई) - जून (एम)	Feb (E)– March(M) फर. (ई) - मार्च (एम)
Maharashtra महाराष्ट्र	Sep(L)-Oct(E) सितं. (एल) - अक्टू. (ई)	May(E) – May(M) मई (ई) - मई (एम)	Feb(B)– Mar(E) फर. (बी) - मार्च (ई)

**Source:-Agricultural Statistics at a Glance 2022**

स्रोत:कृषि सांख्यिकी एक झलक 2022

**B: Beginning, E: Early, M: Middle, L: Late**

बी: प्रारंभिक, ई: पूर्व, एम: मध्य, एल: पश्चात

**Harvesting Season of Principal Crops in Major Growing States**  
**प्रमुख उत्पादक राज्यों में प्रमुख फसलों की कटाई का मौसम**

STATE राज्य	BAJRA बाजरा (KHARIF) (खरीफ)	BAJRA बाजरा (SUMMER) (ग्रीष्म)	WHEAT गेहूं (RABI) (रबी)
Meghalaya मेघालय			
Nagaland नागालैंड			
Odisha ओडिशा			Mar - Apr मार्च - अप्रै.
Punjab पंजाब	Oct(M) – Oct (L) अक्टू. (एम) -अक्टू. (एल)		Apr(M)-May(B) अप्रै. (एम) -मई (बी)
Rajasthan राजस्थान	Sep(L)- Oct(M) सितं. (एल) -अक्टू. (एम)	May(L) – Jun(M) मई (एल) – जून (एम)	Mar - Apr मार्च - अप्रै.
Tamilnadu तमिलनाडु	Sep(M) – Oct(M) सितं. (एम) – अक्टू. (एम)	May(M) – Jun(M) मई (एम) – जून (एम)	
Telangana तेलंगाना	Jul – Aug जुल. -अग.		
Uttar Pradesh उत्तर प्रदेश	Oct(E)- Oct(M) अक्टू. (ई) – अक्टू. (एम)	May(L) - Jun(E) मई (एल) – जून (ई)	Mar(M)- Apr(E) मार्च (एम) – अप्रै. (ई)
Uttarakhand उत्तराखंड			
West Bengal पश्चिम बंगाल			Mar(B)- Apr(B) मार्च (बी) – अप्रै. (बी)
ALL - INDIA अखिल भारत	Sep - Nov सितं. – नवं.	Apr – May अप्रै. – मई	Feb-Jun फर. – जून

**Harvesting Season of Principal Crops in Major Growing States**  
**प्रमुख उत्पादक राज्यों में प्रमुख फसलों की कटाई का मौसम**

STATE राज्य	ARHAR / TUR अरहर/तूर (Early Duration) (प्रारंभिक अवधि)	ARHAR / TUR अरहर/तूर (Mid Early Duration) (मध्यप्रारंभिक अवधि)	
Andhra Pradesh आंध्र प्रदेश	Nov(B)- Nov(M) नवं. (बी) - नवं. (एम)	Dec(M)- Dec(E) दिसं. (एम) - दिसं. (ई)	
Assam असम			
Bihar बिहार	Nov (B) - Nov(M) नवं. (बी) - नवं. (एम)		
Chattisgarh छत्तीसगढ़	Nov(B)- Nov(M) नवं. (बी) - नवं. (एम)		
Gujarat गुजरात	Nov(B)- Nov(M)नवं. (बी) - नवं. (एम)	Dec(M)- Dec (E) दिसं. (एम) - दिसं. (ई)	
Haryana हरियाणा	Oct (M) – Oct(E) अक्टू. (एम) - अक्टू. (ई)		
Himachal Pradesh हिमाचल प्रदेश			
Jammu & Kashmir जम्मू और कश्मीर			
Karnataka कर्नाटक	Nov(B)- Nov(M)नवं. (बी) - नवं. (एम)	Dec(M)- Dec(E) दिसं. (एम) - दिसं. (ई)	
Kerala केरल			
Madhya Pradesh मध्य प्रदेश	Nov(B)- Nov(M) नवं. (बी) - नवं. (एम)	Dec(M)- Dec(E) दिसं. (एम) - दिसं. (ई)	
Maharashtra महाराष्ट्र	Nov(B)- Nov(M) नवं. (बी) - नवं. (एम)	Dec(M)- Dec(E) दिसं. (एम) - दिसं. (ई)	
Meghalaya मेघालय			
Manipur मणिपुर			
Nagaland नागालैंड	Nov(B)- Nov(M) नवं. (बी) - नवं. (एम)		

**Harvesting Season of Principal Crops in Major Growing States**  
**प्रमुख उत्पादक राज्यों में प्रमुख फसलों की कटाई का मौसम**

STATE राज्य	ARHAR / TUR अरहर/तूर (Early Duration) (प्रारंभिक अवधि)	ARHAR / TUR अरहर/तूर (Mid Early Duration) (मध्यप्रारंभिक अवधि)	
Odisha ओडिशा	Nov(B)- Nov(M) नवं. (बी) - नवं. (एम)		
Punjab पंजाब	Oct (M) - Oct (E) अक्टू. (एम) - अक्टू. (ई)		
Jharkhand झारखंड	Nov(B)- Nov(M) नवं. (बी) - नवं. (एम)		
Rajasthan राजस्थान	Nov(B)- Nov(M) नवं. (बी) - नवं. (एम)		
Tamilnadu तमिलनाडु	Nov(B)- Nov(M) नवं. (बी) - नवं. (एम)	Dec(M) - Dec (E) दिसं. (एम) - दिसं. (ई)	
Tripura त्रिपुरा	Nov(B)- Nov(M) नवं. (बी) - नवं. (एम)		
Uttar Pradesh उत्तर प्रदेश	Nov(B)- Nov(M) नवं. (बी) - नवं. (एम)		
Uttarakhand उत्तराखंड	Nov(B)- Nov(M) नवं. (बी) - नवं. (एम)		
ALL - INDIA अखिल भारत	Nov(B) - Nov(M) नवं. (बी) - नवं. (एम)	Nov(M)- Dec (E) नवं. (एम) - दिसं. (ई)	

**Harvesting Season of Principal Crops in Major Growing States**  
**प्रमुख उत्पादक राज्यों में प्रमुख फसलों की कटाई का मौसम**

STATE राज्य	ARHAR / TUR अरहर/तूर (Medium Duration) (मध्यम अवधि)	ARHAR / TUR अरहर/तूर (Long Duration) (दीर्घ अवधि)	SOYABEAN सोयाबीन (KHARIF) (खरीफ)
Andhra Pradesh आंध्र प्रदेश	Jan (B) – Jan (M) जन. (बी) – जन. (एम)		Sep (E) – Oct (B) सितं. (ई) – अक्टू. (बी)
Assam असम			
Bihar बिहार		Apr (M) - Apr (E) अप्रै. (एम) - अप्रै. (ई)	Sep (E) – Oct (M) सितं. (ई) – अक्टू. (एम)
Chattisgarh छत्तीसगढ़	Jan (B) – Jan (M) जन. (बी) – जन. (एम)		Sep (E) – Oct (B) सितं. (ई) – अक्टू. (बी)
Gujarat गुजरात	Jan (B) – Jan (M) जन. (बी) – जन. (एम)		Sep (E) – Oct (M) सितं. (ई) – अक्टू. (एम)
Haryana हरियाणा			
Himachal Pradesh हिमाचल प्रदेश			
Jammu & Kashmir जम्मू और कश्मीर			
Karnataka कर्नाटक	Jan(B) - Jan (M) जन. (बी) – जन. (एम)		Sep (E) – Oct (B) सितं. (ई) – अक्टू. (बी)
Kerala केरल			
Madhya Pradesh मध्य प्रदेश	Jan (B) – Jan (M) जन. (बी) – जन. (एम)		Sep (E) – Oct (B) सितं. (ई) – अक्टू. (बी)
Maharashtra महाराष्ट्र	Jan (B) - Jan (M) जन. (बी) – जन. (एम)		Sep (E) – Oct (B) सितं. (ई) – अक्टू. (बी)
Meghalaya मेघालय			Sep (E) – Oct (B) सितं. (ई) – अक्टू. (बी)
Manipur मणिपुर			Sep (E) – Oct (B) सितं. (ई) – अक्टू. (बी)
Nagaland नागालैंड			

**Harvesting Season of Principal Crops in Major Growing States**  
**प्रमुख उत्पादक राज्यों में प्रमुख फसलों की कटाई का मौसम**

STATE राज्य	ARHAR / TUR अरहर/तूर (Medium Duration) (मध्यम अवधि)	ARHAR / TUR अरहर/तूर (Long Duration) (दीर्घ अवधि)	SOYABEAN सोयाबीन (KHARIF) (खरीफ)
Odisha ओडिशा	Jan (B) – Jan (M) जन. (बी) – जन. (एम)		Sep (E) – Oct (M) सितं. (ई) – अक्टू. (एम)
Punjab पंजाब			
Jharkhand झारखंड	Jan (B) – Jan (M) जन. (बी) – जन. (एम)	Mar (M) - Apr (B) मार्च (एम) – अप्रै. (बी)	Sep (E) – Oct (M) सितं. (ई) – अक्टू. (एम)
Rajasthan राजस्थान			Sep (E) – Oct (B) सितं. (ई) – अक्टू. (बी)
Tamilnadu तमिलनाडु	Jan (B) – Jan (M) जन. (बी) – जन. (एम)		
Tripura त्रिपुरा			
Uttar Pradesh उत्तर प्रदेश		Apr (B) - Apr (M) अप्रै. (बी) – अप्रै. (एम)	Sep (E) – Oct (B) सितं. (ई) – अक्टू. (बी)
Uttarakhand उत्तराखंड			
West Bengal पश्चिम बंगाल			Sep (E) – Oct (B) सितं. (ई) – अक्टू. (बी)
ALL - INDIA अखिल भारत	Jan (B) – Jan (M) जन. (बी) – जन. (एम)	Mar (M) - Apr (E) मार्च (एम) – अप्रै. (ई)	

**Harvesting Season of Principal Crops in Major Growing States**  
**प्रमुख उत्पादक राज्यों में प्रमुख फसलों की कटाई का मौसम**

STATE राज्य	NIGER रामतिल (KHARIF) (खरीफ)	NIGER रामतिल (LATE KHARIF) (खरीफ पश्चात)	GRAM चना (RABI) (रबी)
Andhra Pradesh आंध्र प्रदेश	Oct(L)- Nov(L) अक्टू. (एल) - नव. (एल)	Nov(B)- Dec(B) नव. (बी) - दिसं. (बी)	Feb(M) - Mar(B) फर. (एम) - मार्च (बी)
Assam असम			Mar(B)- Mar(E) मार्च (बी) - मार्च (ई)
Bihar बिहार	Oct(L)- Dec(M) अक्टू. (एल) - दिसं. (एम)	Nov(B)- Dec(B) नव. (बी) - दिसं. (बी)	Mar(B)- Mar(E) मार्च (बी) - मार्च (ई)
Chattisgarh छत्तीसगढ़	Oct(L)- Nov(L) अक्टू. (एल) - नव. (एल)		Feb(E) - Mar(M) फर. (ई) - मार्च (एम)
Gujarat गुजरात	Oct(M)- Nov(L) अक्टू. (एम) - नव. (एल)	Nov(B)- Dec(B) नव. (बी) - दिसं. (बी)	Feb(M) - Mar(M) फर. (एम) - मार्च (एम)
Haryana हरियाणा			Mar(M)- Apr(B) मार्च (एम) - अप्रै. (बी)
Himachal Pradesh हिमाचल प्रदेश			
Jammu & Kashmir जम्मू और कश्मीर			
Karnataka कर्नाटक	Oct(M)- Nov(M) अक्टू. (एम) - नव. (एम)	Nov(B)- Dec(B) नव. (बी) - दिसं. (बी)	Jan(M)- Feb(E) जन. (एम) - फर. (ई)
Kerala केरल			
Madhya Pradesh मध्य प्रदेश	Oct(L)- Nov(L) अक्टू. (एल) - नव. (एल)	Nov(B)- Dec(B) नव. (बी) - दिसं. (बी)	Feb(M) - Mar(M) फर. (एम) - मार्च (एम)
Maharashtra महाराष्ट्र	Oct(M)- Dec(E) अक्टू. (एम) - दिसं. (ई)	Nov(B)- Dec(B) नव. (बी) - दिसं. (बी)	Feb(M) - Mar(E) फर. (एम) - मार्च (ई)
Meghalaya मेघालय			Dec(B)- Jan(E) दिसं. (बी) - जन. (ई)
Manipur मणिपुर			Mar - Apr मार्च - अप्रै.
Nagaland नागालैंड			
Odisha ओडिशा	Oct(L)- Nov(L) अक्टू. (एल) - नव. (एल)	Nov(B)- Dec(B) नव. (बी) - दिसं. (बी)	

**Harvesting Season of Principal Crops in Major Growing States**  
**प्रमुख उत्पादक राज्यों में प्रमुख फसलों की कटाई का मौसम**

STATE राज्य	NIGER रामतिल (KHARIF) (खरीफ)	NIGER रामतिल (LATE KHARIF) (खरीफ पश्चात)	GRAM चना (RABI) (रबी)
Punjab पंजाब			Mar(M)- Apr(E) मार्च (एम) - अप्रै. (ई)
Jharkhand झारखंड	Oct(L)- Dec(M) अक्टू. (एल) - दिसं. (एम)	Nov(B)- Dec(B) नवं. (बी) - दिसं. (बी)	Mar(B)- Mar(M) मार्च (बी) - मार्च (एम)
Rajasthan राजस्थान			Mar(M)- Apr(E) मार्च (एम) - अप्रै. (ई)
Tamilnadu तमिलनाडु			
Tripura त्रिपुरा			
Uttar Pradesh उत्तर प्रदेश			Mar(M)- Apr(E) मार्च (एम) - अप्रै. (ई)
Uttarakhand उत्तराखंड			
West Bengal पश्चिम बंगाल			Mar(B)- Mar(E) मार्च (बी) - मार्च (ई)
ALL - INDIA अखिल भारत			



**Harvesting Season of Principal Crops in Major Growing States**  
**प्रमुख उत्पादक राज्यों में प्रमुख फसलों की कटाई का मौसम**

STATE राज्य	GROUNDNUT मूंगफली (KHARIF) (खरीफ)	GROUNDNUT मूंगफली (RABI) (रबी)	GROUNDNUT मूंगफली (SUMMER/ SPRING) (ग्रीष्म/वसंत)
Andhra Pradesh आंध्र प्रदेश	Oct (B) - Nov (E) अक्टू. (बी) - नव. (ई)	Mar(E) - Apr(E) मार्च. (ई) - अप्रै. (ई)	
Assam असम	Nov(B) - Dec(E) नव. (बी) - दिसं. (ई)	Nov(B) - Dec(E) नव. (बी) - दिसं. (ई)	
Bihar बिहार		Mar(B)- Mar(E) मार्च (बी) - मार्च (ई)	
Chhattisgarh छत्तीसगढ़	Sep (M) - Nov (B) सितं. (एम) - नव. (बी)		
Gujarat गुजरात	Sep (B) - Nov(E) सितं. (बी) - नव. (ई)		Apr (E) - May(E) अप्रै. (ई) - मई (ई)
Jharkhand झारखंड	Oct (B) - Nov (E) अक्टू. (बी) - नव. (ई)		
Karnataka कर्नाटक	Oct (B) - Nov (E) अक्टू. (बी) - नव. (ई)	Feb(M) - Mar(M) फर. (एम) - मार्च (एम)	Mar (M) - Apr (M) मार्च. (एम) - अप्रै. (एम)
Madhya Pradesh मध्य प्रदेश	Oct (B) - Nov (M) अक्टू. (बी) - नव. (एम)		
Maharashtra महाराष्ट्र	Oct (B)-Nov(B) अक्टू. (बी) - नव. (बी)		Apr (E) - May(E) अप्रै. (ई) - मई (ई)
Manipur मणिपुर	Oct (B) - Nov (E) अक्टू. (बी) - नव. (ई)		
Odisha ओडिशा	Oct (M) - Nov (M) अक्टू. (एम) - नव. (एम)	Mar(B)- Mar(E) मार्च (बी) - मार्च (ई)	May (B)- May (E) मई (बी) - मई (ई)
Punjab पंजाब	Oct (B) - Nov (E) अक्टू. (बी) - नव. (ई)		Jun (M)- Jun (E) जून (एम) - जून (ई)

**Harvesting Season of Principal Crops in Major Growing States**  
**प्रमुख उत्पादक राज्यों में प्रमुख फसलों की कटाई का मौसम**

STATE राज्य	GROUNDNUT मूंगफली (KHARIF) (खरीफ)	GROUNDNUT मूंगफली (RABI) (रबी)	GROUNDNUT मूंगफली (SUMMER/ SPRING) (ग्रीष्म/वसंत)
Puducherry पुदुचेरी	Sep (B) - Oct (M) सितं. (बी) - अक्टू. (एम)	Mar (E) - Apr (E) मार्च (ई) - अप्रै. (ई)	
Rajasthan राजस्थान	Oct(B) - Nov (E) अक्टू. (बी) - नवं. (ई)		Jun (B)- Jun (E) जून (बी) - जून (ई)
Tamilnadu तमिलनाडु	Sep (B) - Oct (B) सितं. (बी) - अक्टू. (बी)	Mar (B) - Apr (M) मार्च (बी) - अप्रै. (एम)	Aug (B) - Aug (E) अग. (बी) - अग. (ई)
Tripura त्रिपुरा			
Uttar Pradesh उत्तर प्रदेश	Jun (B)- Jun (E) जून (बी) - जून (ई)		
Uttarakhand उत्तराखंड			
West Bengal पश्चिम बंगाल	Oct (M) - Oct (E) अक्टू. (एम) - अक्टू. (ई)	May(B) - May (E) मई (बी) - मई (ई)	Jun (M)- Jun (E) जून (एम) - जून (ई)
ALL - INDIA अखिल भारत	Oct - Nov अक्टू. - नवं.	Feb - May फर. - मई	Apr- May अप्रै. - मई

**Harvesting Season of Principal Crops in Major Growing States**  
**प्रमुख उत्पादक राज्यों में प्रमुख फसलों की कटाई का मौसम**

STATE राज्य	LINSEED अलसी (RABI) (रबी)	SESAMUM तिल (KHARIF) (खरीफ)	SESAMUM तिल (PRE-RABI) (पूर्व-रबी)
Andhra Pradesh आंध्रप्रदेश	Feb(E) - Mar(E) फर. (ई) - मार्च(ई)	Oct(M)-Nov(M) अक्टू. (एम)-नवं. (एम)	Dec(E)-Jan(M) दिसं. (ई) - जन. (एम)
Assam असम	Mar(B)- Apr(B) मार्च(बी) - अप्रै. (बी)		
Bihar बिहार	Mar(M)- Apr(E) मार्च(एम) - अप्रै. (ई)		
Chattisgarh छत्तीसगढ़	Mar(B)- Mar(E) मार्च(बी) - मार्च(ई)		
Gujarat गुजरात		Oct-Nov अक्टू. - नवं.	
Haryana हरियाणा			
Himachal Pradesh हिमाचल प्रदेश	Apr(E)-May(M) अप्रै. (ई) - मई(एम)		
Jammu & Kashmir जम्मू और कश्मीर	Apr(E)-May(M) अप्रै. (ई) - मई(एम)		
Karnataka कर्नाटक	Feb(B) - Mar(B) फर. (बी) - मार्च(बी)	Oct(M)-Nov(M) अक्टू. (एम) - नवं. (एम)	
Kerala केरल		Oct(M)-Nov(M) अक्टू. (एम) - नवं. (एम)	
Madhya Pradesh मध्य प्रदेश	Apr(B)- Apr(E) अप्रै. (बी) - अप्रै. (ई)	Oct(M)-Nov(M) अक्टू. (एम) - नवं. (एम)	Dec(E)-Jan(M) दिसं. (ई) - जन. (एम)
Maharashtra महाराष्ट्र	Mar(E)- Apr(B) मार्च(ई) - अप्रै. (ई)	Oct(M)-Nov(M) अक्टू. (एम) - नवं. (एम)	Dec(E)-Jan(M) दिसं. (ई) - जन. (एम)
Meghalaya मेघालय			
Manipur मणिपुर			
Nagaland नागालैंड	Apr(E)- May(B) अप्रै. (ई) - मई(बी)		

**Harvesting Season of Principal Crops in Major Growing States**  
**प्रमुख उत्पादक राज्यों में प्रमुख फसलों की कटाई का मौसम**

STATE राज्य	LINSEED अलसी (RABI) (रबी)	SESAMUM तिल (KHARIF) (खरीफ)	SESAMUM तिल (PRE-RABI) (पूर्व-रबी)
Odisha ओडिशा	Mar(B)-Mar(E) मार्च(बी) - मार्च(ई)	Oct(M)-Nov(M) अक्टू.(एम) - नवंबर.(एम)	
Punjab पंजाब	Apr(E)- May(M) अप्रै.(ई) - मई(एम)		
Jharkhand झारखंड	Mar(B)- Apr(E) मार्च(बी) - अप्रै.(ई)		
Rajasthan राजस्थान	Apr(E)- May(E) अप्रै.(ई) - मई(ई)	Oct(M)-Nov(M) अक्टू.(एम) - नवंबर.(एम)	
Tamil Nadu तमिलनाडु		Oct – Nov अक्टू. - नवंबर.	Dec(E)-Jan(M) दिसंबर.(ई) - जनवरी.(एम)
Telangana तेलंगाना		Oct(L)- Nov(E) अक्टू.(एल) - नवंबर.(ई)	
Tripura त्रिपुरा			
Uttar Pradesh उत्तर प्रदेश	Apr(B)- Apr(E) अप्रै.(बी) - अप्रै.(ई)	Oct(M)-Nov(M) अक्टू.(एम) - नवंबर.(एम)	
Uttarakhand उत्तराखंड			
West Bengal पश्चिम बंगाल	Mar(B)- Apr(M) मार्च(बी) - अप्रै.(एम)		
ALL - INDIA अखिल भारत		Sep – Nov सितंबर. - नवंबर.	Dec(E)-Jan(M) दिसंबर.(ई) - जनवरी.(एम)

**Harvesting Season of Principal Crops in Major Growing States**  
**प्रमुख उत्पादक राज्यों में प्रमुख फसलों की कटाई का मौसम**

STATE राज्य	SESAMUM तिल (RABI) (रबी)	SESAMUM तिल (SUMMER) (ग्रीष्म)	RAPESEED & MUSTARDSEED रेपसीड और सरसोबीज
Andhra Pradesh आंध्र प्रदेश		Apr(M)-May(E) अप्रै. (एम) - मई(ई)	Feb - Mar फर. - मार्च
Assam असम			Feb - Mar फर. - मार्च
Bihar बिहार			Feb - Mar फर. - मार्च
Chattisgarh छत्तीसगढ़			Mar मार्च
NCT Delhi एनसीटी दिल्ली			Feb - Mar फर. - मार्च
Gujarat गुजरात		May - Jun मई - जून	Feb - Mar फर. - मार्च
Haryana हरियाणा			Feb - Mar फर. - मार्च
Himachal Pradesh हिमाचल प्रदेश			Mar - Apr मार्च - अप्रै.
Jammu & Kashmir जम्मू और कश्मीर			Mar - Apr मार्च - अप्रै.
Karnataka कर्नाटक			Feb फर.
Kerala केरल		Apr(M)-May(E) अप्रै. (एम) - मई(ई)	
Madhya Pradesh मध्य प्रदेश			Feb - Mar फर. - मार्च
Maharashtra महाराष्ट्र		Apr(M)-May(E) अप्रै. (एम) - मई(ई)	Feb - Mar फर. - मार्च
Meghalaya मेघालय			
Manipur मणिपुर			Mar मार्च
Nagaland नागालैंड			

**Harvesting Season of Principal Crops in Major Growing States**  
**प्रमुख उत्पादक राज्यों में प्रमुख फसलों की कटाई का मौसम**

STATE राज्य	SESAMUM तिल (RABI) (रबी)	SESAMUM तिल (SUMMER) (ग्रीष्म)	RAPESEED & MUSTARDSEED रेपसीड और सरसोबीज
Odisha ओडिशा	Feb(M) - Mar(E) फर. (एम) - मार्च(ई)	May(M)- Jun(M) मई(एम)-जून(एम)	Feb- Mar फर. - मार्च
Punjab पंजाब			Mar - Apr मार्च - अप्रै.
Jharkhand झारखंड			Feb- Mar फर. - मार्च
Rajasthan राजस्थान			Feb- Mar फर. - मार्च
Tamilnadu तमिलनाडु	Feb(M) - Mar(E) फर. (एम) - मार्च(ई)	May(M)- Jun(M) मई(एम)-जून(एम)	
Telangana तेलंगाना	Feb(L) - Mar(M) फर. (एल)-मार्च(एम)	Apr(E)- May(E) अप्रै. (ई) - मई(ई)	
Tripura त्रिपुरा			
Uttar Pradesh उत्तर प्रदेश		May(M)- Jun(M) मई(एम)-जून(एम)	Feb - Mar फर. - मार्च
Uttarakhand उत्तराखंड			Mar मार्च
West Bengal पश्चिम बंगाल		May(M)- Jun(M) मई(एम)-जून(एम)	Feb- Mar फर. - मार्च
ALL - INDIA अखिल भारत	Feb(M) - Mar(E) फर. (एम) - मार्च(ई)	May - Jun मई - जून	

**Harvesting Season of Principal Crops in Major Growing States**  
**प्रमुख उत्पादक राज्यों में प्रमुख फसलों की कटाई का मौसम**

STATE राज्य	SUNFLOWER सूरजमुखी (KHARIF) (खरीफ)	SUNFLOWER सूरजमुखी (RABI) (रबी)	SUNFLOWER सूरजमुखी (SUMMER/SPRING) (ग्रीष्म/वसंत)
Andhra Pradesh आंध्र प्रदेश	Sep - Nov सितं. - नवं.	Jan जन.	
Assam असम			
Bihar बिहार		Apr - May अप्रै. - मई	
Chattisgarh छत्तीसगढ़			
Gujarat गुजरात			
Haryana हरियाणा			May मई
Himachal Pradesh हिमाचल प्रदेश			
Jammu & Kashmir जम्मू और कश्मीर			
Karnataka कर्नाटक	Sep - Nov सितं. - नवं.	Jan जन.	Mar - Apr मार्च - अप्रै.
Kerala केरल			
Madhya Pradesh मध्य प्रदेश			
Maharashtra महाराष्ट्र	Oct- Nov अक्टू. - नवं.	Jan जन.	
Meghalaya मेघालय			
Manipur मणिपुर			
Nagaland नागालैंड			
Odisha ओडिशा			Apr - May अप्रै. - मई

**Harvesting Season of Principal Crops in Major Growing States**  
**प्रमुख उत्पादक राज्यों में प्रमुख फसलों की कटाई का मौसम**

STATE राज्य	SUNFLOWER सूरजमुखी (KHARIF) (खरीफ)	SUNFLOWER सूरजमुखी (RABI) (रबी)	SUNFLOWER सूरजमुखी (SUMMER/SPRING) (ग्रीष्म/वसंत)
Punjab पंजाब			Apr -May अप्रै. -मई
Jharkhand झारखंड			
Rajasthan राजस्थान			
Tamilnadu तमिलनाडु	Sep – Nov सितं. – नवं.	Jan जन.	
Telangana तेलंगाना	Sep – Nov सितं. – नवं.		
Tripura त्रिपुरा			
Uttar Pradesh उत्तर प्रदेश			
Uttarakhand उत्तराखंड			
West Bengal पश्चिम बंगाल			Apr -May अप्रै. - मई
ALL - INDIA अखिल भारत	Sep – Nov सितं. – नवं.	Jan जन.	Apr-May अप्रै. - मई



**Harvesting Season of Principal Crops in Major Growing States**  
**प्रमुख उत्पादक राज्यों में प्रमुख फसलों की कटाई का मौसम**

STATE राज्य	CASTORSEED अरंडी (KHARIF) (खरीफ)	MAIZE मक्का (KHARIF) (खरीफ)	MAIZE मक्का (RABI) (रबी)
Andhra Pradesh आंध्र प्रदेश	Dec - Jan दिसं. - जन.	Sep (M) – Oct (E) सितं. (एम)-अक्टू. (ई)	Feb (E) – May(B) फर. (ई) – मई (बी)
Assam असम			
Bihar बिहार		Oct (M) – Nov (M) अक्टू. (एम) – नवं. (एम)	Feb (B) – Mar(B) फर. (बी) – मार्च (बी)
Chattisgarh छत्तीसगढ़	Feb फर.		
Gujarat गुजरात	Mar- Apr मार्च. - अप्रै.	Sep (B) – Nov (B) सितं. (बी) – नवं. (बी)	Feb (M) – Mar (E) फर. (एम) - मार्च. (ई)
Haryana हरियाणा	Mar - Apr मार्च. - अप्रै.	Oct (M) – Oct (E) अक्टू. (एम) – अक्टू. (ई)	
Himachal Pradesh हिमाचल प्रदेश		Sep (M) – Oct (M) सितं. (एम) – अक्टू. (एम)	
Jammu & Kashmir जम्मू और कश्मीर		Oct (B) – Nov (B) अक्टू. (बी) – नवं. (बी)	
Karnataka कर्नाटक	Nov - Dec नवं. - दिसं.	Sep (B) – Oct (E) सितं. (बी) – अक्टू. (ई)	Feb (B) – Mar(E) फर. (बी) – मार्च (ई)
Kerala केरल		Sep (M) – Oct (E) सितं. (एम) – अक्टू. (ई)	
Madhya Pradesh मध्य प्रदेश		Sep (M) – Nov (E) सितं. (एम) – नवं. (ई)	Mar(E) – May (E) मार्च(ई) - मई. (ई)
Maharashtra महाराष्ट्र	Dec - Jan दिसं. - जन.	Oct (B) – Nov (E) अक्टू. (बी) – नवं. (ई)	Mar(E) – May (E) मार्च(ई) - मई. (ई)
Meghalaya मेघालय			
Manipur मणिपुर			
Nagaland नागालैंड			

**Harvesting Season of Principal Crops in Major Growing States**  
**प्रमुख उत्पादक राज्यों में प्रमुख फसलों की कटाई का मौसम**

STATE राज्य	CASTORSEED अरंडी (KHARIF) (खरीफ)	MAIZE मक्का (KHARIF) (खरीफ)	MAIZE मक्का (RABI) (रबी)
Odisha ओडिशा	Dec - Jan दिसं. - जन.	Sep - Oct सितं. - अक्टू.	
Punjab पंजाब		Sep (B) - Oct (E) सितं. (बी) - अक्टू. (ई)	
Jharkhand झारखंड			
Rajasthan राजस्थान	Jan - Feb जन. - फर.	Oct (B) - Nov (E) अक्टू. (बी) - नव. (ई)	Mar(E) - May (E) मार्च(ई) - मई. (ई)
Tamilnadu तमिलनाडु	Dec - Jan दिसं. - जन.	Oct (M) - Oct (E) अक्टू. (एम) - अक्टू. (ई)	Jan (B) - Jan (E) जन. (बी) - जन. (ई)
Telangana तेलंगाना	Dec - Jan दिसं. - जन.	Sep (M) - Oct (E) सितं. (एम) - अक्टू. (ई)	Feb (E) - May(B) फर. (ई) - मई (बी)
Tripura त्रिपुरा			
Uttar Pradesh उत्तर प्रदेश		Sep (M) - Oct (M) सितं. (एम) - अक्टू. (एम)	Mar(E) - May (E) मार्च(ई) - मई. (ई)
Uttarakhand उत्तराखंड			
West Bengal पश्चिम बंगाल		Sep (M) - Oct (M) सितं. (एम) - अक्टू. (एम)	Mar (B) - Mar (E) मार्च (बी) - मार्च (ई)
ALL - INDIA अखिल भारत	Jan - Feb जन. - फर.	Sep - Nov सितं. - नव.	Jan - May जन. - मई

**Harvesting Season of Principal Crops in Major Growing States**  
**प्रमुख उत्पादक राज्यों में प्रमुख फसलों की कटाई का मौसम**

STATE राज्य	COTTON कपास (KHARIF) (खरीफ)	JUTE पटसन (KHARIF) (खरीफ)	POTATO आलू
Andhra Pradesh आंध्र प्रदेश	Dec(B)- Jan(E) दिसं. (बी) - जन. (ई)		Apr - Jun अप्रै. - जून
Assam असम		Jul (M) - Aug (E) जुल. (एम) - अग. (ई)	Dec- Jan दिसं. - जन.
Bihar बिहार	Oct(M)- Nov(M) अक्टू. (एम) नवं. (एम)	Aug (M) - Oct(B) अग. (एम) - अक्टू. (बी)	Jan- Feb जन. - फर.
Chhattisgarh छत्तीसगढ़			Jan- Mar जन. - मार्च
Gujarat गुजरात	Oct(B)- Nov(E) अक्टू. (बी) - नवं. (ई)		Jan जन.
Haryana हरियाणा	Oct(M)- Nov(M) अक्टू. (एम) - नवं. (एम)		Feb- Mar फर. - मार्च
Himachal Pradesh हिमाचल प्रदेश			May- Jun & Aug- Nov मई - जून & अग. - नवं.
Jammu & Kashmir जम्मू और कश्मीर			Apr & Jul अप्रै. & जुल.
Karnataka कर्नाटक			Feb-Mar & Sep - Oct फर. - मार्च & सितं. - अक्टू.
Kerala केरल	Oct(B)- Dec(E) अक्टू. (बी) - दिसं. (ई)		
Madhya Pradesh मध्य प्रदेश	Oct - Nov अक्टू. - नवं.		Feb - Mar फर. - मार्च
Maharashtra मध्य प्रदेश	Nov - Jan नवं. - जन.		Mar - May मार्च - मई
Meghalaya मेघालय			Apr अप्रै.
Manipur मणिपुर		Aug- Sep अग. - सितं.	Dec- Jan दिसं. - जन.

**Harvesting Season of Principal Crops in Major Growing States**  
**प्रमुख उत्पादक राज्यों में प्रमुख फसलों की कटाई का मौसम**

STATE राज्य	COTTON कपास (KHARIF) (खरीफ)	JUTE पटसन (KHARIF) (खरीफ)	POTATO आलू
Mizoram मिजोरम			Sep सितं.
Nagaland नागालैंड			Feb फर.
Odisha ओडिशा	Nov - Dec नवं. - दिसं.	Aug - Sep अग. - सितं.	Feb - Mar फर. - मार्च
Punjab पंजाब	Oct(B)- Nov(E) अक्टू. (बी) - नवं. (ई)		Dec - Jan दिसं. - जन.
Puducherry पुदुचेरी			Apr&Jul अप्रै. & जुल.
Jharkhand झारखंड			Dec - Feb दिसं. - फर.
Rajasthan राजस्थान	Nov(B)- Dec(E) नवं. (बी) - दिसं. (ई)		Jan - Feb जन. - फर.
Sikkim सिक्किम			Jun - Aug जून - अग.
Tamil Nadu तमिलनाडु	Feb(B) - Apr(E) फर. (बी) - अप्रै. (ई)		Round the year वर्ष भर
Tripura त्रिपुरा		Aug - Sep अग. - सितं.	
Uttar Pradesh उत्तर प्रदेश	Sep(B) - Nov(E) सितं. (बी) - नवं. (ई)		Mar - Apr मार्च - अप्रै.
Uttarakhand उत्तराखंड			Jul -Aug & Oct - Dec जुल. - अग. & अक्टू. - दिसं.
West Bengal पश्चिम बंगाल	Jun(B) - Aug(E) जून (बी) - अग. (ई)	Jul(B)- Aug(E) जुल. (बी) - अग. (ई)	Mar मार्च
D & N. Haveli दादरा एवं नगर हवेली			Jan जन.
Daman & Diu दमन और दीव			Jan जन.
ALL - INDIA अखिल भारत	Sep - Dec सितं. - दिसं.	Jul - Oct जुल. - अक्टू.	

**Harvesting Season of Principal Crops in Major Growing States**  
**प्रमुख उत्पादक राज्यों में प्रमुख फसलों की कटाई का मौसम**

STATE राज्य	SUGARCANE गन्ना (KHARIF) (खरीफ)	SUGARCANE गन्ना (RABI) (रबी)	
Andhra Pradesh आंध्र प्रदेश		Dec(E) – May(M) दिसं. (ई) – मई(एम)	
Assam असम		Dec(B)-Jan(E) दिसं. (बी) - जन. (ई)	
Bihar बिहार	Oct(B)- Dec(E) अक्टू. (बी) - दिसं. (ई)	Nov(B)- Feb(E) नवं. (बी) - फर. (ई)	
Chattisgarh छत्तीसगढ़			
Gujarat गुजरात			
Haryana हरियाणा		Dec(M)- Mar(E) दिसं. (एम) - मार्च(ई)	
Himachal Pradesh हिमाचल प्रदेश			
Jammu & Kashmir जम्मू और कश्मीर			
Karnataka कर्नाटक		Aug(B)-May(E) अग. (बी) - मई(ई)	
Kerala केरल		Dec(B)- Jan(E) दिसं. (बी) - जन. (ई)	
Madhya Pradesh मध्य प्रदेश	Oct(E)- Mar(E) अक्टू. (ई) - मार्च(ई)		
Maharashtra महाराष्ट्र	Oct(B)- Nov(E) अक्टू. (बी) - नवं. (ई)		
Meghalaya मेघालय			
Manipur मणिपुर			
Nagaland नागालैंड			
Odisha ओडिशा		Dec – Feb दिसं. – फर.	

**Harvesting Season of Principal Crops in Major Growing States**  
**प्रमुख उत्पादक राज्यों में प्रमुख फसलों की कटाई का मौसम**

STATE राज्य	SUGARCANE गन्ना (KHARIF) (खरीफ)	SUGARCANE गन्ना (RABI) (रबी)	
Punjab पंजाब		Nov(B)- Feb(E) नव. (बी) - फर. (ई)	
Jharkhand झारखंड			
Rajasthan राजस्थान		Dec(B)- Mar(E) दिसं. (बी) - मार्च(ई)	
Tamilnadu तमिलनाडु	May(B)- Aug(E) मई(बी) - अग. (ई)	Dec(B)- Jan(E) दिसं. (बी) - जन. (ई)	
Tripura त्रिपुरा		Dec – Mar दिसं. – मार्च	
Uttar Pradesh उत्तर प्रदेश	Oct(B)- Dec(E) अक्टू. (बी) - दिसं. (ई)	Dec(B)- Mar(B) दिसं. (बी) - मार्च(बी)	
West Bengal पश्चिम बंगाल	Oct(B) – Mar(E) अक्टू. (बी) – मार्च(ई)		
ALL - INDIA अखिल भारत	Oct(B) – Jan(E) अक्टू. (बी) – जन. (ई)	Dec(B)- Apr(E) दिसं. (बी) - अप्रै. (ई)	

MINIMUM SUPPORT PRICES  
न्यूनतम समर्थन मूल्य

(According to Crop Year)  
(कृषि वर्ष के अनुसार)

Rs. Per Qtl.

रूपये प्रति क्विंटल

S.NO.	Commodity	जिन्स	Variety	किस्म	2022-23
	<b>KHARIF CROPS</b>	<b>खरीफ फसल</b>			
1	PADDY	धान	Common	सामान्य	2040
			Grade 'A'	ग्रेड 'ए'	2060
2	JOWAR	ज्वार	Hybrid	हाईब्रिड	2970
			Maldandi	मालदंडी	2990
3	BAJRA	बाजरा			2350
4	MAIZE	मक्का			1962
5	RAGI	रागी			3578
6	ARHAR ( TUR)	अरहर (तूर)			6600
7	MOONG	मूंग			7755
8	URAD	उड़द			6600
9	COTTON	कपास	Medium Staple	मध्यम रेशे	6080
			Long Staple	लंबे रेशे	6380
10	GROUNDNUT IN SHELL	मूंगफली छिलके सहित			5850
11	SUNFLOWER SEED	सूरजमुखी बीज			6400
12	SOYABEAN	सोयाबीन	Yellow	पीला	4300
13	SESAMUM	तिल			7830
14	NIGERSEED	रामतिल			7287
	<b>RABI CROPS</b>	<b>रबी फसलें</b>			
15	WHEAT	गेहूं			2125
16	BARLEY	जौ			1735
17	GRAM	चना			5335
18	MASUR (LENTIL)	मसूर (लेंटिल)			6000
19	RAPSEED/MUSTARD	रेपसीड/सरसो			5450
20	SAFFLOWER	कुसुम्भ			5650
21	TORIA	तोरिया			5450
	<b>OTHER CROPS</b>	<b>अन्य फसलें</b>			
22	COPRA	कोपरा	Milling	मिलिंग	10590
	(Calendar Year) 2022	(कैलेंडर वर्ष) 2022	Ball	बाल	11000
23	DE-HUSKED COCONUT	छिलका रहित नारियल			2860
	(Calendar Year) 2022	(कैलेंडर वर्ष) 2022			
24	JUTE	पटसन	TD5	टीडी5	4750

Source: CACP