



भारत में कृषि मज़दूरी: 2020-21
AGRICULTURAL WAGES IN INDIA: 2020-21
अर्थ एवं सांख्यिकी प्रभाग
ECONOMICS AND STATISTICS DIVISION
कृषि, सहकारिता एवं किसान कल्याण विभाग
DEPARTMENT OF AGRICULTURE & FARMERS WELFARE
कृषि एवं किसान कल्याण मंत्रालय
MINISTRY OF AGRICULTURE & FARMERS WELFARE
भारत सरकार
GOVERNMENT OF INDIA
नई दिल्ली
NEW DELHI

अरुण कुमार

वरिष्ठ आर्थिक एवं सारिव्यकीय सलाहकार

भारत सरकार

कृषि एवं किसान कल्याण विभाग
कृषि एवं किसान कल्याण मंत्रालय
कृषि भवन, नई दिल्ली-110001



सत्यमेव जयते

ARUN KUMAR

Senior Economic & Statistical Adviser

Government of India

Department of Agriculture & Farmers Welfare
Ministry of Agriculture & Farmers Welfare
Krishi Bhawan, New Delhi - 110001



प्राक्कथन

कृषि एक उच्च श्रमिकोन्मुखी क्रियाकलाप है तथा देश के कार्यबल का एक बड़ा हिस्सा इस पर निर्भर करता है। श्रमिक की मज़दूरी कृषि उत्पाद की कुल उत्पादन लागत का एक महत्वपूर्ण हिस्सा है अतः यह नीतिनिर्धारकों एवं पेशेवरों दोनों के लिए कुशल एवं गैर-कुशल दोनों कार्यों के कृषि मज़दूरी संबंधी प्रवृत्तियों एवं पद्धति को जानने के लिए उपयुक्त है।

अर्थ एवं सांख्यिकी प्रभाग, कृषि एवं किसान कल्याण मंत्रालय 1952 से “भारत में कृषि मज़दूरी” से संबंधित सांख्यिकी को प्रकाशित कर रहा है। इस प्रकाशन के मौजूदा अंक में फसल वर्ष 2020-21 के दौरान चुनिंदा केन्द्रों में विभिन्न प्रकार के कृषि एवं कुशल ग्रामीण श्रमिकों को अदा की गई मज़दूरी पर आंकड़े हैं। हल जोतने, बीज बोने, निराई, रिपिंग एवं फसल काटने जैसे कृषि कार्यों से संबंधित सूचना शामिल की गई हैं। ग्रामीण स्तर से आंकड़े एकत्र किए जाते हैं तथा उसे जिले, राज्य एवं राष्ट्रीय स्तरों पर संकलित किया जाता है। यह प्रकाशन भिन्न-भिन्न मौसमों के लिए राज्यों में कृषि क्रिया-कलापों हेतु महिला एवं पुरुष के मज़दूरी स्तरों की सूचना प्रदान करता है। यह समृद्ध डाटाबेस 22 राज्यों में फैले विभिन्न केन्द्रों के मज़दूरी लागत भिन्नताओं के अंतः राज्य एवं अंतर्राज्यीय तुलनाओं को सरल बनाता है, जो साक्ष्य आधारित नीति निर्धारण तथा अधिक अनुसंधान में सहायता प्रदान करेगा।

इस मंत्रालय के कृषि मज़दूरी अनुभाग तथा राज्यों के संबन्धित विभाग/कार्यालय द्वारा ध्यानपूर्वक किए गए कार्य के द्वारा भारत में कृषि मज़दूरी संबंधी इस अंक को प्रकाशित करना संभव हुआ है। आशा की जाती है कि यह प्रकाशन नीति निर्माताओं, शोधकर्ताओं, इत्यादि सहित हितधारकों की एक विस्तृत श्रृंखला के लिए लाभदायक होगा। कृपया कोई भी सुधार/ प्रतिपुष्टि agriwages-des@gov.in पर भेज सकते हैं।

अरुण कुमार
(अरुण कुमार)

नई दिल्ली
जून 2023

अरुण कुमार

वरिष्ठ आर्थिक एवं सारिव्यकीय सलाहकार

भारत सरकार

कृषि एवं किसान कल्याण विभाग
कृषि एवं किसान कल्याण मंत्रालय
कृषि भवन, नई दिल्ली-110001



ARUN KUMAR

Senior Economic & Statistical Adviser

Government of India

Department of Agriculture & Farmers Welfare
Ministry of Agriculture & Farmers Welfare
Krishi Bhawan, New Delhi - 110001



FOREWORD

Agriculture continues to be a highly labour intensive activity with substantial share of the workforce in the country dependent on it. Wage labour constitutes an important part of the total cost of production of agricultural produce and it is, therefore, of relevance to both policy makers and practitioners to know the trends and patterns of agricultural wages, for both skilled and unskilled work.

The Economics and Statistics Division, Ministry of Agriculture & Farmers Welfare has been publishing statistics related to “Agricultural Wages in India”, since 1952. The present issue of this publication contains data on wages paid to different types of agricultural and skilled rural labour in selected centres during the crop year 2020-21. Information related to a range of agricultural operations like ploughing, sowing, weeding, reaping and harvesting have been included. Data are collected from the village level and are compiled at the district, state and national levels. This publication provides information on wage levels for agricultural activities in States across different seasons both for men and women. This rich database facilitates inter-state and intra-state comparison in wage cost variation across different centres spread across 22 States that would help in evidence-based policy formulation and further research activities.

Bringing out this edition of the Agricultural Wages in India has been made possible through the meticulous work which has been carried out by the Agricultural Wages Section of this Ministry and respective Departments/offices of the States. It is hoped that this volume would be useful for a wide range of stakeholders including policy makers, researchers, etc. Any suggestions/feedback may please be sent to agriwages-des@gov.in

(Arun Kumar)

New Delhi

June 2023

भारत सरकार
कृषि एवं किसान कल्याण विभाग
कृषि एवं किसान कल्याण मंत्रालय
कृषि भवन, नई दिल्ली-110001



Government of India
Department of Agriculture & Farmers Welfare
Ministry of Agriculture & Farmers Welfare
Krishi Bhawan, New Delhi - 110001



प्रस्तावना

अर्थ एवं सांख्यिकी प्रभाग, कृषि एवं किसान कल्याण मंत्रालय 1952 से राज्य सरकारों से प्राप्त प्रतिवेदनों के आधार पर प्रकाशन; "भारत में कृषि मज़दूरी" को प्रकाशित कर रहा है। 'भारत में कृषि मज़दूरी' से संबन्धित इस अंक का संबंध चुनिंदा गांव और जिलों में भिन्न-भिन्न प्रकार के कृषि एवं कुशल ग्रामीण श्रमिकों को फसल-वर्ष 2020-21 के दौरान दी गई मज़दूरी संबंधी सांख्यिकी से है।

राज्य सरकारों द्वारा महिला एवं पुरुष कृषि श्रमिकों के लिए विभिन्न कृषि कार्यों यथा; खेत जोतने, बुआई, निराई, फसल कटाई के साथ-साथ अन्य कृषि कार्य, कुशल मजदूर एवं चरवाहा के लिए प्रतिवेदित अलग-अलग मज़दूरी के आकड़ों का संकलन किया गया है।

सुश्री सौम्या साक्षी, उप निदेशक के मार्गदर्शन और पर्यवेक्षण में कृषि मज़दूरी प्रभाग के अधिकारियों एवं कर्मचारियों द्वारा इस प्रकाशन के लिए मज़दूरी आंकड़ों के एकत्रीकरण, संकलन एवं प्रस्तुतीकरण का कार्य पूरा किया गया है। सुधार के संबंध में सुझावों का स्वागत है।

सैकत सरकार

(सैकत सरकार)

सलाहकार

नई दिल्ली

जून 2023

भारत सरकार
कृषि एवं किसान कल्याण विभाग
कृषि एवं किसान कल्याण मंत्रालय
कृषि भवन, नई दिल्ली-110001



Government of India
Department of Agriculture & Farmers Welfare
Ministry of Agriculture & Farmers Welfare
Krishi Bhawan, New Delhi - 110001



PREFACE

Economics & Statistics Division, Ministry of Agriculture & Farmers Welfare has been bringing out the publication on “**Agricultural Wages in India**” on the basis of returns received from the State Governments since 1952. This issue of the “Agricultural Wages in India” relates to the statistics of wages paid to different types of agricultural and skilled rural labour in selected villages and districts during the crop - year 2020-21.

The wage data have been compiled on the basis of data received from State Governments for different agricultural operations for female and male field labour reported separately for different operations such as ploughing, sowing, weeding, reaping & harvesting along with wages for other agricultural labour, skilled labour and herdsmen for female and male.

The work of collection, compilation and presentation of wage data for this publication has been carried out by the Officers and Staff of Agricultural Wages Division under supervision of Ms. Saumya Sakshi, Deputy Director. Suggestions for improvement are most welcome.


(Saikat Sarkar)
Adviser

New Delhi
June, 2023

हम इस प्रभाग के निम्नलिखित अधिकारियों एवं कर्मचारियों के आभारी हैं। उन्होंने इस प्रकाशन की तैयारी में अपना योगदान दिया है :

कृषि मज़दूरी अनुभाग

श्री बृजेश प्रसाद

आर्थिक अधिकारी

श्री रोहित कुमार

तकनीकी सहायक

श्री राहुल खुशवाह

डेटा इंट्री ऑपरेटर - ए

We are grateful to the following officers and staff of the Division who have contributed to the preparation of this publication:

Agriculture Wages Section

Shri Brijesh Prasad

Economic Officer

Shri Rohit Kumar

Technical Assistant

Shri Rahul Khushwah

Data Entry Operator - A

विषय वस्तु Contents

अवलोकन Overviews		I-II
1.1	खेतिहर श्रमिकों (महिला) की राज्य एवं माह - वार औसत दैनिक मजदूरी - 2020-21 State & Month-Wise Average Daily Wages of Field Labour (Female) - 2020-21	1.1
1.2	खेतिहर श्रमिकों (महिला) की राज्य एवं वर्ष-वार औसत दैनिक मजदूरी- 2016-17 से 2020-21 State & Year-Wise Avg. Daily Wages of Field Labour (Female) – 2016-17 to 2020-21	1.2
1.3	खेतिहर श्रमिकों (पुरुष) की राज्य एवं माह - वार औसत दैनिक मजदूरी - 2020-21 State & Month-Wise Average Daily Wages of Field Labour (Male) – 2020-21	1.3
1.4	खेतिहर श्रमिकों (पुरुष) की राज्य एवं वर्ष-वार औसत दैनिक मजदूरी- 2016-17 से 2020-21 State & Year – Wise Avg. Daily Wages of Field Labour (Male) – 2016-17 to 2020-21	1.4
1.5	अन्य खेतिहर श्रमिक (महिला) की राज्य एवं माह-वार औसत दैनिक मजदूरी- 2020-21 State & Month - Wise Average Daily Wages of Other Agri. Labourers (Female): 2020-21	2.1
1.6	अन्य कृषि श्रमिकों (महिला) की राज्य एवं वर्ष-वार औसत दैनिक मजदूरी- 2016-17 से 2020-21 State & Year – Wise Avg. Daily Wages of Other Agri. Labour (Female) – 2016-17 to 2020-21	2.2
1.7	अन्य खेतिहर श्रमिक (पुरुष) की राज्य एवं माह-वार औसत दैनिक मजदूरी- 2020-21 State & Month - Wise Average Daily Wages of Other Agri. Labourers (Male): 2020-21	2.3
1.8	अन्य कृषि श्रमिकों (पुरुष) की राज्य एवं वर्ष-वार औसत दैनिक मजदूरी- 2016-17 से 2020-21 State & Year – Wise Avg. Daily Wages of Other Agri. Labour (Male) – 2016-17 to 2020-21	2.4
1.9	चरवाहे (महिला) की राज्य एवं माह-वार औसत दैनिक मजदूरी- 2020-21 State & Month - Wise Average Daily Wages of Herdsman (Female): 2020-21	3.1
1.10	चरवाहे (महिला) की राज्य एवं वर्ष-वार औसत दैनिक मजदूरी- 2016-17 से 2020-21 State & Year – Wise Avg. Daily Wages of Herdsman (Female) – 2016-17 to 2020-21	3.2
1.11	चरवाहे (पुरुष) की राज्य एवं माह-वार औसत दैनिक मजदूरी- 2020-21 State & Month - Wise Average Daily Wages of Herdsman (Male): 2020-21	3.3
1.12	चरवाहे (पुरुष) की राज्य एवं वर्ष-वार औसत दैनिक मजदूरी- 2016-17 से 2020-21 State & Year – Wise Avg. Daily Wages of Herdsman (Male) – 2016-17 to 2020-21	3.4
1.13	कुशल श्रमिकों (पुरुष) की राज्य एवं माह - वार औसत दैनिक मजदूरी - 2020-21 State & Month-Wise Average Daily Wages of Skilled Labour (Male) - 2020-21	4
1.14	कुशल श्रमिकों (पुरुष) की राज्य एवं वर्ष-वार औसत दैनिक मजदूरी- 2016-17 से 2020-21 State & Year – Wise Avg. Daily Wages of Skilled Labour (Male) – 2016-17 to 2020-21	5
सारणी (TABLES) - INDIVIDUAL STATES		
2.1	आंध्र प्रदेश Andhra Pradesh	6-11
2.2	असम Assam	11-16
2.3	बिहार Bihar	16-31
2.4	छत्तीसगढ़ Chhattisgarh	31-47
2.5	गोवा Goa	47-48
2.5	गुजरात Gujarat	48-58
2.6	हरियाणा Haryana	58-63
2.7	हिमाचल प्रदेश Himachal Pradesh	63-67
2.8	झारखंड Jharkhand	67-71
2.9	कर्नाटक Karnataka	71-79
2.10	केरल Kerala	79-85
2.11	मध्य प्रदेश Madhya Pradesh	85-113

2.12	महाराष्ट्र Maharashtra	113-120
2.13	ओडिशा Odisha	120-150
2.14	पंजाब Punjab	150-155
2.15	राजस्थान Rajasthan	155-171
2.16	तमिलनाडु Tamil Nadu	171-178
2.17	तेलंगाना Telangana	178-184
2.18	त्रिपुरा Tripura	184-187
2.19	उत्तर प्रदेश Uttar Pradesh	187-204
2.20	उत्तराखंड Uttarakhand	204-207
2.21	पश्चिम बंगाल West Bengal	207-213
परिशिष्ट APPENDICES		
परिशिष्ट-I Appendix I	कृषि मजदूरी संबंधी प्रोफार्मा (श्रेणी-वार के लिए) Proforma for Agricultural Wages (for Category-Wise)	214
परिशिष्ट-II Appendix II	कृषि मजदूरी संबंधी प्रोफार्मा (प्रचालन-वार के लिए) Proforma for Agricultural Wages (for Operation-Wise)	215
परिशिष्ट-III Appendix III	कृषि एवं कुशल ग्रामीण श्रमिकों के लिए मजदूरी दर की संकलन संबंधी प्रक्रिया Methodology of Collection of Wage Rate for Agri. & Skilled Rural Labour	216
परिशिष्ट-IV, Appendix IV	स्पष्टीकरण टिप्पणियां Explanatory Notes	217
परिशिष्ट-V Appendix V	प्रकाशन के लिए प्रतिवेदित राज्यवार जिलों की संख्या Number of Districts (State-wise) reported for the publication	218

अवलोकन

प्रस्तावना

कृषि कार्य के श्रमोन्नमुखी स्वभाव के कारण देश में कृषि मजदूरी खेती की लागतों में से एक मुख्य घटक है। किसी भी अन्य वस्तुओं की मूल्य के तरह, श्रम का मूल्य अर्थात् मजदूरी का भी निर्धारण मांग एवं आपूर्ति के बाजार कारकों के अनुसार होता है। किसी भी अन्य बाजार के जैसा ही श्रम बाजार अपूर्णताएं इसे भी मानकों से पृथक करती है। ये कारक विभिन्न राज्यों में मजदूरी दरों में भिन्नताएं पैदा करती हैं। न्यूनतम मजदूरी अधिनियम के कार्यान्वयन की वास्तविक स्थिति को जानने के लिए कृषि मजदूरी के ये आकड़े सूचना के महत्वपूर्ण स्रोत हैं।

मुख्य अवलोकन

2020-21 के दौरान खेतिहर श्रमिक (पुरुष) (सारणी 1.1) के लिए अखिल भारतीय वार्षिक औसत दैनिक मजदूरी दर ₹342 /दिन थी जिसमें केरल राज्य ने खेतिहर मजदूरी (पुरुष) को अधिकतम मजदूरी अर्थात् ₹789/दिन दिया जबकि सभी राज्यों में छत्तीसगढ़ सबसे न्यूनतम मजदूरी अर्थात् ₹246/दिन दिया।

अखिल भारतीय एवं राज्य स्तर (सारणी 1.2) पर खेतिहर श्रमिक (महिला) के लिए औसत दैनिक मजदूरी दर यह भी दर्शाता है कि केरल में खेतिहर श्रमिक (महिला) को अधिकतम मजदूरी अर्थात् ₹537/दिन दी गई, जबकि छत्तीसगढ़ में सबसे कम मजदूरी ₹172 रूपए/दिन दी गई। अखिल भारतीय वार्षिक औसत मजदूरी दर ₹282/दिन थी। इसी श्रेणी के कार्य के लिए पुरुष एवं महिला कृषि श्रमिकों के मजदूरी दरों के बीच अंतर पाया गया है और यह अखिल भारतीय स्तर पर लगभग 21 प्रतिशत है।

कुशल श्रमिकों के मामले में, केरल एवं त्रिपुरा में क्रमशः उच्चतम मजदूरी दर अर्थात् ₹929 /दिन एवं न्यूनतम मजदूरी ₹295 /दिन दिए गए। अखिल भारतीय स्तर पर, यह मजदूरी दर ₹457/दिन है (सारणी 1.3)।

मजदूरी दर में अंतरराज्यिक भिन्नता

खेतिहर पुरुष श्रमिक के मामलों में केरल में दी जाने वाली उच्चतम मजदूरी, न्यूनतम मजदूरी देने वाले छत्तीसगढ़ से लगभग 211 प्रतिशत एवं अखिल भारतीय औसत दैनिक मजदूरी से लगभग 128 प्रतिशत अधिक है। महिला खेतिहर मजदूर के मामले में भी, केरल में दी जाने वाली उच्चतम

मजदूरी, न्यूनतम मजदूरी देने वाले छत्तीसगढ़ से लगभग 212 प्रतिशत एवं अखिल भारतीय औसत दैनिक मजदूरी से लगभग 90 प्रतिशत अधिक है। उक्त अंतरराज्यिक उच्चस्तरीय भिन्नताएं स्पष्ट रूप से श्रमिकों की उपलब्धता के परिदृश्य, कार्य-दुर्गमता, कार्मिकों की जीवन-यापन लागत, कार्यों के भौगोलिक स्थान एवं कारकों को दर्शाती है, जो किसी भी राज्य विशेष में मजदूरी दर को निर्धारित करने के लिए एक महत्वपूर्ण भूमिका दर्शाती है जबकि राज्यों के बीच मजदूरी दरों में भिन्नता को बाजार दबावों एवं बाजार अपूर्णता के रूप में स्पष्ट किया जा सकता है। राज्य प्राधिकारों द्वारा किसी वर्ष विशेष में किसी जिले के अंतर्गत पहले से चयनित गाँवों के सेमपल में परिवर्तन कारण भी राज्यांतर्गत या अंतरराज्यिक इस प्रकार की भिन्नताएँ हो सकती हैं।

मजदूरी दरों में लिंग अंतर

खेतिहर श्रमिकों के लिए पुरुष एवं महिला संबंधी अखिल भारतीय वार्षिक औसत मजदूरी दर क्रमशः ₹342 एवं ₹282 थी। अतः, पुरुष कार्मिकों को महिला कार्मिकों की तुलना में 21 प्रतिशत अधिक राशि दी गई। राज्यों में, लिंग अंतर, मजदूरी के क्षेत्र में भी देखा जाता है। तमिलनाडु को लगभग 113 प्रतिशत एवं झारखंड को 6 प्रतिशत के साथ क्रमशः अधिकतम एवं न्यूनतम लिंग अंतर वाले राज्यों के रूप में देखा गया है। पुरुष मजदूरी दर की तुलना में महिला मजदूरी दर की अनुपात यह दर्शाता है कि अधिकांश राज्यों में मजदूरी के रूप में लिंग समानता में कमी है।

Overview

Introduction

Labour wages constitute one of the major components of cost of cultivation in the country, due to the labour-intensive nature of agricultural operations. Like the price of any other commodity, wages of labour are also determined by the market forces of supply and demand. Labour market imperfections make it deviate from the norms like any other market. These factors lead to wide variations in wage rates among various states. The data on agricultural wages are essential source of information about actual position of implementation of the Minimum Wages Act.

Main Observations

The all India annual average daily wage rate for field labour (male) (Table: 1.1), during 2020-21 was ₹342/day, with Kerala paying the highest wage to field labour (male) ₹789/day, while Chhattisgarh figured as the lowest wage payer among all states with ₹246/day.

Average daily wage rate for field labour (female) at all India and State level (Table: 1.2) also showed that Kerala paid the highest wage to field labour (female) i.e. ₹537/day, while Chhattisgarh paid the lowest wage i.e. ₹172/day. All-India annual average wage rate was ₹282/day. The variation between wages of male and female agricultural labourer for the same category of work has been observed and it is approximately 21 per cent at all India level.

In case of skilled labour, highest wage rate i.e. ₹929/day and lowest wage rate i.e. ₹295/day were paid in Kerala and Tripura respectively. At all India level, the wage rate is ₹457/day (Table: 1.3).

Inter-State Variation in Wage Rate

In case of field labour (male), the highest paid wages (in Kerala) is about 221 per cent more than that of the lowest (in Chhattisgarh) and about 128 per cent more than the all India average daily wages. In case of female field labour, the highest paid wages (in Kerala) also is about 212 per cent more than that of the lowest (in Chhattisgarh) and about 90 per cent more than the all India average daily wages. The very high state variations clearly reflect the scenario of availability of labour, arduousness of work, cost of living of the workers, geographical

location of work and other factors, which play an important role in determining the wage rate in a particular state. While variations in wage rates between states can be explained by the interplay of market forces and degree of market imperfections. Variations across States or within States may also be due to change in the selection of villages under a district from a given state for a particular year as provided by the State Authority.

Gender Gap in Wage Rates

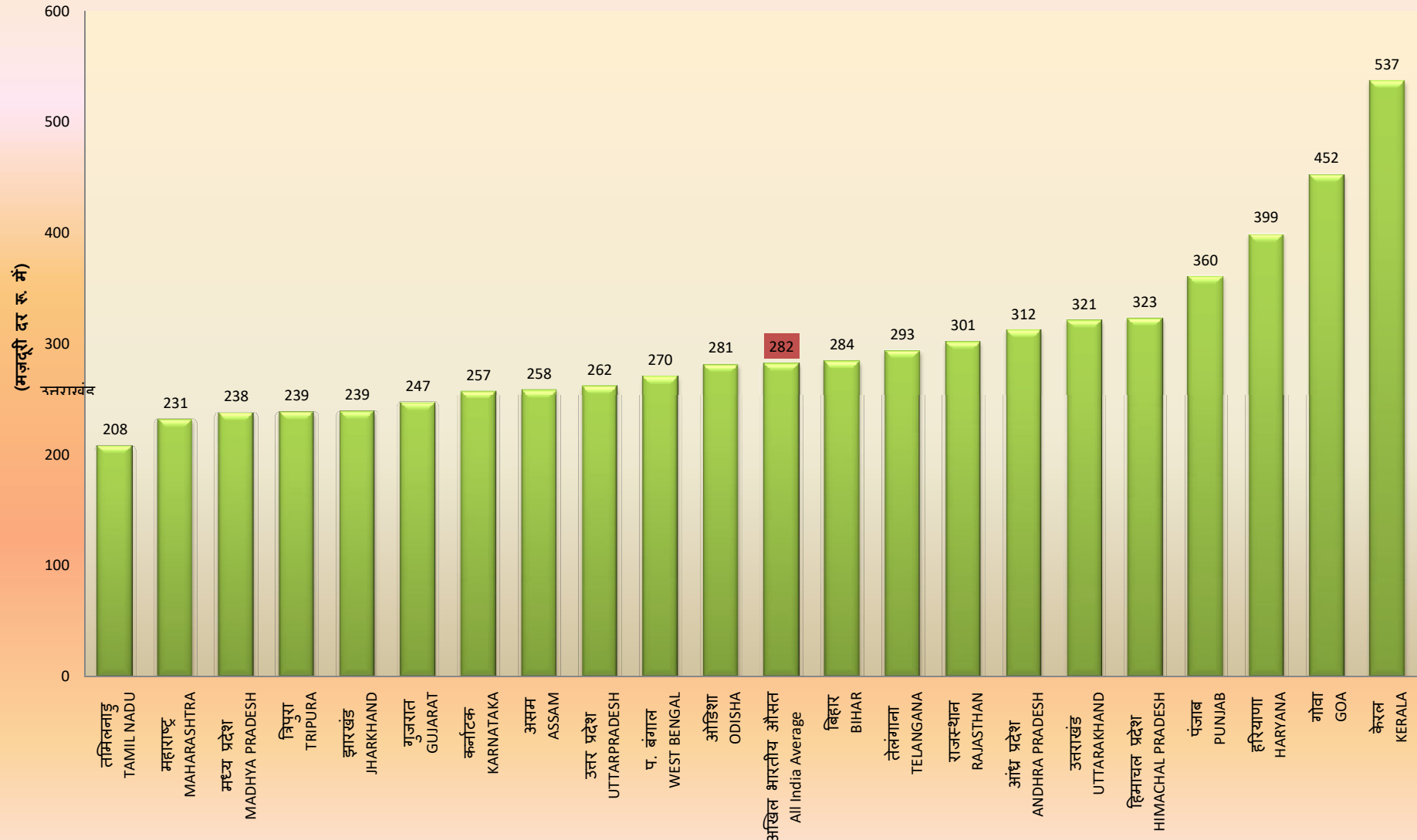
All India annual average wage rate for male and female for field labour is ₹342 and ₹282 respectively. Hence, the male workers were paid 21 per cent more than that of female workers. Among the states, gender gap, in term of wage, is also observed. Tamil Nadu, with about 113 per cent and Jharkhand, the lowest with 6 %, are observed as the highest and the lowest gender gap states respectively. Ratio of female wage rates to male wage rates indicates that gender parity has reduced in most of the states.

तालिका:1.1: खेतिहर श्रमिकों (महिला) की राज्य एवं माह - वार औसत दैनिक मजदूरी - 2020-21
Table: State & Month-Wise Average Daily Wages of Field Labour (Female) - 2020-21

(मजदूरी रुपये में)
(Wages in Rs.)

क्र. सं. S. No.	राज्य STATE	जुलाई JULY	अगस्त AUG	सितंबर SEPT	अक्टूबर OCT	नवंबर NOV	दिसंबर DEC	जनवरी JAN	फरवरी FEB	मार्च MARCH	अप्रैल APRIL	मई MAY	जून JUNE	वार्षिक औसत Annual Average
1	आंध्र प्रदेश ANDHRA PRADESH	284	298	285	296	319	317	325	339	323	326	313	314	312
2	असम ASSAM	265	248	248	248	249	247	247	254	254	276	277	274	258
3	बिहार BIHAR	279	283	281	283	284	281	275	288	284	293	292	289	284
4	छत्तीसगढ़ CHHATTISGARH	177	173	177	176	162	176	169	165	172	171	178	167	172
5	गोवा GOA	413	463	475	463	458	450	413	475	467	463	475	438	452
6	गुजरात GUJARAT	244	243	243	246	249	247	247	249	247	249	246	252	247
7	हरियाणा HARYANA	390	390	393	394	398	398	396	400	396	409	405	418	399
8	हिमाचल प्रदेश HIMACHAL PRADESH	317	317	317	317	317	317	317	317	333	333	333	333	323
9	झारखंड JHARKHAND	238	237	237	238	239	239	242	242	239	238	238	238	239
10	कर्नाटक KARNATAKA	260	256	256	263	261	261	257	258	249	240	250	260	256
11	केरल KERALA	519	525	526	529	536	538	550	545	546	551	541	539	537
12	मध्य प्रदेश MADHYA PRADESH	231	234	240	240	238	238	238	242	240	240	236	236	238
13	महाराष्ट्र MAHARASHTRA	220	220	225	227	226	223	250	250	246	246	246	250	231
14	ओडिशा ODISHA	269	270	273	275	279	281	285	284	285	289	291	292	281
15	पंजाब PUNJAB	357	360	358	352	351	360	362	359	362	372	359	367	360
16	राजस्थान RAJASTHAN	293	300	296	299	299	299	307	302	305	307	301	305	301
17	तमिलनाडु TAMIL NADU	199	212	203	204	207	209	213	215	210	208	208	202	208
18	तेलंगाना TELANGANA	288	297	298	289	293	297	301	293	281	288	296	300	293
19	त्रिपुरा TRIPURA	269	271	271	258	201	201	238	238	238	238	238	238	239
20	उत्तर प्रदेश UTTAR PRADESH	251	252	248	252	255	259	260	262	264	277	277	277	262
21	उत्तराखंड UTTARAKHAND	315	329	288	340	336	325	300	328	330	318	306	320	321
22	प. बंगाल WEST BENGAL	266	275	265	272	266	274	262	265	269	276	276	278	270
अखिल भारतीय औसत All India Average		275	278	278	281	285	283	281	284	284	287	286	288	282

ग्राफ 1: खेतिहर श्रमिक (महिला) का राज्यवार औसत दैनिक मज़दूरी- 2020-21
 Graph 1: State -Wise Average Daily Wages of Field Labour (Female) 2020-21



(संदर्भ तालिका: 1.1)
 (Ref. Table: 1.1)

तालिका: 1.2: खेतिहर श्रमिकों (महिला) की राज्य एवं वर्ष-वार औसत दैनिक मजदूरी- 2016-17 से 2020-21
Table: 1.2: State & Year-Wise Avg. Daily Wages of Field Labour (Female) – 2016-17 to 2020-21

(मजदूरी रूपय में)
(Wages in Rs.)

क्र. सं. S. No.	राज्य STATE	2016-17	2017-18	2018-19	2019-20	2020-21	2016-17 के तुलना में 2020-21 में % परिवर्तन % Variation in 2020-21 over 2016-17	CAGR in 2020-21 against 2016-17
1	आंध्र प्रदेश ANDHRA PRADESH	223	240	257	272	312	40.1	8.8
2	असम ASSAM	216	232	235	252	258	19.3	4.5
3	बिहार BIHAR	215	227	243	264	284	32.0	7.2
4	छत्तीसगढ़ CHHATTISGARH	143	137	153	169	172	19.8	4.6
5	गुजरात GUJARAT	187	196	203	228	247	31.9	7.2
6	हरियाणा HARYANA	320	349	373	385	399	24.6	5.7
7	हिमाचल प्रदेश HIMACHAL	266	279	300	312	323	21.4	5.0
8	झारखंड JHARKHAND	203	249	230	239	239	17.8	4.2
9	कर्नाटक KARNATAKA	280	318	357	336	257	-8.5	-2.2
10	केरल KERALA	453	488	506	525	537	18.4	4.3
11	मध्य प्रदेश MADHYA PRADESH	199	211	214	226	238	19.1	4.5
12	महाराष्ट्र MAHARASHTRA	93	133	214	225	231	150.1	25.8
13	ओडिशा ODISHA	191	227	239	257	281	47.0	10.2
14	राजस्थान RAJASTHAN	261	270	303	303	301	15.5	3.7
15	तमिलनाडु TAMIL NADU	153	168	180	195	208	36.1	8.0
16	तेलंगाना TELANGANA	187	216	237	276	293	56.8	11.9
17	त्रिपुरा TRIPURA	253	255	251	244	239	-5.9	-1.5
18	उत्तर प्रदेश UTTAR PRADESH	212	224	237	248	262	22.0	5.4
19	उत्तराखंड UTTARAKHAND	302	245	277	309	321	6.2	1.5
20	प. बंगाल WEST BENGAL	224	235	237	256	270	20.5	4.8
	अखिल भारतीय औसत All India Average	219	231	249	265	282	29.0	6.6

Note: 1. All India Average wage rates for field labour from 2016-17 to 2019-20 have been updated as per the new methodology.

2. As Goa has started furnishing the data from 2020-21, time series data are not available.

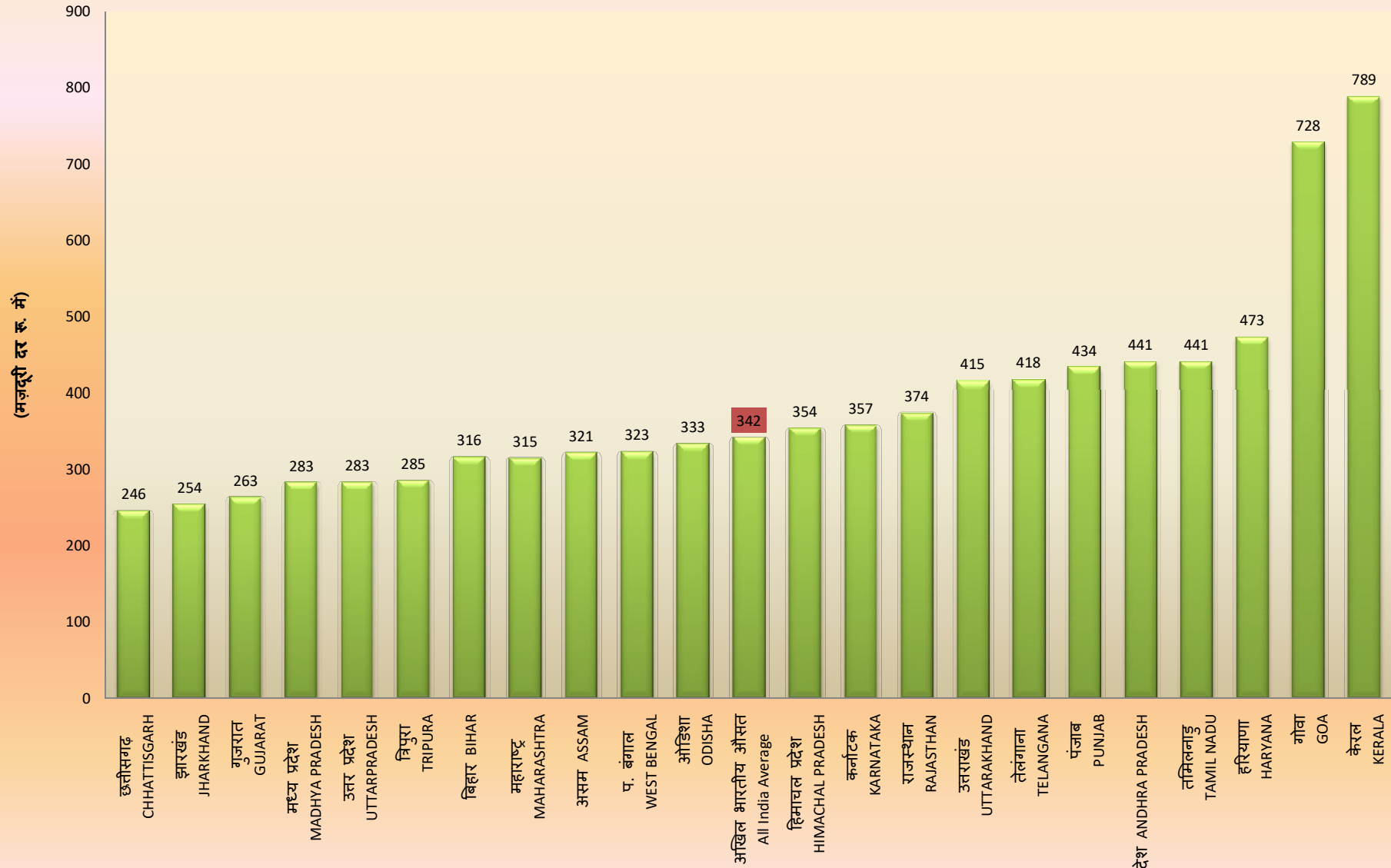
3. As Punjab has started furnishing wage rate for female field labour from 2018-19, time series data are not available.

तालिका 1.3: खेतिहर श्रमिकों (पुरुष) की राज्य एवं माह - वार औसत दैनिक मजदूरी - 2020-21
Table 1.3: State & Month-Wise Average Daily Wages of Field Labour (Male) – 2020-21

(मजदूरी रुपये में)
(Wages in Rs.)

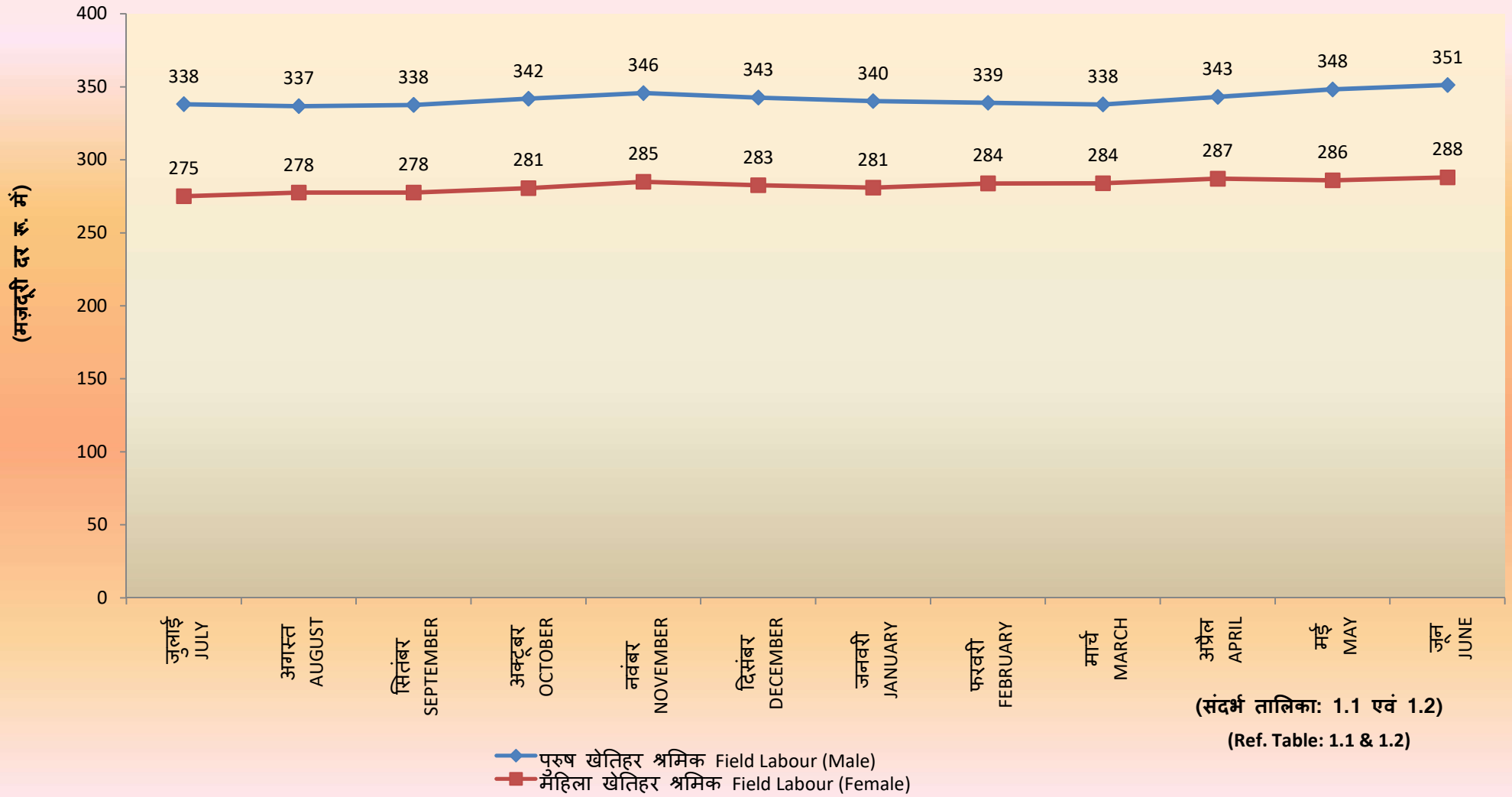
क्र. सं. S. No.	राज्य STATE	जुलाई JULY	अगस्त AUG	सितंबर SEPT	अक्टूबर OCT	नवंबर NOV	दिसंबर DEC	जनवरी JAN	फरवरी FEB	मार्च MARCH	अप्रैल APRIL	मई MAY	जून JUNE	वार्षिक औसत Annual Average
1	आंध्र प्रदेश ANDHRA PRADESH	413	434	413	432	443	441	452	447	433	445	468	470	441
2	असम ASSAM	326	313	310	299	312	311	314	318	318	337	346	348	321
3	बिहार BIHAR	313	312	311	310	312	317	310	320	319	324	325	322	316
4	छत्तीसगढ़ CHHATTISGARH	259	241	248	253	299	264	262	239	232	234	237	224	246
5	गोवा GOA	713	725	700	725	745	758	663	700	717	725	750	750	728
6	गुजरात GUJARAT	260	261	260	263	266	265	265	266	262	262	264	268	263
7	हरियाणा HARYANA	457	466	468	467	468	472	473	474	473	481	484	493	473
8	हिमाचल प्रदेश HIMACHAL PRADESH	347	347	347	347	347	347	347	347	368	368	368	368	354
9	झारखंड JHARKHAND	251	251	251	251	252	252	256	258	256	256	256	256	254
10	कर्नाटक KARNATAKA	363	357	362	363	365	364	356	346	347	340	352	367	357
11	केरल KERALA	774	763	780	781	792	790	792	795	802	789	804	804	789
12	मध्य प्रदेश MADHYA PRADESH	277	271	280	283	284	287	279	283	282	286	287	295	283
13	महाराष्ट्र MAHARASHTRA	308	307	302	304	304	308	333	333	333	333	333	338	315
14	ओडिशा ODISHA	324	325	326	327	332	334	337	336	336	340	341	343	333
15	पंजाब PUNJAB	439	433	429	432	432	432	433	430	431	438	436	440	434
16	राजस्थान RAJASTHAN	372	367	368	385	379	372	367	363	361	372	388	388	374
17	तमिलनाडु TAMIL NADU	437	471	453	448	452	434	425	438	438	437	425	430	441
18	तेलंगाना TELANGANA	446	432	416	401	413	431	435	400	369	378	420	457	418
19	त्रिपुरा TRIPURA	324	312	313	304	295	295	283	283	283	283	283	283	285
20	उत्तर प्रदेश UTTAR PRADESH	274	273	274	278	279	280	280	282	284	296	297	297	283
21	उत्तराखंड UTTARAKHAND	430	419	386	445	450	398	410	420	416	406	396	400	415
22	प. बंगाल WEST BENGAL	315	321	314	320	321	327	324	318	320	333	335	332	323
अखिल भारतीय औसत All India Average		338	337	338	342	346	343	340	339	338	343	348	351	342

ग्राफ2: खेतिहर श्रमिक (पुरुष) का राज्यवार औसत दैनिक मज़दूरी: 2020-21
 Graph2: State-Wise Average Daily Wages of Field Labour (Male): 2020-21



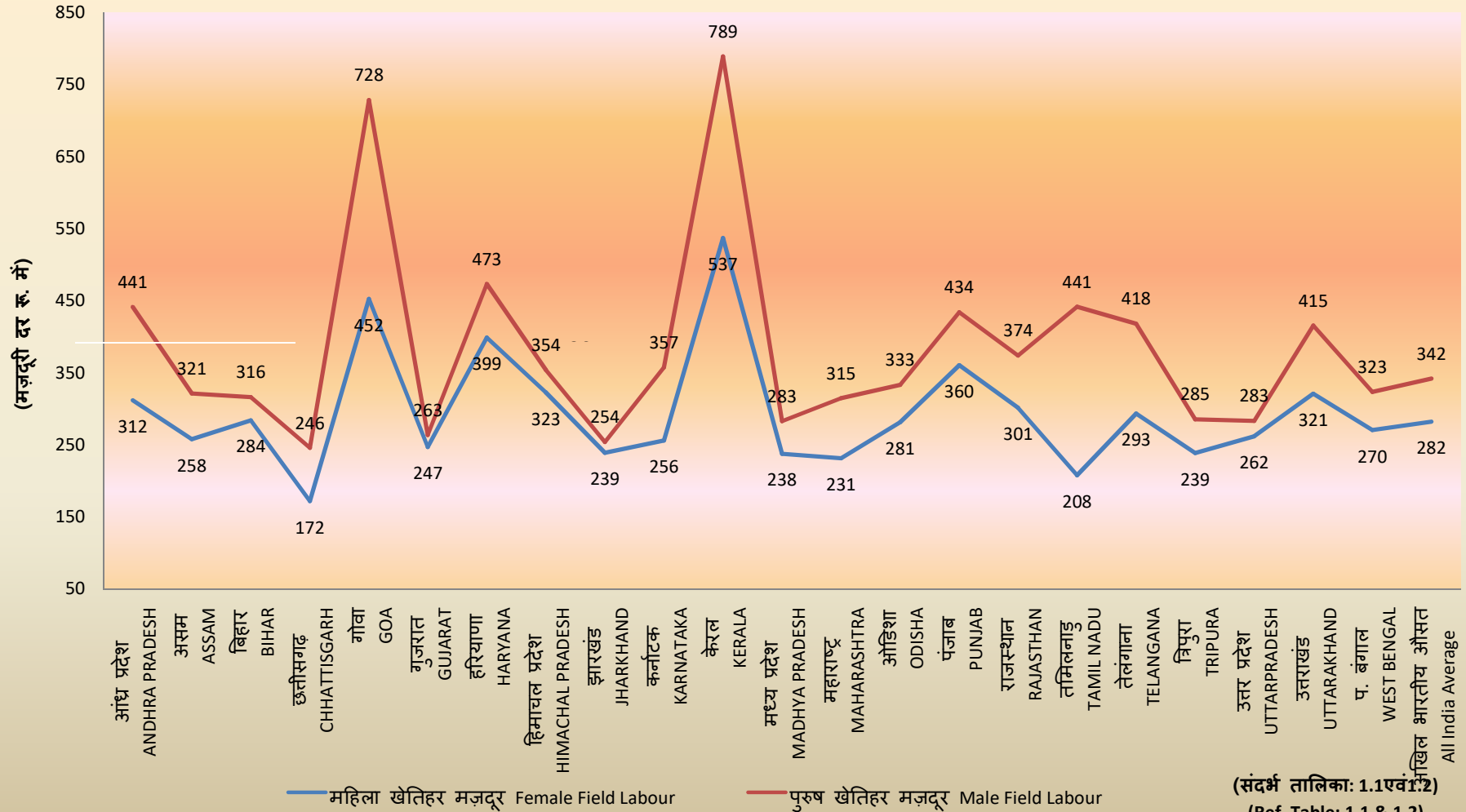
(संदर्भ तालिका: 1.3)
 (Ref Table: 1.3)

ग्राफ 3: पुरुष एवं महिला श्रमिकों की मासिक औसत दैनिक मज़दूरी: 2020-21 (अखिल भारतीय)
 Graph 3: Monthly Average Daily Wages of Male & Female Field Labor: 2021-22 (All India)



ग्राफ 4: पुरुष एवं महिला खेतिहर मज़दूर की वार्षिक औसत दैनिक मज़दूरी: 2020-21

Graph 4: Annual Average Daily Wages of Male & Female Field Labour: 2020-21



तालिका:1.4: खेतिहर श्रमिकों (पुरुष) की राज्य एवं वर्ष-वार औसत दैनिक मजदूरी- 2016-17 से 2020-21
Table: 1.4 State & Year – Wise Avg. Daily Wages of Field Labour (Male) – 2016-17 to 2020-21

(मजदूरी रुपये में)
(Wages in Rs.)

क्र. सं. S. No.	राज्य STATE	2016-17	2017-18	2018-19	2019-20	2020-21	2016-17 के तुलना में 2020-21 में % परिवर्तन % Variation in 2020-21 over 2016-17	CAGR in 2020-21 against 2016-17
1	आंध्र प्रदेश ANDHRA PRADESH	320	332	362	381	441	38.0	8.4
2	असम ASSAM	271	275	291	318	321	18.5	4.3
3	बिहार BIHAR	236	248	269	297	314	34.0	7.4
4	छत्तीसगढ़ CHHATTISGARH	200	201	217	234	246	22.7	5.2
5	गुजरात GUJARAT	211	219	228	251	263	24.9	5.7
6	हरियाणा HARYANA	390	416	440	453	473	21.3	4.9
7	हिमाचल प्रदेश HIMACHAL	278	300	322	338	354	27.2	6.2
8	झारखंड JHARKHAND	226	254	256	258	254	12.1	2.9
9	कर्नाटक KARNATAKA	325	354	384	366	357	10.0	2.4
10	केरल KERALA	582	623	673	701	789	35.6	7.9
11	मध्य प्रदेश MADHYA PRADESH	230	247	250	265	283	23.0	5.3
12	महाराष्ट्र MAHARASHTRA	139	266	286	331	315	126.3	22.7
13	ओडिशा ODISHA	239	270	280	307	333	40.0	8.7
14	पंजाब PUNJAB	396	403	412	425	434	9.7	2.3
15	राजस्थान RAJASTHAN	315	334	357	368	374	18.8	4.4
16	तमिलनाडु TAMIL NADU	328	347	372	392	441	34.8	7.7
17	तेलंगाना TELANGANA	290	334	336	394	418	44.1	9.6
18	त्रिपुरा TRIPURA	297	317	312	300	285	-3.9	-1.0
19	उत्तर प्रदेश UTTAR PRADESH	232	241	260	269	283	22.0	5.1
20	उत्तराखंड UTTARAKHAND	387	356	354	373	415	7.4	1.8
21	प. बंगाल WEST BENGAL	267	274	278	304	323	21.2	4.9
अखिल भारतीय औसत All India Average		279	294	306	325	342	22.7	5.2

Note: 1. All India Average wage rates for field labour from 2016-17 to 2019-20 have been updated as per the new methodology.
2. As Goa has started furnishing the data from 2020-21, time series data are not available.

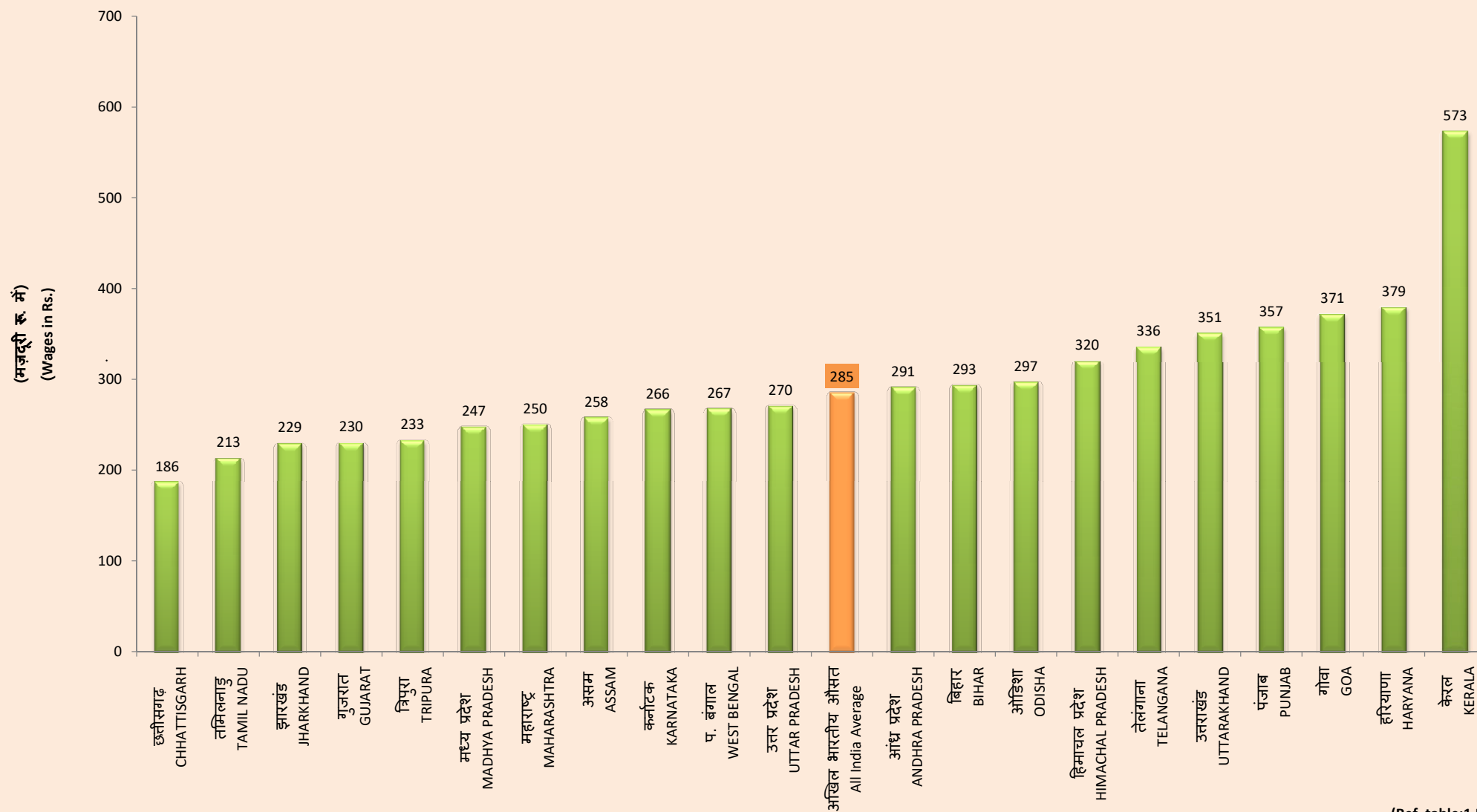
तालिका:1.5 - अन्य खेतिहर श्रमिक (महिला) की राज्य एवं माह-वार औसत दैनिक मजदूरी- 2020-21
Table:1.5 - State & Month - Wise Average Daily Wages of Other Agri. Labourers (Female): 2020-21

(मजदूरी रूपय में)
(Wages in Rs.)

क्र. सं. S. No.	राज्य STATE	जुलाई JULY	अगस्त AUG	सितंबर SEPT	अक्टूबर OCT	नवंबर NOV	दिसंबर DEC	जनवरी JAN	फरवरी FEB	मार्च MARCH	अप्रैल APRIL	मई MAY	जून JUNE	वार्षिक औसत Annual Average
1	आंध्र प्रदेश ANDHRA PRADESH	284	268	302	307	336	322	317	281	261	288	223	223	291
2	असम ASSAM	272	243	242	241	246	246	248	257	257	281	285	274	258
3	बिहार BIHAR	281	271	288	292	299	291	284	295	300	308	313	304	293
4	छत्तीसगढ़ CHHATTISGARH	201	187	174	183	184	184	191	182	188	179	191	185	186
5	गोवा GOA	-	-	-	375	-	-	-	-	375	375	350	-	371
6	गुजरात GUJARAT	223	226	226	229	232	231	231	232	231	232	229	236	230
7	हरियाणा HARYANA	373	368	370	375	380	375	367	379	379	393	385	402	379
8	हिमाचल प्रदेश HIMACHAL PRADESH	315	315	315	315	315	315	315	315	330	330	330	330	320
9	झारखंड JHARKHAND	226	226	227	227	228	228	231	232	230	232	232	232	229
10	कर्नाटक KARNATAKA	268	272	277	277	273	273	257	252	256	259	260	266	266
11	केरल KERALA	559	567	561	570	578	576	574	574	582	576	583	579	573
12	मध्य प्रदेश MADHYA PRADESH	238	242	240	242	244	242	251	254	254	253	254	254	247
13	महाराष्ट्र MAHARASHTRA	257	261	250	252	250	256	242	242	238	238	238	242	250
14	ओडिशा ODISHA	283	283	288	291	295	297	301	299	302	306	308	310	297
15	पंजाब PUNJAB	363	363	355	358	350	350	353	350	355	360	362	365	357
16	तमिलनाडु TAMIL NADU	219	215	229	211	205	214	212	209	213	204	209	214	213
17	तेलंगाना TELANGANA	300	300	300	333	333	360	350	350	350	363	363	400	336
18	त्रिपुरा TRIPURA	252	250	250	250	173	173	234	234	234	234	234	234	233
19	उत्तर प्रदेश UTTAR PRADESH	261	262	263	266	267	269	271	271	273	279	279	279	270
20	उत्तराखंड UTTARAKHAND	347	349	344	344	344	359	359	359	356	348	348	348	351
21	प. बंगाल WEST BENGAL	257	268	267	276	256	266	258	258	269	281	282	279	267
	अखिल भारतीय औसत All India Average	280	281	282	285	288	286	283	283	285	290	290	292	285

Note: State of Rajasthan doesn't furnish wage rates for other agricultural labourers.

ग्राफ:5- अन्य खेतिहर श्रमिक (महिला) की राज्यवार औसत दैनिक मज़दूरी- 2020-21
 Graph:5- State Wise Average Daily Wages of Other Agri. Labourers (Female): 2020-21



(Ref. table:1.5)

तालिका:1.6 - अन्य कृषि श्रमिकों (महिला) की राज्य एवं वर्ष-वार औसत दैनिक मजदूरी- 2016-17 से 2020-21
Table:1.6 - State & Year – Wise Avg. Daily Wages of Other Agri. Labour (Female) – 2016-17 to

(मजदूरी रूपय में)
(Wages in Rs.)

क्र. सं. S. No.	राज्य STATE	2016-17	2017-18	2018-19	2019-20	2020-21	2016-17 के तुलना में 2020-21 में % परिवर्तन (% Variation in 2020-21 over 2016-17)	CAGR in 2020-21 against 2016-17
1	आंध्र प्रदेश ANDHRA PRADESH	236	228	227	256	291	23.3	5.4
2	असम ASSAM	219	234	233	251	258	17.8	4.2
3	बिहार BIHAR	223	225	259	277	293	31.6	7.1
4	छत्तीसगढ़ CHHATTISGARH	144	153	166	190	186	29.3	6.6
5	गुजरात GUJARAT	178	186	192	215	230	29.3	6.6
6	हरियाणा HARYANA	315	340	357	364	379	20.1	4.7
7	हिमाचल प्रदेश HIMACHAL PRADESH	264	276	298	309	320	21.3	4.9
8	झारखंड JHARKHAND	199	223	212	224	229	14.9	3.5
9	कर्नाटक KARNATAKA	283	322	357	334	266	-5.9	-1.5
10	केरल KERALA	491	520	536	558	573	16.8	4.0
11	मध्य प्रदेश MADHYA PRADESH	200	211	222	229	247	23.5	5.4
12	महाराष्ट्र MAHARASHTRA	150	150	208	218	250	66.5	13.6
13	ओडिशा ODISHA	193	250	261	273	297	54.2	11.4
14	पंजाब PUNJAB	*	*	358	356	357	-	-
15	तमिलनाडु TAMIL NADU	157	169	181	204	213	35.6	7.9
16	तेलंगाना TELANGANA	157	258	255	295	336	113.3	20.8
17	त्रिपुरा TRIPURA	245	252	243	235	233	-5.2	-1.3
18	उत्तर प्रदेश UTTAR PRADESH	213	223	239	258	270	27.0	6.1
19	उत्तराखंड UTTARAKHAND	291	262	294	316	351	20.3	4.7
20	प. बंगाल WEST BENGAL	220	230	240	255	267	21.2	4.9
अखिल भारतीय औसत All India Average		224	237	258	272	285	27.6	6.3

Note: As State of Goa has started furnishing the data from this year, time series data are not available for the State. Rajasthan has not furnished data for this category.

* Data were not furnished in 2016-17 & 2017-18.

तालिका:1.7: अन्य खेतिहर श्रमिक (पुरुष) की राज्य एवं माह-वार औसत दैनिक मजदूरी- 2020-21

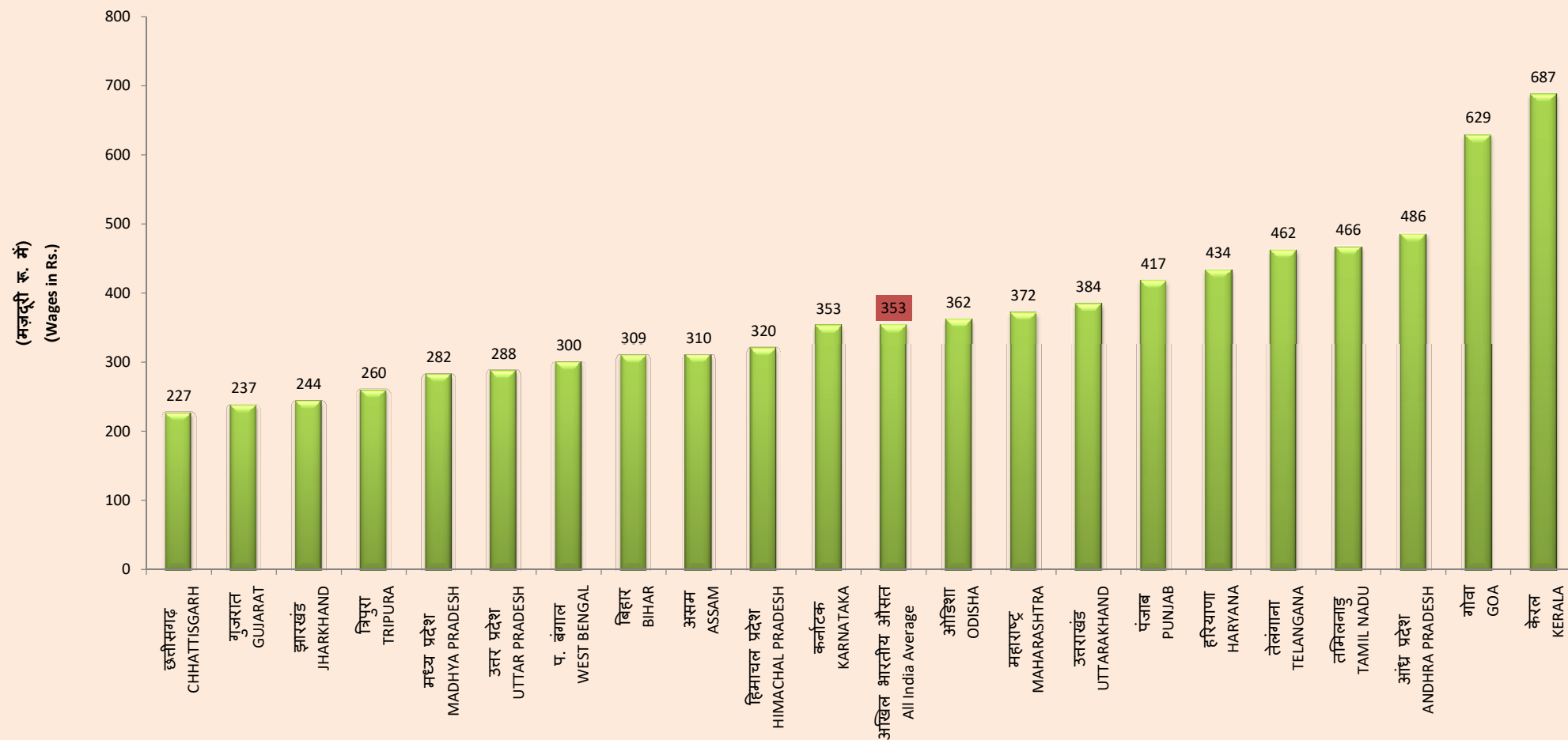
Table: 1.7: State & Month - Wise Average Daily Wages of Other Agri. Labourers (Male): 2020-21

(मजदूरी रुपये में)
(Wages in Rs.)

क्र. सं. S. No.	राज्य STATE	जुलाई JULY	अगस्त AUG	सितंबर SEPT	अक्टूबर OCT	नवंबर NOV	दिसंबर DEC	जनवरी JAN	फरवरी FEB	मार्च MARCH	अप्रैल APRIL	मई MAY	जून JUNE	वार्षिक औसत Annual Average
1	आंध्र प्रदेश ANDHRA PRADESH	460	462	490	494	492	477	489	490	496	494	484	491	486
2	असम ASSAM	319	302	298	283	301	301	305	303	306	329	337	337	310
3	बिहार BIHAR	310	301	306	312	309	306	306	311	306	318	314	313	309
4	छत्तीसगढ़ CHHATTISGARH	242	233	222	233	230	221	226	229	223	216	229	225	227
5	गोवा GOA	-	-	-	625	-	-	-	-	625	650	600	-	629
6	गुजरात GUJARAT	231	234	234	236	240	239	239	239	239	239	236	243	237
7	हरियाणा HARYANA	421	423	428	428	432	428	428	432	432	450	443	460	434
8	हिमाचल प्रदेश HIMACHAL PRADESH	315	315	315	315	315	315	315	315	330	330	330	330	320
9	झारखंड JHARKHAND	240	240	237	237	238	238	245	248	250	252	252	252	244
10	कर्नाटक KARNATAKA	354	357	367	363	360	361	339	344	346	341	343	353	353
11	केरल KERALA	670	676	677	677	681	681	678	693	701	700	704	706	687
12	मध्य प्रदेश MADHYA PRADESH	270	272	275	275	279	273	284	284	292	296	295	292	282
13	महाराष्ट्र MAHARASHTRA	390	390	383	383	382	387	342	342	342	342	342	346	372
14	ओडिशा ODISHA	352	353	354	356	361	362	364	363	365	369	370	371	362
15	पंजाब PUNJAB	422	416	412	416	414	414	418	415	416	420	423	423	417
16	तमिलनाडु TAMIL NADU	460	453	455	474	467	464	483	476	460	467	467	467	466
17	तेलंगाना TELANGANA	450	473	477	466	467	460	457	459	459	455	450	453	462
18	त्रिपुरा TRIPURA	304	294	294	293	233	233	258	258	258	258	258	258	260
19	उत्तर प्रदेश UTTAR PRADESH	279	281	285	285	285	286	289	289	290	292	294	295	288
20	उत्तराखंड UTTARAKHAND	381	381	379	379	379	393	393	393	392	374	374	382	384
21	प. बंगाल WEST BENGAL	282	298	301	322	285	310	304	285	297	311	308	305	300
अखिल भारतीय औसत All India Average		347	350	353	356	357	353	351	352	353	357	353	355	353

Note: State of Rajasthan doesn't furnish wage rates for other agricultural labourers.

ग्राफ-6: अन्य खेतिहर श्रमिक (पुरुष) की राज्यवार औसत दैनिक मज़दूरी- 2020-21
 Graph-6: State Wise Average Daily Wages of Other Agri. Labourers (Male): 2020-21



(Ref. table:1.7)

तालिका: 1.8 - अन्य कृषि श्रमिकों (पुरुष) की राज्य एवं वर्ष-वार औसत दैनिक मजदूरी- 2016-17 से 2020-21

Table: 1.8 - State & Year – Wise Avg. Daily Wages of Other Agri. Labour (Male) – 2016-17 to 2020-21
(मजदूरी रूपय में)

क्र. सं. S. No.	राज्य STATE	2016-17	2017-18	2018-19	2019-20	2020-21	2016-17 के तुलना में 2020-21 में % परिवर्तन (% Variation in 2020-21 over 2016-17)	CAGR in 2020-21 against 2016-17
1	आंध्र प्रदेश ANDHRA PRADESH	337	356	400	448	486	44.3	9.6
2	असम ASSAM	270	272	286	304	310	14.7	3.5
3	बिहार BIHAR	247	248	280	303	309	25.3	5.8
4	छत्तीसगढ़ CHHATTISGARH	174	194	203	225	227	30.1	6.8
5	गुजरात GUJARAT	183	191	201	222	237	29.4	6.7
6	हरियाणा HARYANA	352	381	395	409	434	23.3	5.4
7	हिमाचल प्रदेश HIMACHAL PRADESH	264	277	298	309	320	21.3	4.9
8	झारखंड JHARKHAND	223	243	233	240	244	9.7	2.3
9	कर्नाटक KARNATAKA	325	353	383	356	353	8.6	2.1
10	केरल KERALA	703	752	827	845	687	-2.3	-0.6
11	मध्य प्रदेश MADHYA PRADESH	240	244	253	264	282	17.4	4.1
12	महाराष्ट्र MAHARASHTRA	300	300	299	320	372	24.0	5.5
13	ओडिशा ODISHA	243	317	328	342	362	48.8	10.4
14	पंजाब PUNJAB	376	398	406	418	417	11.0	2.6
15	तमिलनाडु TAMIL NADU	359	380	407	442	466	29.8	6.7
16	तेलंगाना TELANGANA	291	349	356	420	462	58.9	12.3
17	त्रिपुरा TRIPURA	273	307	319	292	260	-5.0	-1.3
18	उत्तर प्रदेश UTTAR PRADESH	225	235	256	274	288	27.6	6.3
19	उत्तराखंड UTTARAKHAND	310	280	335	353	384	23.7	5.4
20	प. बंगाल WEST BENGAL	226	244	269	287	300	32.9	7.4
	अखिल भारतीय औसत All India Average	283	299	321	340	353	24.9	5.7

Note: 1. As State of Goa has started furnishing the data from this year, time series data are not available for the State.

2. Rajasthan has not furnished data for this category.

तालिका:1.9 - चरवाहे (महिला) की राज्य एवं माह-वार औसत दैनिक मज़दूरी- 2020-21

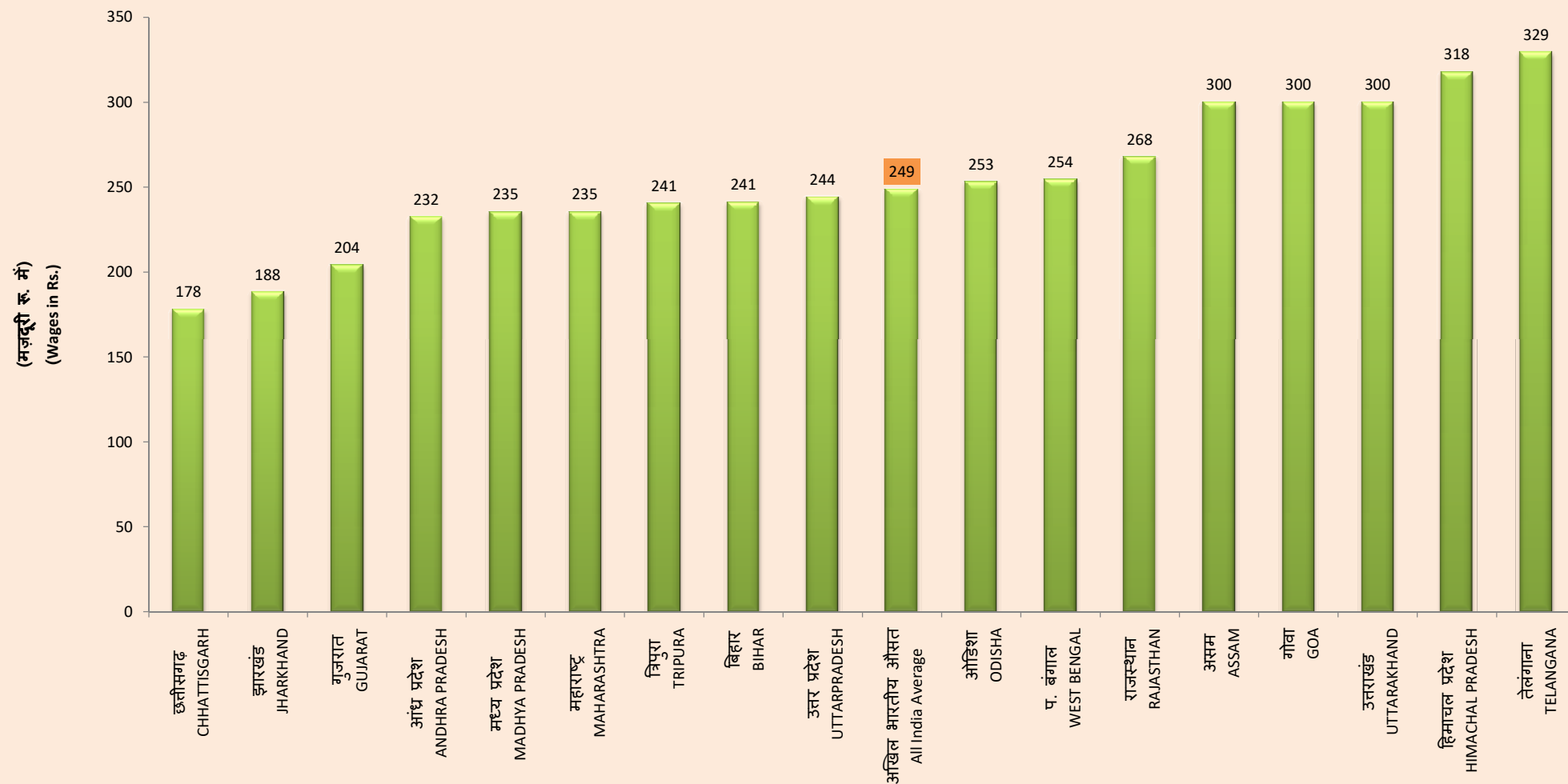
Table:1.9 - State & Month - Wise Average Daily Wages of Herdsmen (Female): 2020-21

(मज़दूरी रूपय में)
(Wages in Rs.)

क्र. सं. S. No.	राज्य STATE	जुलाई JULY	अगस्त AUG	सितंबर SEPT	अक्टूबर OCT	नवंबर NOV	दिसंबर DEC	जनवरी JAN	फरवरी FEB	मार्च MARCH	अप्रैल APRIL	मई MAY	जून JUNE	वार्षिक औसत Annual Average
1	आंध्र प्रदेश ANDHRA PRADESH	300	250	300	200	200	200	200	200	200	200	200	200	232
2	असम ASSAM	300	300	300	300	300	300	300	300	300	300	300	300	300
3	बिहार BIHAR	233	227	246	250	250	237	227	235	238	250	250	250	241
4	छत्तीसगढ़ CHHATTISGARH	190	182	166	169	187	191	186	179	171	154	188	187	178
5	गोवा GOA	300	300	300	300	300	300	300	300	300	300	300	300	300
6	गुजरात GUJARAT	191	196	194	212	214	211	206	211	206	205	196	208	204
7	हिमाचल प्रदेश HIMACHAL PRADESH	312	315	315	315	315	315	315	315	330	330	330	330	318
8	झारखंड JHARKHAND	185	186	190	190	190	190	190	187	187	188	188	188	188
9	मध्य प्रदेश MADHYA PRADESH	234	235	237	237	235	230	227	234	238	237	238	242	235
10	महाराष्ट्र MAHARASHTRA	238	238	238	238	238	238	230	230	230	230	230	230	235
11	ओडिशा ODISHA	242	242	245	248	251	253	255	257	259	260	263	264	253
12	राजस्थान RAJASTHAN	273	260	259	263	276	272	268	257	269	267	271	276	268
13	तेलंगाना TELANGANA	333	283	313	342	342	342	325	325	325	325	338	333	329
14	त्रिपुरा TRIPURA	250	250	250	250	300	300	237	237	237	237	237	237	241
15	उत्तर प्रदेश UTTAR PRADESH	232	236	237	249	250	250	260	250	250	250	250	250	244
16	उत्तराखंड UTTARAKHAND	-	-	300	300	300	300	300	-	-	-	300	300	300
17	प. बंगाल WEST BENGAL	254	244	245	247	245	250	251	261	275	279	263	270	254
अखिल भारतीय औसत All India Average		247	244	246	250	254	251	244	244	248	250	253	255	249

Note : Total 5 State: Haryana, Karnataka, Kerala, Punjab & Tamil Nadu have not furnished wage rates for herdsmen.

ग्राफ:7 - चरवाहे (महिला) की राज्य - वार औसत दैनिक मज़दूरी: 2020-21
 Graph:7 - State - Wise Average Daily Wages of Herdsmen- Female: 2020-21



(Ref. table:1.9)

तालिका:1.10 - चरवाहे (महिला) की राज्य एवं वर्ष-वार औसत दैनिक मजदूरी: 2016-17 से 2020-21

Table:1.10 - State & Year-Wise Avg. Daily Wages of Herdsmen (Female): 2016-17 to 2020-21

(मजदूरी रूपय में)
(Wages in Rs.)

क्र. सं. S. No.	राज्य STATE	2016-17	2017-18	2018-19	2019-20	2020-21	2016-17 क तुलना में 2020- 21 में % परिवर्तन (% Variation in 2020-21 over	CAGR in 202021 against 2016-17
1	आंध्र प्रदेश ANDHRA PRADESH	201	157	150	215	232	15.6	3.7
2	असम ASSAM	283	277	227	269	300	6.2	1.5
3	बिहार BIHAR	185	211	229	213	241	30.5	6.9
4	छत्तीसगढ़ CHHATTISGARH	161	161	152	172	178	11.0	2.7
5	गुजरात GUJARAT	153	161	159	180	204	33.2	7.4
6	हिमाचल प्रदेश HIMACHAL PRADESH	262	277	298	309	318	21.4	5.0
7	झारखंड JHARKHAND	156	180	165	185	188	20.2	4.7
8	कर्नाटक KARNATAKA	281	315	368	330	*	-	-
9	मध्य प्रदेश MADHYA PRADESH	203	211	217	237	235	16.0	3.8
10	महाराष्ट्र MAHARASHTRA	*	*	195	218	235	-	-
11	ओडिशा ODISHA	169	207	223	231	253	49.6	10.6
12	राजस्थान RAJASTHAN	238	240	257	254	268	12.4	3.0
13	तेलंगाना TELANGANA	203	193	236	292	329	62.3	12.9
14	त्रिपुरा TRIPURA	264	271	247	258	241	-9.0	-2.3
15	उत्तर प्रदेश UTTAR PRADESH	*	236	228	230	244	-	-
16	उत्तराखंड UTTARAKHAND	250	250	303	300	300	20.0	4.7
17	प. बंगाल WEST BENGAL	188	207	227	239	254	35.5	7.9
अखिल भारतीय औसत All India Average		198	214	228	238	249	25.7	5.9

Note : 1. Total 4 States: Haryana, Kerala, Punjab & Tamil Nadu have not furnished wage rates for herdsmen.

2. Goa has started furnishing the data from this year, time series data are not available.

3 * Data are not received.

तालिका: 1.11 - चरवाहे (पुरुष) की राज्य एवं माह - वार औसत दैनिक मज़दूरी- 2020-21

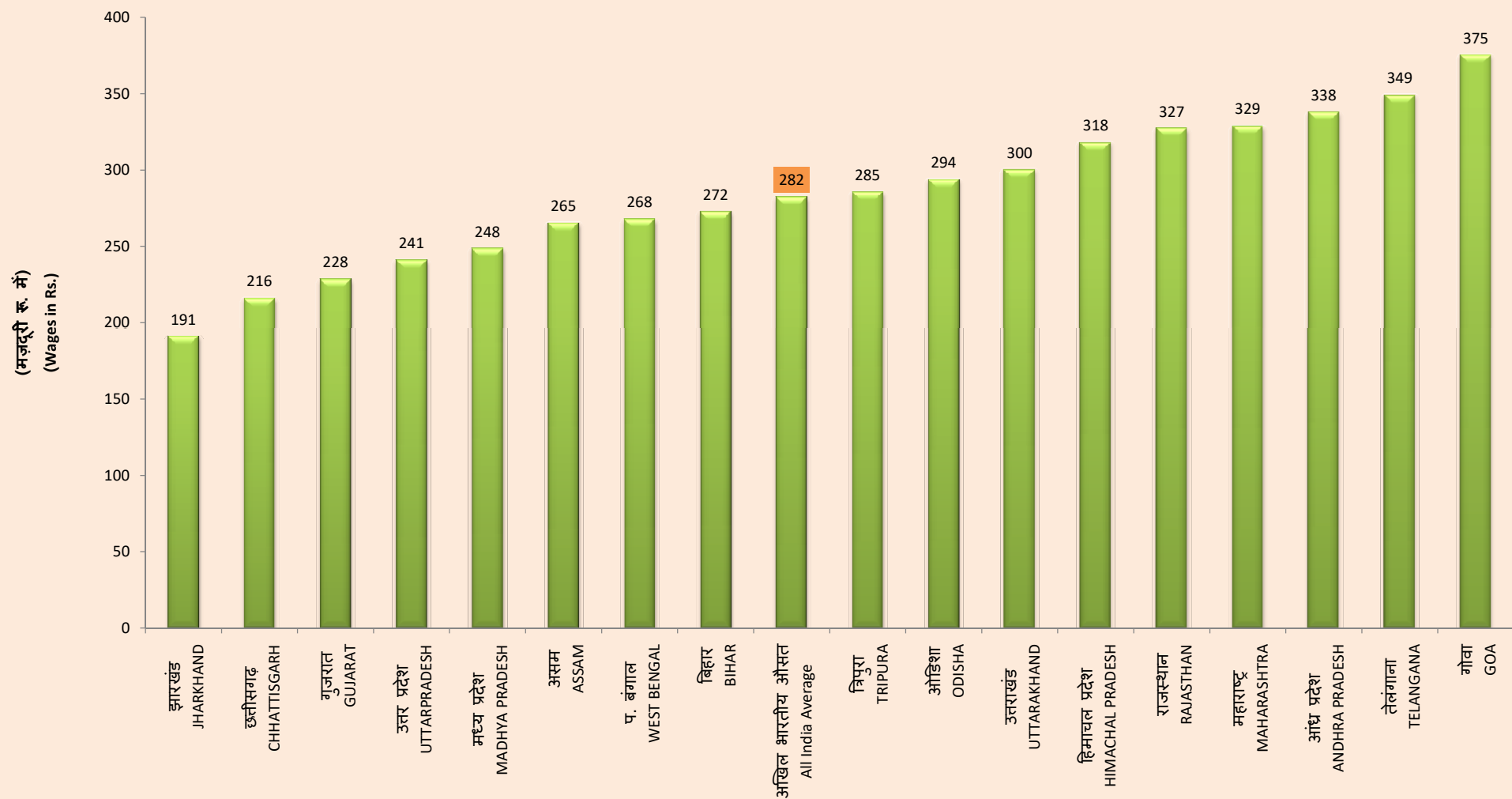
Table: 1.11 - State & Month - Wise Average Daily Wages of Herdsmen (Male): 2020-21

(मज़दूरी रूपय में)
(Wages in Rs.)

क्र. सं. S. No.	राज्य STATE	जुलाई JULY	अगस्त AUG	सितंबर SEPT	अक्टूबर OCT	नवंबर NOV	दिसंबर DEC	जनवरी JAN	फरवरी FEB	मार्च MARCH	अप्रैल APRIL	मई MAY	जून JUNE	वार्षिक औसत Annual Average
1	आंध्र प्रदेश ANDHRA PRADESH	321	309	331	346	356	341	353	334	345	346	330	339	338
2	असम ASSAM	277	264	264	264	259	260	255	255	255	267	281	278	265
3	बिहार BIHAR	258	254	266	271	272	264	275	282	273	283	286	284	272
4	छत्तीसगढ़ CHHATTISGARH	208	239	237	244	288	231	214	201	199	193	210	203	216
5	गोवा GOA	375	375	375	375	375	375	375	375	375	375	375	375	375
6	गुजरात GUJARAT	225	226	226	227	234	232	228	235	229	229	219	231	228
7	हिमाचल प्रदेश HIMACHAL PRADESH	315	315	315	315	315	315	315	315	330	330	330	330	318
8	झारखंड JHARKHAND	192	193	188	188	190	190	190	191	191	192	192	192	191
9	मध्य प्रदेश MADHYA PRADESH	239	241	241	245	246	245	248	252	248	256	258	258	248
10	महाराष्ट्र MAHARASHTRA	339	339	342	342	340	340	304	304	304	304	304	308	329
11	ओडिशा ODISHA	285	286	286	288	294	295	297	298	298	298	301	302	294
12	राजस्थान RAJASTHAN	320	320	325	320	328	327	320	324	330	336	341	333	327
13	तेलंगाना TELANGANA	342	338	340	336	341	349	360	356	358	354	354	358	349
14	त्रिपुरा TRIPURA	300	300	300	300	400	400	279	279	279	279	279	279	285
15	उत्तर प्रदेश UTTAR PRADESH	229	238	229	251	241	257	240	250	250	275	250	250	241
16	उत्तराखंड UTTARAKHAND	-	-	300	300	300	300	300	-	-	-	300	300	300
17	प. बंगाल WEST BENGAL	260	257	257	256	265	262	272	280	277	304	287	277	268
अखिल भारतीय औसत All India Average		277	278	280	282	288	284	279	280	279	284	287	286	282

Note : Total 5 States: Haryana, Karnataka, Kerala, Punjab & Tamil Nadu have not furnished wage rates for herdsmen.

ग्राफ:8 - चरवाहे (पुरुष) की राज्य-वार औसत दैनिक मज़दूरी: 2020-21
 Graph:8 - State - Wise Average Daily Wages of Herdsmen - Male: 2020-21)



(Ref. table:1.11)

तालिका: 1.12 - चरवाहे (पुरुष) की राज्य एवं वर्ष-वार औसत दैनिक मजदूरी- 2016-17 से 2020-21
Table: 1.12 - State & Year – Wise Avg. Daily Wages of Herdsmen (Male) – 2016-17 to 2020-21

(मजदूरी रुपये में)
(Wages in Rs.)

क्र. सं. S. No.	राज्य STATE	2016-17	2017-18	2018-19	2019-20	2020-21	2016-17 के तुलना में 2020-21 में % परिवर्तन (% Variation in 2020-21 over 2016-17)	CAGR in 2020-21 against 2016-17
1	आंध्र प्रदेश ANDHRA PRADESH	238	261	278	298	338	41.9	9.1
2	असम ASSAM	238	307	255	279	265	11.4	2.7
3	बिहार BIHAR	191	215	226	234	272	42.9	9.3
4	छत्तीसगढ़ CHHATTISGARH	180	180	181	212	216	19.8	4.6
5	गुजरात GUJARAT	170	168	189	213	228	34.3	7.7
6	हिमाचल प्रदेश HIMACHAL PRADESH	262	277	298	309	318	21.5	5.0
7	झारखंड JHARKHAND	175	171	167	190	191	9.1	2.2
8	कर्नाटक KARNATAKA	321	367	390	369	*	-	-
9	मध्य प्रदेश MADHYA PRADESH	193	212	218	238	248	28.8	6.5
10	महाराष्ट्र MAHARASHTRA	200	200	292	316	329	64.4	13.2
11	ओडिशा ODISHA	213	241	260	273	294	37.9	8.4
12	राजस्थान RAJASTHAN	297	303	310	312	327	10.2	2.5
13	तेलंगाना TELANGANA	254	266	281	325	349	37.1	8.2
14	त्रिपुरा TRIPURA	293	323	283	316	285	-2.7	-0.7
15	उत्तर प्रदेश UTTAR PRADESH	*	237	223	222	241	-	-
16	उत्तराखंड UTTARAKHAND	260	250	305	300	300	15.4	3.6
17	प. बंगाल WEST BENGAL	204	237	258	263	268	31.2	7.0
अखिल भारतीय औसत All India Average		226	243	255	271	282	25.0	5.7

Note : 1. Total 4 States of Haryana, Kerala, Punjab & Tamil Nadu have not furnished wage rates for herdsman.

2. Goa has started furnishing the data from this year, time series data are not available.

3 * Data have not been received.

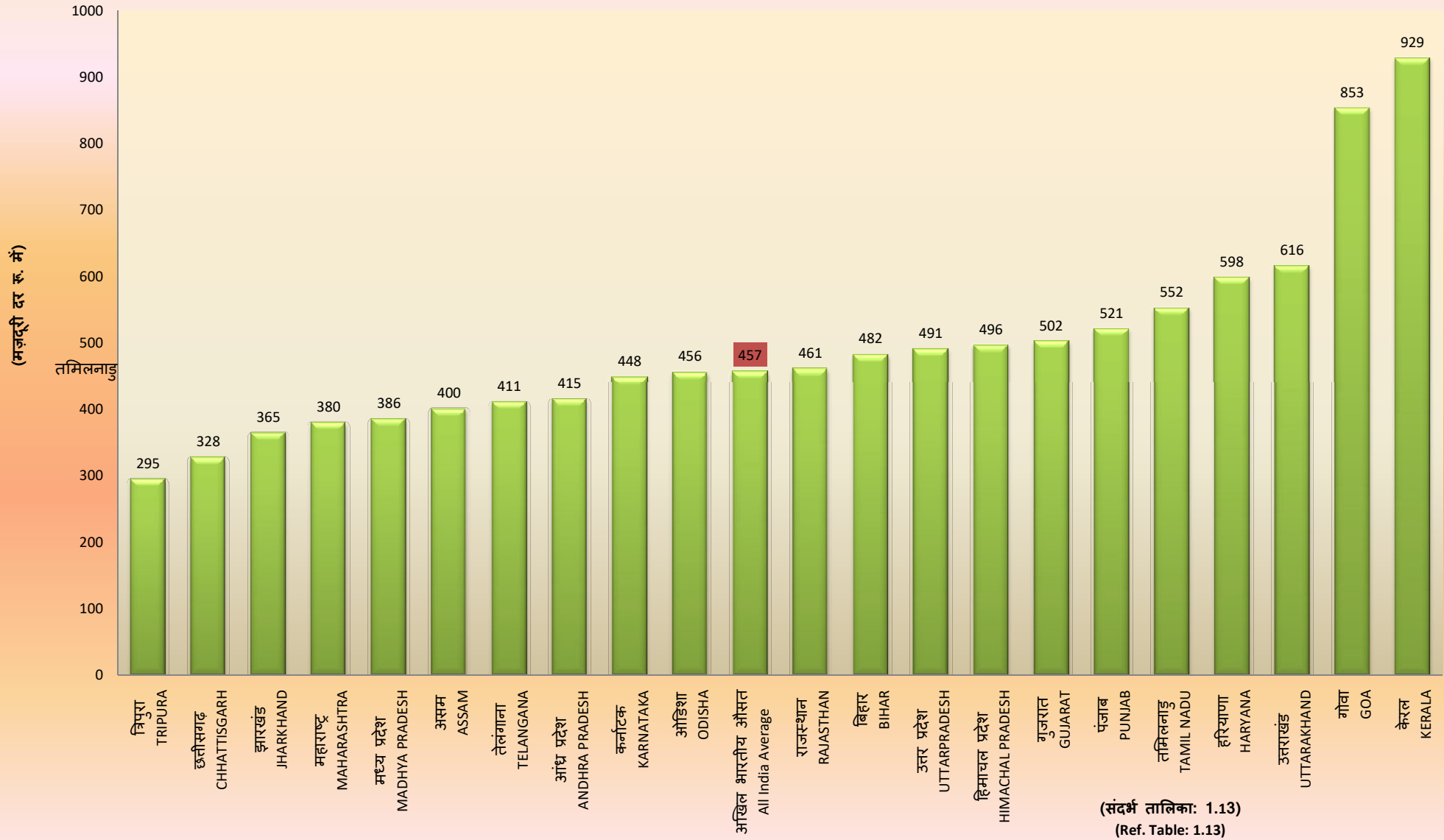
तालिका: 1.13 - कुशल श्रमिकों (पुरुष) की राज्य एवं माह - वार औसत दैनिक मजदूरी - 2020-21
Table: 1.13 - State & Month-Wise Average Daily Wages of Skilled Labour (Male) - 2020-21

(मजदूरी रुपये में)
(Wages in Rs.)

क्र. सं. S. No.	राज्य STATE	जुलाई JULY	अगस्त AUG	सितंबर SEPT	अक्टूबर OCT	नवंबर NOV	दिसंबर DEC	जनवरी JAN	फरवरी FEB	मार्च MARCH	अप्रैल APRIL	मई MAY	जून JUNE	वार्षिक औसत Annual Average
1	आंध्र प्रदेश ANDHRA PRADESH	384	389	393	422	417	417	421	425	422	428	426	434	415
2	असम ASSAM	402	388	394	396	393	395	400	400	400	409	413	416	400
3	बिहार BIHAR	482	475	478	478	477	480	477	484	486	492	491	488	482
4	छत्तीसगढ़ CHHATTISGARH	309	319	304	336	327	317	324	341	329	333	342	334	328
5	गोवा GOA	838	838	838	838	838	838	838	838	838	890	890	890	853
6	गुजरात GUJARAT	485	483	482	486	507	507	513	513	509	517	512	509	502
7	हरियाणा HARYANA	584	584	588	591	592	591	591	597	597	614	621	629	598
8	हिमाचल प्रदेश HIMACHAL PRADESH	488	490	490	490	488	488	489	489	513	513	513	513	496
9	झारखंड JHARKHAND	362	364	364	362	363	363	365	365	365	368	367	367	365
10	कर्नाटक KARNATAKA	445	445	452	447	445	445	448	449	451	444	446	459	448
11	केरल KERALA	914	916	922	923	927	926	926	932	940	943	940	940	929
12	मध्य प्रदेश MADHYA PRADESH	372	375	379	379	385	385	389	392	392	388	395	397	386
13	महाराष्ट्र MAHARASHTRA	395	392	380	379	376	383	367	368	368	368	368	385	380
14	ओडिशा ODISHA	447	449	450	451	453	455	457	457	459	460	465	469	456
15	पंजाब PUNJAB	514	518	519	519	519	519	520	521	523	526	527	528	521
16	राजस्थान RAJASTHAN	458	458	454	454	463	463	462	460	458	464	472	464	461
17	तमिलनाडु TAMIL NADU	510	502	549	553	566	563	566	560	568	570	574	566	552
18	तेलंगाना TELANGANA	407	411	409	406	410	414	416	411	417	413	406	410	411
19	त्रिपुरा TRIPURA	336	323	323	304	340	340	293	293	293	293	293	293	295
20	उत्तर प्रदेश UTTAR PRADESH	479	480	483	485	486	487	490	495	495	502	504	505	491
21	उत्तराखंड UTTARAKHAND	607	607	610	608	612	613	613	621	622	625	625	625	616
अखिल भारतीय औसत All India Average		450	451	453	455	460	456	453	457	457	462	467	467	457

Note: State of West Bengal has not furnished wage rates for skilled labourers.

ग्राफ 9: कुशल श्रमिक (पुरुष) की राज्यवार औसत दैनिक मज़दूरी: 2020-21
 Graph 9: State-Wise Average Daily Wages of Skilled Labour (Male): 2020-21



तालिका:1.14 - कुशल श्रमिकों (पुरुष) की राज्य एवं वर्ष-वार औसत दैनिक मजदूरी- 2016-17 से 2020-21
 Table:1.14 - State & Year – Wise Avg. Daily Wages of Skilled Labour (Male) – 2016-17 to 2020-21
 (मजदूरी रूपय में)

क्र. सं. S. No.	राज्य STATE	2016-17	2017-18	2018-19	2019-20	2020-21	2016-17 क तुलना में 2020- 21 में % परिवर्तन % Variation in 2020-21 over 2016-17	CAGR in 2020-21 against 2016- 17
1	आंध्र प्रदेश ANDHRA PRADESH	296	326	346	382	416	40.5	8.9
2	असम ASSAM	317	320	344	369	401	26.5	6.1
3	बिहार BIHAR	395	405	436	466	482	22.1	5.1
4	छत्तीसगढ़ CHHATTISGARH	275	282	304	307	328	19.1	4.5
5	गुजरात GUJARAT	348	371	383	388	502	44.1	9.6
6	हरियाणा HARYANA	513	532	562	575	598	16.6	3.9
7	हिमाचल प्रदेश HIMACHAL PRADESH	397	428	455	476	496	24.8	5.7
8	झारखंड JHARKHAND	297	346	350	371	365	22.7	5.3
9	कर्नाटक KARNATAKA	350	379	406	385	448	27.9	6.3
10	केरल KERALA	786	845	862	896	929	18.1	4.3
11	मध्य प्रदेश MADHYA PRADESH	315	329	341	359	386	22.2	5.1
12	महाराष्ट्र MAHARASHTRA	200	200	327	393	380	90.0	17.4
13	ओडिशा ODISHA	336	390	412	434	456	35.7	7.9
14	पंजाब PUNJAB	469	485	490	508	521	11.0	2.6
15	राजस्थान RAJASTHAN	415	429	449	457	461	11.0	2.6
16	तमिलनाडु TAMIL NADU	418	418	441	501	552	32.0	7.2
17	तेलंगाना TELANGANA	290	352	359	403	411	41.7	9.1
18	त्रिपुरा TRIPURA	307	329	324	321	295	-3.9	-1.0
19	उत्तर प्रदेश UTTAR PRADESH	400	419	448	471	491	22.8	5.3
20	उत्तराखंड UTTARAKHAND	468	510	552	578	616	31.7	7.1
21	प. बंगाल WEST BENGAL	315	337	366	358*		-	-
अखिल भारतीय औसत All India Average		370	384	408	429	457	23.6	5.4

Note: State of Goa Has started furnishing the data from this year, time series data are not available.

* Data are not furnished.

Average Daily Agricultural Wages and Non Agricultural Wages (in Rs.) - 2020-21																	
State/District/Center	Labour Category	Labour Type	Gen	Jul	Aug	Sep	Oct	Nov	Dec	Jan	Feb	Mar	Apr	May	Jun	Annual Average	
Table 2.1																	
State: Andhra Pradesh																	
District: Anantapur																	
Center: ATMAKUR	SKILLED LABOUR	CARPENTER	M	400	400	400	400	400	400	400	400	400	400	400	400	400.00	
		BLACKSMITH	M	400	400	400	400	400	400	400	400	400	400	400	400	400.00	
	FIELD LABOUR	FIELD LABOUR	M	320	314	292	300	333	321	314	329	343	310	290	325	315.92	
			W	263	275	260	270	290	283	275	275	292	263	250	260	271.33	
	OTHER AGRICULTURAL LABOUR	OTHER AGRICULTURAL LABOUR	M	346	346	346	344	344	344	344	344	344	344	342	344	344	344.33
			W	241	-	241	237	237	237	237	237	237	237	234	237	237	237.45
Center: BUKKAPATNAM	SKILLED LABOUR	CARPENTER	M	450	450	450	450	450	450	450	450	450	450	450	450	450.00	
		BLACKSMITH	M	400	400	400	400	400	400	400	400	400	400	400	400	400.00	
	FIELD LABOUR	FIELD LABOUR	M	310	321	300	329	350	329	321	321	336	284	317	317	319.58	
			W	250	283	270	292	300	275	267	267	283	230	250	250	268.08	
	OTHER AGRICULTURAL LABOUR	OTHER AGRICULTURAL LABOUR	M	347	347	346	344	344	344	344	369	369	361	363	363	363	353.42
			W	243	243	242	237	237	237	237	237	237	222	225	226	226	235.25
Center: KANEKAL	SKILLED LABOUR	CARPENTER	M	400	400	400	400	400	400	400	400	400	400	400	400	400.00	
		BLACKSMITH	M	450	450	450	450	450	450	450	450	450	450	450	450	450.00	
	FIELD LABOUR	FIELD LABOUR	M	300	214	314	321	317	314	314	314	314	280	292	300	299.50	
			W	238	275	275	283	280	283	283	283	283	283	238	250	250	268.42
	OTHER AGRICULTURAL LABOUR	OTHER AGRICULTURAL LABOUR	M	286	290	290	290	288	290	290	290	290	290	310	315	315	295.33
			W	221	229	229	229	226	229	229	229	229	229	220	229	229	227.33
District: Chittoor																	
Center: GOLLAPALLI	SKILLED LABOUR	CARPENTER	M	500	500	500	500	500	500	500	500	500	500	500	500	500.00	
		BLACKSMITH	M	400	400	400	400	400	400	400	400	400	400	400	400	400.00	
	FIELD LABOUR	FIELD LABOUR	M	386	386	386	386	386	386	414	443	443	443	443	438	443	416.42
			W	286	286	286	286	286	314	357	357	357	357	333	367	322.67	
	OTHER AGRICULTURAL LABOUR	OTHER AGRICULTURAL LABOUR	M	400	400	400	400	400	400	400	400	400	400	400	400	400.00	
	Center: PEDDA THIPPASAMUDRAM	SKILLED LABOUR	CARPENTER	M	450	450	450	450	450	450	450	450	450	450	450	450	450.00
BLACKSMITH			M	400	400	400	400	400	400	400	400	400	400	400	400	400.00	
COBBLER			M	400	400	400	400	400	400	400	400	400	400	400	400	400.00	
FIELD LABOUR		FIELD LABOUR	M	450	450	450	450	450	450	450	450	450	450	450	450	450.00	
			W	250	250	300	300	350	350	350	350	350	350	350	350	350	325.00
OTHER AGRICULTURAL LABOUR		OTHER AGRICULTURAL LABOUR	M	450	450	450	450	450	450	450	450	450	450	450	450	450.00	
HERDSMAN	HERDSMAN	M	450	450	450	450	450	450	450	450	450	450	450	450	450.00		
Center: THONDAMANADU	FIELD LABOUR	FIELD LABOUR	M	-	450	450	450	450	450	450	450	450	450	450	450	450.00	
			W	350	350	350	350	350	350	350	350	350	350	350	350	350.00	
	OTHER AGRICULTURAL LABOUR	OTHER AGRICULTURAL LABOUR	M	475	475	475	475	475	475	475	475	475	475	500	500	479.17	
District: East godavari																	
Center: AMBAJIPETA	SKILLED LABOUR	CARPENTER	M	-	-	-	600	500	-	-	533	-	-	-	-	544.33	
		BLACKSMITH	M	500	500	500	500	-	500	500	467	500	500	500	500	497.00	
		COBBLER	M	300	300	300	300	500	300	300	300	300	300	-	300	318.18	
	FIELD LABOUR	FIELD LABOUR	M	538	600	300	-	600	600	600	407	350	600	600	600	526.82	
			W	300	300	-	300	350	300	300	338	300	300	300	-	308.80	
	OTHER AGRICULTURAL LABOUR	OTHER AGRICULTURAL LABOUR	M	-	500	500	-	500	-	-	500	-	-	-	-	500.00	

Average Daily Agricultural Wages and Non Agricultural Wages (in Rs.) - 2020-21																
State/District/Center	Labour Category	Labour Type	Gen	Jul	Aug	Sep	Oct	Nov	Dec	Jan	Feb	Mar	Apr	May	Jun	Annual Average
Center: KATREVULAPALLI	SKILLED LABOUR	CARPENTER	M	-	-	-	600	425	500	500	500	500	500	500	500	502.78
		BLACKSMITH	M	-	-	-	-	-	400	400	400	400	-	-	-	400.00
		COBBLER	M	-	-	-	-	-	300	300	300	400	300	300	-	316.67
	FIELD LABOUR	FIELD LABOUR	M	438	388	400	600	600	383	383	383	400	400	400	500	439.58
			W	283	250	250	300	350	350	350	350	300	300	300	350	311.08
	OTHER AGRICULTURAL LABOUR	OTHER AGRICULTURAL LABOUR	M	550	550	550	550	-	350	400	400	400	400	400	500	459.09
			W	-	-	-	300	-	400	-	-	-	-	-	-	350.00
HERDSMAN	HERDSMAN	M	-	-	-	-	550	350	350	350	350	-	-	-	390.00	
Center: KOTTHAPALLI	SKILLED LABOUR	CARPENTER	M	-	-	-	600	600	600	600	600	600	600	600	600	600.00
	FIELD LABOUR	FIELD LABOUR	M	533	600	600	600	600	600	600	600	600	600	600	600	594.42
			W	300	350	350	350	350	350	350	450	450	450	450	450	387.50
	OTHER AGRICULTURAL LABOUR	OTHER AGRICULTURAL LABOUR	M	-	-	-	600	600	600	600	600	600	650	650	-	612.50
			W	-	-	-	350	-	-	-	-	-	450	-	-	400.00
SKILLED LABOUR	CARPENTER	M	-	-	-	500	500	-	-	-	-	-	-	500	500.00	
FIELD LABOUR	FIELD LABOUR	M	375	338	338	500	300	300	300	300	300	300	300	300	300	329.25
		W	250	217	217	300	250	250	250	250	250	250	250	-	248.55	
Center: YEDIDA	SKILLED LABOUR	CARPENTER	M	500	500	500	600	600	600	500	500	500	500	500	500	525.00
		BLACKSMITH	M	500	500	500	500	500	500	500	500	500	500	-	500	500.00
	FIELD LABOUR	FIELD LABOUR	M	525	600	500	600	600	600	600	300	425	500	600	500	529.17
			W	300	300	300	350	300	300	300	-	300	300	300	300	304.55
	OTHER AGRICULTURAL LABOUR	OTHER AGRICULTURAL LABOUR	M	500	500	500	500	600	300	500	500	500	500	-	500	490.91
	HERDSMAN	HERDSMAN	M	300	300	300	-	300	300	300	300	-	-	-	-	300.00
District: Guntur																
Center: AMARAVATHI	SKILLED LABOUR	CARPENTER	M	400	400	400	400	400	400	400	400	400	400	-	-	400.00
		BLACKSMITH	M	-	-	-	-	375	375	375	375	375	375	375	375	375.00
	FIELD LABOUR	FIELD LABOUR	M	400	400	400	400	400	420	420	420	400	400	-	400	405.45
			W	300	300	300	300	300	313	313	313	300	300	-	-	303.90
	OTHER AGRICULTURAL LABOUR	OTHER AGRICULTURAL LABOUR	M	400	400	400	400	400	400	400	400	400	-	-	-	400.00
HERDSMAN	HERDSMAN	M	350	350	350	350	350	350	350	350	350	350	350	350	350.00	
Center: NIZAMPATNAM	FIELD LABOUR	FIELD LABOUR	M	425	450	450	450	-	500	417	433	500	-	-	400	447.22
			W	400	400	300	300	200	325	325	317	250	250	250	250	297.25
	OTHER AGRICULTURAL LABOUR	OTHER AGRICULTURAL LABOUR	M	250	250	250	325	325	325	325	325	250	250	250	250	281.25
			W	200	200	200	200	200	200	200	200	200	200	200	200	200.00
HERDSMAN	HERDSMAN	M	300	300	300	300	300	300	300	300	300	300	300	300	300.00	
Center: TADIKONDA	SKILLED LABOUR	CARPENTER	M	400	400	400	400	400	400	500	400	400	400	-	-	410.00
		BLACKSMITH	M	-	-	-	-	375	375	450	375	375	375	375	375	384.38
	FIELD LABOUR	FIELD LABOUR	M	400	400	400	400	400	420	430	430	400	400	-	400	407.27
			W	300	300	300	300	300	313	300	313	300	300	-	-	302.60
	OTHER AGRICULTURAL LABOUR	OTHER AGRICULTURAL LABOUR	M	400	400	400	400	400	400	500	400	-	-	-	-	412.50
HERDSMAN	HERDSMAN	M	350	350	350	350	350	350	400	350	350	350	350	350	354.17	

Average Daily Agricultural Wages and Non Agricultural Wages (in Rs.) - 2020-21																	
State/District/Center	Labour Category	Labour Type	Gen	Jul	Aug	Sep	Oct	Nov	Dec	Jan	Feb	Mar	Apr	May	Jun	Annual Average	
Center: VELDURTHY	SKILLED LABOUR	CARPENTER	M	350	350	-	-	-	-	-	-	-	-	-	-	350.00	
	FIELD LABOUR	FIELD LABOUR	M	350	350	300	300	317	300	342	400	500	500	400	375	369.50	
			W	300	300	225	217	225	230	250	350	400	400	300	300	291.42	
	OTHER AGRICULTURAL LABOUR	OTHER AGRICULTURAL LABOUR	M	300	300	500	500	500	500	500	500	-	-	-	-	450.00	
	HERDSMAN	HERDSMAN	M	350	350	400	400	400	400	400	400	400	400	400	400	350	387.50
			W	350	350	400	-	-	-	-	-	-	-	-	-	-	366.67
District: Kadapa																	
Center: CHINUR	SKILLED LABOUR	CARPENTER	M	400	400	400	450	450	450	450	450	400	450	450	400	429.17	
		BLACKSMITH	M	350	350	350	350	350	350	350	350	350	350	350	350	350	350.00
	FIELD LABOUR	FIELD LABOUR	M	367	425	417	425	438	438	438	450	333	333	333	363	396.67	
			W	280	343	338	340	350	350	350	350	350	284	284	284	284	319.75
	OTHER AGRICULTURAL LABOUR	OTHER AGRICULTURAL LABOUR	M	300	300	300	300	300	300	300	300	300	300	300	300	300.00	
	Center: CHITTIVEL	SKILLED LABOUR	CARPENTER	M	450	450	450	450	450	600	600	700	600	600	600	700	554.17
BLACKSMITH			M	450	450	450	367	450	500	500	600	500	500	500	600	488.92	
FIELD LABOUR		FIELD LABOUR	M	340	340	350	360	350	408	408	531	525	538	538	538	435.50	
			W	250	250	260	300	260	260	260	321	314	314	314	314	284.75	
OTHER AGRICULTURAL LABOUR		OTHER AGRICULTURAL LABOUR	M	350	350	350	417	350	400	400	600	650	650	650	650	484.75	
HERDSMAN		HERDSMAN	M	-	250	-	-	-	-	-	250	-	-	-	-	250.00	
	W		-	200	-	-	-	-	-	200	-	-	-	-	200.00		
Center: DUVVURU	SKILLED LABOUR	CARPENTER	M	450	450	450	450	450	450	450	450	450	450	450	450	450.00	
		BLACKSMITH	M	300	300	300	300	300	300	300	300	300	300	300	300	300.00	
	FIELD LABOUR	FIELD LABOUR	M	400	400	388	388	388	388	388	388	388	400	350	400	388.83	
			W	338	338	330	330	340	330	330	330	330	325	325	333	331.58	
	OTHER AGRICULTURAL LABOUR	OTHER AGRICULTURAL LABOUR	M	600	600	600	600	600	600	600	600	600	600	600	600	600.00	
	District: Krishna																
Center: GHANTASALA	FIELD LABOUR	FIELD LABOUR	M	500	600	550	500	600	625	633	600	567	567	700	650	591.00	
			W	300	400	300	300	500	500	500	467	433	433	-	500	421.18	
	OTHER AGRICULTURAL LABOUR	OTHER AGRICULTURAL LABOUR	M	800	-	800	800	800	700	700	700	700	700	-	-	744.44	
			W	500	-	500	500	500	-	-	-	-	-	-	-	500.00	
	HERDSMAN	HERDSMAN	M	400	-	400	400	400	-	300	300	-	-	300	400	362.50	
	Center: IBRAHIMPATNAM	FIELD LABOUR	FIELD LABOUR	M	383	567	567	-	560	560	580	600	550	550	550	650	556.09
W				275	417	400	-	430	425	450	470	450	450	450	500	428.82	
OTHER AGRICULTURAL LABOUR		OTHER AGRICULTURAL LABOUR	M	-	-	-	-	700	700	700	700	700	700	700	-	700.00	
Center: PAMARRU		FIELD LABOUR	FIELD LABOUR	M	500	550	550	600	600	660	675	633	517	517	650	-	586.55
	W			300	300	300	-	467	533	500	550	450	450	-	-	427.78	
	OTHER AGRICULTURAL LABOUR	OTHER AGRICULTURAL LABOUR	M	-	-	-	500	600	600	600	600	600	600	-	650	593.75	
			W	-	-	-	-	450	450	500	-	-	-	-	-	466.67	
HERDSMAN	HERDSMAN	M	300	-	400	400	500	500	550	-	-	-	-	400	435.71		
Center: VISSANNAPET	FIELD LABOUR	FIELD LABOUR	M	500	600	600	600	600	575	575	600	533	533	450	575	561.75	
			W	400	400	400	450	400	383	363	350	338	338	300	300	368.50	
	OTHER AGRICULTURAL LABOUR	OTHER AGRICULTURAL LABOUR	M	500	600	800	800	800	800	800	800	700	700	-	-	730.00	
			W	300	400	400	400	500	500	500	500	400	400	-	-	430.00	
	HERDSMAN	HERDSMAN	M	300	300	300	300	300	300	300	300	300	300	300	300	300.00	
	District: Kurnool																

Average Daily Agricultural Wages and Non Agricultural Wages (in Rs.) - 2020-21																	
State/District/Center	Labour Category	Labour Type	Gen	Jul	Aug	Sep	Oct	Nov	Dec	Jan	Feb	Mar	Apr	May	Jun	Annual Average	
Center: SIRVEL	SKILLED LABOUR	CARPENTER	M	250	350	350	-	380	400	420	420	400	450	480	480	398.18	
		BLACKSMITH	M	200	340	340	-	350	380	380	380	350	400	420	420	360.00	
	FIELD LABOUR	FIELD LABOUR	M	250	300	300	-	300	300	278	278	250	275	283	310	284.00	
			W	150	200	200	-	203	214	177	207	210	210	210	200	198.27	
	OTHER AGRICULTURAL LABOUR	OTHER AGRICULTURAL LABOUR	M	-	-	-	-	-	300	280	280	250	250	280	280	274.29	
	HERDSMAN	HERDSMAN	M	200	250	250	-	250	250	300	300	300	320	320	320	278.18	
Center: VELDURTHY	SKILLED LABOUR	CARPENTER	M	350	350	350	400	400	400	400	400	400	400	400	400	387.50	
		BLACKSMITH	M	300	300	300	400	400	400	400	400	400	400	400	400	375.00	
		COBBLER	M	300	300	300	350	350	-	-	-	-	-	-	-	320.00	
	FIELD LABOUR	FIELD LABOUR	M	300	300	325	325	325	350	350	300	300	300	325	350	320.83	
			W	200	200	250	263	263	280	280	250	250	250	250	250	250	248.83
	OTHER AGRICULTURAL LABOUR	OTHER AGRICULTURAL LABOUR	M	-	-	-	-	350	350	350	350	350	350	350	350	-	350.00
HERDSMAN	HERDSMAN	M	250	250	300	300	300	300	300	300	300	300	300	300	300	291.67	
Center: YAMMIGANUR	SKILLED LABOUR	CARPENTER	M	380	380	390	400	410	420	430	450	460	470	480	480	429.17	
		BLACKSMITH	M	340	340	370	380	380	390	390	420	430	440	440	440	396.67	
	FIELD LABOUR	FIELD LABOUR	M	210	300	300	300	300	300	270	300	300	300	300	330	292.50	
			W	150	200	214	214	214	214	170	220	220	220	200	200	203.00	
	OTHER AGRICULTURAL LABOUR	OTHER AGRICULTURAL LABOUR	M	-	-	-	300	320	300	290	340	340	320	310	-	315.00	
	HERDSMAN	HERDSMAN	M	280	280	300	300	300	300	300	320	330	330	320	320	306.67	
District: Prakasam																	
Center: CHENALAMADUGU	SKILLED LABOUR	CARPENTER	M	400	400	400	400	400	500	500	400	500	500	500	500	450.00	
		BLACKSMITH	M	400	400	400	400	400	400	400	400	500	400	400	-	-	410.00
		COBBLER	M	400	400	400	400	400	400	400	400	400	400	400	-	-	400.00
	FIELD LABOUR	FIELD LABOUR	M	338	338	367	325	325	400	525	500	500	450	550	500	426.50	
			W	300	300	317	236	236	314	393	400	400	350	-	-	324.60	
	OTHER AGRICULTURAL LABOUR	OTHER AGRICULTURAL LABOUR	M	450	450	450	500	500	500	500	500	500	500	-	-	485.00	
HERDSMAN	HERDSMAN	M	300	300	300	400	400	400	500	500	500	500	-	-	410.00		
Center: KARAMCHEDU	SKILLED LABOUR	CARPENTER	M	350	-	-	500	500	500	500	500	500	500	500	500	485.00	
	FIELD LABOUR	FIELD LABOUR	M	350	525	525	613	500	500	500	492	540	533	600	600	523.17	
			W	300	367	367	533	475	483	483	470	525	533	-	-	453.60	
	OTHER AGRICULTURAL LABOUR	OTHER AGRICULTURAL LABOUR	M	-	600	600	650	500	500	500	500	500	500	-	-	538.89	
Center: RAJAMPALLI	SKILLED LABOUR	CARPENTER	M	500	500	500	500	500	500	500	500	500	500	500	500	500.00	
		COBBLER	M	450	450	450	450	450	-	450	-	-	500	-	500	462.50	
	FIELD LABOUR	FIELD LABOUR	M	370	370	375	375	375	375	375	492	393	400	600	500	416.67	
			W	288	288	300	300	300	300	300	300	470	325	350	-	-	322.10
	OTHER AGRICULTURAL LABOUR	OTHER AGRICULTURAL LABOUR	M	500	500	500	500	500	500	500	500	500	500	-	-	500.00	
District: Spsr nellore																	
Center: INDUKURPETA	FIELD LABOUR	FIELD LABOUR	M	420	420	420	430	430	520	520	520	520	520	520	520	480.00	
			W	250	250	250	250	250	300	300	300	300	300	300	300	300	279.17
	OTHER AGRICULTURAL LABOUR	OTHER AGRICULTURAL LABOUR	M	700	700	700	700	700	800	800	800	800	800	800	800	758.33	

Average Daily Agricultural Wages and Non Agricultural Wages (in Rs.) - 2020-21																	
State/District/Center	Labour Category	Labour Type	Gen	Jul	Aug	Sep	Oct	Nov	Dec	Jan	Feb	Mar	Apr	May	Jun	Annual Average	
Center: MARRIPADU	SKILLED LABOUR	BLACKSMITH	M	400	400	400	400	400	400	400	400	400	400	400	400	400.00	
	FIELD LABOUR	FIELD LABOUR	M	360	360	360	360	367	360	370	370	370	370	370	370	365.58	
			W	233	250	250	250	267	267	275	275	275	275	275	275	263.92	
	OTHER AGRICULTURAL LABOUR	OTHER AGRICULTURAL LABOUR	M	500	500	500	500	500	500	500	500	500	500	500	500	500.00	
	HERDSMAN	HERDSMAN	M	300	200	200	200	200	200	200	200	200	200	200	200	200	208.33
W			250	200	200	200	200	200	200	200	200	200	200	200	200	204.17	
Center: THUMMURU	SKILLED LABOUR	BLACKSMITH	M	400	400	400	450	-	450	450	450	450	450	450	450	-	435.00
		COBBLER	M	300	200	300	350	-	350	350	-	350	350	350	350	-	322.22
	FIELD LABOUR	FIELD LABOUR	M	425	425	425	425	456	456	456	456	456	456	444	456	444.67	
			W	283	300	300	300	300	300	300	300	300	300	300	300	300	298.58
	OTHER AGRICULTURAL LABOUR	OTHER AGRICULTURAL LABOUR	M	500	500	500	550	550	550	550	550	550	550	550	550	550	537.50
District: Srikakulam																	
Center: BARUVA	SKILLED LABOUR	CARPENTER	M	400	400	400	400	400	400	400	400	400	400	400	400	400.00	
		BLACKSMITH	M	200	200	200	200	200	200	200	200	200	-	200	200	200.00	
	FIELD LABOUR	FIELD LABOUR	M	500	425	-	-	433	420	450	400	-	533	600	600	484.56	
			W	300	283	250	300	330	275	300	300	300	388	400	-	311.45	
	OTHER AGRICULTURAL LABOUR	OTHER AGRICULTURAL LABOUR	M	500	500	450	450	500	-	-	400	550	500	700	650	520.00	
HERDSMAN	HERDSMAN	M	350	350	350	350	350	350	350	350	350	-	350	350	350.00		
Center: KORASAWADA	SKILLED LABOUR	CARPENTER	M	400	400	400	400	400	400	400	400	400	400	400	400	400.00	
		BLACKSMITH	M	200	200	200	200	200	200	200	200	200	200	200	200	200.00	
	FIELD LABOUR	FIELD LABOUR	M	500	500	-	600	450	440	450	450	-	600	600	550	514.00	
			W	300	275	250	275	315	290	300	300	275	400	400	-	307.27	
	OTHER AGRICULTURAL LABOUR	OTHER AGRICULTURAL LABOUR	M	500	500	500	500	500	-	-	400	550	700	700	700	555.00	
HERDSMAN	HERDSMAN	M	350	350	350	350	350	350	350	350	350	350	350	350	350.00		
Center: NADAGARM	SKILLED LABOUR	CARPENTER	M	400	400	400	400	400	400	450	450	450	450	450	450	425.00	
	FIELD LABOUR	FIELD LABOUR	M	500	500	500	-	533	533	533	533	533	533	550	500	522.55	
			W	350	350	350	350	350	350	383	383	388	388	400	-	367.45	
	OTHER AGRICULTURAL LABOUR	OTHER AGRICULTURAL LABOUR	M	500	500	500	500	500	500	500	500	500	500	500	500	500.00	
District: Visakhapatnam																	
Center: PONUGALLU	SKILLED LABOUR	CARPENTER	M	-	-	-	-	-	400	400	-	-	500	-	500	450.00	
		BLACKSMITH	M	-	-	-	-	-	-	-	-	-	300	330	300	310.00	
	FIELD LABOUR	FIELD LABOUR	M	467	383	300	300	300	300	417	430	425	300	300	473	366.25	
			W	230	227	227	220	220	240	225	237	267	200	220	247	230.00	
OTHER AGRICULTURAL LABOUR	OTHER AGRICULTURAL LABOUR	M	-	-	-	-	-	600	600	600	-	-	500	-	575.00		
Center: RAVIKAMATAM	FIELD LABOUR	FIELD LABOUR	M	450	500	500	-	400	400	600	600	-	400	-	600	494.44	
			W	200	217	217	200	233	250	300	300	300	300	300	300	259.75	
	OTHER AGRICULTURAL LABOUR	OTHER AGRICULTURAL LABOUR	M	-	600	600	600	600	-	-	-	-	500	-	-	580.00	
District: Vizianagaram																	
Center: BONGALI	FIELD LABOUR	FIELD LABOUR	M	400	433	400	400	400	367	350	350	367	383	450	450	395.83	
			W	-	300	300	300	350	300	300	300	300	-	300	-	305.56	
	OTHER AGRICULTURAL LABOUR	OTHER AGRICULTURAL LABOUR	M	-	-	400	400	-	-	-	-	-	-	-	-	400.00	

Average Daily Agricultural Wages and Non Agricultural Wages (in Rs.) - 2020-21																	
State/District/Center	Labour Category	Labour Type	Gen	Jul	Aug	Sep	Oct	Nov	Dec	Jan	Feb	Mar	Apr	May	Jun	Annual Average	
Center: DALAIPETA	SKILLED LABOUR	CARPENTER	M	-	-	-	-	-	-	-	-	500	500	500	500	500.00	
	FIELD LABOUR	FIELD LABOUR	M	450	450	450	400	400	400	420	420	460	420	450	433	429.42	
			W	233	233	217	220	233	240	244	244	244	248	248	250	237.83	
	OTHER AGRICULTURAL LABOUR	OTHER AGRICULTURAL LABOUR	M	-	-	-	400	400	400	400	400	450	450	-	-	414.29	
Center: PEDDAPENKI	SKILLED LABOUR	CARPENTER	M	-	-	-	-	-	-	-	-	500	500	500	500	500.00	
	FIELD LABOUR	FIELD LABOUR	M	450	500	400	300	380	380	400	400	400	400	420	425	404.58	
			W	300	283	233	207	238	243	230	232	232	232	248	250	244.00	
	OTHER AGRICULTURAL LABOUR	OTHER AGRICULTURAL LABOUR	M	-	450	350	400	400	400	400	400	450	450	-	-	411.11	
District: West godavari																	
Center: BHIMADOLU	FIELD LABOUR	FIELD LABOUR	M	-	450	-	-	650	500	500	500	500	500	500	500	511.11	
			W	-	400	-	-	600	-	450	450	450	350	350	-	435.71	
	OTHER AGRICULTURAL LABOUR	OTHER AGRICULTURAL LABOUR	M	-	-	750	750	-	-	600	600	600	-	-	-	660.00	
Center: KOYYALAGUDEM	FIELD LABOUR	FIELD LABOUR	M	400	400	400	400	400	400	500	500	500	550	550	600	466.67	
			W	300	300	300	300	300	300	300	300	300	300	350	350	-	309.09
	OTHER AGRICULTURAL LABOUR	OTHER AGRICULTURAL LABOUR	M	-	-	600	600	600	600	600	600	600	-	-	-	600.00	
Center: UNDRAYAJAVARAM	FIELD LABOUR	FIELD LABOUR	M	538	575	-	600	650	650	550	550	-	550	550	550	576.30	
			W	400	425	-	-	-	-	400	400	-	400	400	500	417.86	
	OTHER AGRICULTURAL LABOUR	OTHER AGRICULTURAL LABOUR	M	525	500	500	500	500	500	500	525	538	513	513	500	509.50	
Center: VEERAVASARAM	FIELD LABOUR	FIELD LABOUR	M	500	467	450	-	600	560	550	600	-	550	600	600	547.70	
			W	350	300	300	-	500	463	500	500	-	400	500	-	423.67	
	OTHER AGRICULTURAL LABOUR	OTHER AGRICULTURAL LABOUR	M	500	500	500	-	-	600	600	600	600	513	-	-	551.63	
Table 0.2																	
State: Assam																	
District: Barpeta																	
Center: HOWLY	SKILLED LABOUR	CARPENTER	M	275	275	275	275	275	275	275	275	275	280	280	280	276.25	
		BLACKSMITH	M	280	280	280	280	280	280	280	280	280	280	300	300	300	285.00
	FIELD LABOUR	PLOUGHMAN	M	300	300	300	300	300	300	300	300	300	300	350	350	350	312.50
			W	250	250	250	250	250	250	250	250	250	250	300	300	300	262.50
		WEEDER	M	170	170	170	170	170	170	170	170	170	170	200	200	200	177.50
			W	170	170	170	170	170	170	170	170	170	170	200	200	200	177.50
	REAPER & HARVESTER	M	250	250	250	250	250	250	250	250	250	250	300	300	300	262.50	
		W	170	170	170	170	170	170	170	170	170	170	200	200	200	177.50	
OTHER AGRICULTURAL LABOUR	OTHER AGRICULTURAL LABOUR	M	200	200	200	200	200	200	200	200	200	200	250	250	250	212.50	
		W	150	150	150	150	150	150	150	150	150	150	200	200	200	162.50	
District: Cachar																	

Average Daily Agricultural Wages and Non Agricultural Wages (in Rs.) - 2020-21																	
State/District/Center	Labour Category	Labour Type	Gen	Jul	Aug	Sep	Oct	Nov	Dec	Jan	Feb	Mar	Apr	May	Jun	Annual Average	
Center: CHALCHAPRA	SKILLED LABOUR	CARPENTER	M	380	370	370	370	370	370	370	370	370	370	380	380	372.50	
		BLACKSMITH	M	330	320	320	320	320	320	320	320	320	320	320	330	330	322.50
		COBBLER	M	300	250	250	250	250	250	250	250	250	250	250	300	300	262.50
	FIELD LABOUR	PLOUGHMAN	M	350	300	300	300	300	300	300	300	300	300	300	350	350	312.50
			SOWER	M	350	300	300	300	300	300	300	300	300	300	300	350	350
			W	280	270	270	270	270	270	270	270	270	270	270	280	280	272.50
		WEEDER	M	350	300	300	300	300	300	300	300	300	300	300	350	350	312.50
		REAPER & HARVESTER	M	330	320	320	320	320	320	320	320	320	320	320	330	330	322.50
			W	300	300	300	300	300	300	300	300	300	300	300	300	300	300
	OTHER AGRICULTURAL LABOUR	OTHER AGRICULTURAL LABOUR	M	350	300	300	300	300	300	300	300	300	300	300	350	350	312.50
			W	280	270	270	270	270	270	270	270	270	270	270	280	280	272.50
HERDSMAN	HERDSMAN	M	250	200	200	200	200	200	200	200	200	200	200	250	250	212.50	
District: Charaideo																	
Center: Dhemaji Desangpani	SKILLED LABOUR	CARPENTER	M	500	450	450	450	450	450	450	450	450	500	500	500	466.67	
		BLACKSMITH	M	330	330	330	330	330	330	330	330	330	330	330	330	330	330.00
		COBBLER	M	300	300	300	300	300	300	300	300	300	300	300	300	300	300.00
	FIELD LABOUR	PLOUGHMAN	M	250	250	250	250	250	250	250	250	250	250	250	250	250	250.00
			SOWER	M	300	-	-	-	-	-	-	-	-	-	300	300	300
		WEEDER	M	300	300	300	300	300	300	300	300	300	300	300	300	300	300.00
			W	250	250	250	250	250	250	250	250	250	250	250	250	250	250.00
		REAPER & HARVESTER	M	300	-	-	-	-	-	-	350	350	350	300	300	300	321.43
			W	300	-	-	-	-	-	-	300	300	300	300	300	300	300.00
	OTHER AGRICULTURAL LABOUR	OTHER AGRICULTURAL LABOUR	M	350	300	300	300	300	300	300	350	350	350	350	350	350	329.17
			W	300	250	250	250	250	250	250	250	300	300	300	300	300	275.00
HERDSMAN	HERDSMAN	M	350	350	350	350	350	350	350	350	350	350	350	350	350	350.00	
		W	300	300	300	300	300	300	300	300	300	300	300	300	300	300.00	
District: Darrang																	
Center: UPAHUPARA	SKILLED LABOUR	CARPENTER	M	350	350	350	350	350	350	350	350	350	400	400	400	362.50	
		BLACKSMITH	M	350	350	350	350	350	350	350	350	350	350	450	450	450	375.00
		COBBLER	M	300	300	300	300	300	300	300	300	300	300	350	350	350	312.50
	FIELD LABOUR	PLOUGHMAN	M	300	300	300	300	300	300	300	300	300	300	400	400	400	325.00
			SOWER	M	300	300	300	300	300	300	300	300	300	300	400	400	400
		WEEDER	M	250	250	250	250	250	250	250	250	250	250	350	350	350	275.00
			W	200	200	200	200	200	200	200	200	200	200	200	200	200	200.00
		REAPER & HARVESTER	M	250	250	250	250	250	250	250	250	250	250	350	350	350	275.00
			W	200	200	200	200	200	200	200	200	200	200	200	200	200	200.00
	OTHER AGRICULTURAL LABOUR	OTHER AGRICULTURAL LABOUR	M	250	250	250	250	250	250	250	250	250	350	350	350	275.00	
	HERDSMAN	HERDSMAN	M	250	250	250	250	250	250	250	250	250	350	350	350	275.00	
District: Dhemaji																	

Average Daily Agricultural Wages and Non Agricultural Wages (in Rs.) - 2020-21																	
State/District/Center	Labour Category	Labour Type	Gen	Jul	Aug	Sep	Oct	Nov	Dec	Jan	Feb	Mar	Apr	May	Jun	Annual Average	
Center: DHEMAJI	SKILLED LABOUR	CARPENTER	M	350	350	350	350	350	350	350	350	350	350	350	350	350.00	
		BLACKSMITH	M	400	400	400	400	400	400	400	400	400	400	400	400	400.00	
		COBBLER	M	400	400	400	400	400	400	400	400	400	400	400	400	400.00	
	FIELD LABOUR	PLOUGHMAN	M	250	250	250	250	250	250	250	250	250	250	250	250	250	250.00
		SOWER	M	200	200	200	200	200	200	200	200	200	200	200	200	200	200.00
			W	200	200	200	200	200	200	200	200	200	200	200	200	200	200.00
		WEEDER	M	250	250	250	250	250	250	250	250	250	250	250	250	250	250.00
			W	200	200	200	200	200	200	200	200	200	200	200	200	200	200.00
		REAPER & HARVESTER	M	300	300	300	300	300	300	300	300	300	300	300	300	300	300.00
	OTHER AGRICULTURAL LABOUR	OTHER AGRICULTURAL LABOUR	M	200	200	200	200	200	200	200	200	200	200	200	200	200	200.00
W			180	180	180	180	180	180	180	180	180	180	180	180	180	180.00	
HERDSMAN	HERDSMAN	M	200	200	200	200	200	200	200	200	200	200	200	200	200	200.00	
Center: JONAI	SKILLED LABOUR	CARPENTER	M	500	450	500	500	500	500	500	500	500	500	500	500	500	495.83
		BLACKSMITH	M	500	350	350	500	500	500	500	500	500	500	500	500	500	475.00
	FIELD LABOUR	PLOUGHMAN	M	350	350	350	350	350	350	350	350	350	350	350	350	350	350.00
		SOWER	M	-	350	350	-	-	-	-	-	-	-	-	-	-	350.00
			W	-	300	300	-	-	-	-	-	-	-	-	-	-	300.00
		WEEDER	M	350	350	350	350	350	350	350	350	350	350	350	350	350	350.00
			W	-	300	300	-	-	-	-	-	-	-	-	-	-	300.00
		REAPER & HARVESTER	M	350	350	350	300	350	350	350	350	350	350	350	350	350	350
	W		350	300	300	350	350	350	350	350	350	350	350	350	350	350	341.67
	OTHER AGRICULTURAL LABOUR	OTHER AGRICULTURAL LABOUR	M	350	350	350	350	350	350	350	350	350	350	350	350	350	350.00
W			300	300	300	300	300	300	300	300	300	300	300	300	300	300.00	
District: Dibrugarh																	
Center: Barbaruah	SKILLED LABOUR	CARPENTER	M	550	500	550	550	550	550	550	550	550	550	550	550	550	545.83
		BLACKSMITH	M	500	450	500	500	500	500	500	500	500	500	500	500	500	495.83
		COBBLER	M	300	300	300	300	300	300	300	300	300	300	300	300	350	304.17
	FIELD LABOUR	PLOUGHMAN	M	-	250	250	250	-	-	-	-	-	-	-	-	-	250.00
		WEEDER	M	-	300	300	300	-	-	-	-	-	-	-	-	-	300.00
			W	-	-	-	-	-	-	-	-	-	-	350	350	-	350.00
		REAPER & HARVESTER	M	-	-	-	-	-	-	-	250	-	-	-	-	-	250.00
			W	-	-	-	-	-	-	-	-	-	-	400	400	-	400.00
		OTHER AGRICULTURAL LABOUR	OTHER AGRICULTURAL LABOUR	M	350	350	350	350	350	350	350	350	300	350	350	350	350
	W			400	-	-	-	300	300	300	300	300	400	400	-	-	337.50
HERDSMAN	HERDSMAN	M	200	-	-	-	200	200	200	200	200	200	200	200	200	200.00	
Center: TILOINAGAR	SKILLED LABOUR	CARPENTER	M	400	400	400	400	400	450	400	400	400	400	400	400	404.17	
		BLACKSMITH	M	400	400	400	400	400	450	400	400	400	400	400	400	404.17	
		COBBLER	M	300	300	300	300	300	300	300	300	300	300	300	300	300.00	
	FIELD LABOUR	REAPER & HARVESTER	M	-	-	-	-	-	-	350	250	-	-	-	-	-	300.00
			W	200	-	-	-	-	-	200	200	200	200	200	200	-	200.00
	OTHER AGRICULTURAL LABOUR	OTHER AGRICULTURAL LABOUR	M	350	350	350	350	350	350	350	350	350	350	350	350	350	350.00
			W	300	300	300	300	300	300	300	300	300	300	300	300	-	300.00
	HERDSMAN	HERDSMAN	M	200	200	200	200	200	200	200	200	200	200	200	200	200	200.00
District: Goalpara																	

Average Daily Agricultural Wages and Non Agricultural Wages (in Rs.) - 2020-21																		
State/District/Center	Labour Category	Labour Type	Gen	Jul	Aug	Sep	Oct	Nov	Dec	Jan	Feb	Mar	Apr	May	Jun	Annual Average		
Center: DAKALDAL	SKILLED LABOUR	CARPENTER	M	350	350	350	350	350	350	350	350	350	350	350	350	350.00		
		BLACKSMITH	M	340	340	340	340	340	340	340	340	340	340	350	350	350	342.50	
	FIELD LABOUR	PLOUGHMAN	M	300	300	300	300	300	300	300	300	300	300	-	-	-	300.00	
			SOWER	M	-	-	-	-	-	-	-	-	-	-	300	300	300	300.00
			W	-	-	-	-	-	-	-	-	-	-	280	280	280	280.00	
		WEEDER	M	250	300	250	250	250	250	250	250	250	250	250	300	300	300	266.67
			W	225	-	225	225	225	225	225	225	225	225	225	280	280	280	240.00
		REAPER & HARVESTER	M	250	320	250	250	250	250	250	250	250	250	250	320	320	320	273.33
	W		225	-	225	225	225	225	225	225	225	225	225	300	300	300	245.45	
	OTHER AGRICULTURAL LABOUR	OTHER AGRICULTURAL LABOUR	M	250	320	250	250	250	250	250	250	250	250	250	320	320	320	273.33
W			225	-	225	225	225	225	225	225	225	225	225	-	-	-	225.00	
District: Golaghat																		
Center: GOMARIGURIBAZAR	SKILLED LABOUR	CARPENTER	M	450	450	450	-	450	450	450	450	450	450	450	450	450.00		
	FIELD LABOUR	PLOUGHMAN	M	510	510	510	-	510	510	510	510	510	510	510	510	510	510.00	
		SOWER	M	400	400	400	-	400	400	400	400	400	400	400	400	400	400.00	
		WEEDER	M	370	370	370	-	370	370	370	370	370	370	370	370	370	370.00	
		REAPER & HARVESTER	M	510	510	510	-	510	510	510	510	510	510	510	510	510	510.00	
	OTHER AGRICULTURAL LABOUR	OTHER AGRICULTURAL LABOUR	M	570	570	570	-	570	570	570	570	570	570	570	570	570	570.00	
District: Hailakandi																		
Center: BOLIPARA	SKILLED LABOUR	CARPENTER	M	500	500	500	500	500	500	500	500	500	500	500	500	500.00		
		BLACKSMITH	M	500	500	500	500	500	500	500	500	500	500	500	500	500.00		
		COBBLER	M	300	-	-	-	200	200	300	300	300	300	300	300	-	275.00	
	FIELD LABOUR	PLOUGHMAN	M	500	400	400	400	400	400	400	400	500	500	500	500	500	450.00	
			SOWER	M	400	350	350	350	400	400	400	400	400	400	400	400	400	387.50
			W	-	300	300	300	300	300	300	300	-	-	-	-	-	300.00	
		WEEDER	M	400	350	350	350	350	350	350	400	400	400	400	400	500	387.50	
			W	350	250	250	250	250	250	250	250	350	350	350	350	400	304.17	
		REAPER & HARVESTER	M	500	-	-	400	400	400	400	400	400	400	500	500	500	440.00	
	W		400	300	300	300	300	300	300	300	350	350	400	400	400	341.67		
OTHER AGRICULTURAL LABOUR	OTHER AGRICULTURAL LABOUR	M	500	300	300	300	350	350	400	400	400	500	500	500	400.00			
		W	400	250	250	250	250	250	250	350	350	400	400	400	400	316.67		
District: Kamrup																		
Center: CHAYGAO	SKILLED LABOUR	CARPENTER	M	500	500	500	500	500	500	500	500	500	550	550	550	512.50		
		BLACKSMITH	M	600	600	600	600	600	600	600	600	600	600	600	600	600	600.00	
		COBBLER	M	500	500	500	500	500	500	500	500	500	550	550	550	512.50		
	FIELD LABOUR	PLOUGHMAN	M	350	350	350	350	350	350	350	350	350	350	450	450	450	375.00	
			SOWER	M	350	350	350	300	300	300	300	300	300	400	400	400	337.50	
			W	500	250	250	250	250	250	250	250	-	250	300	300	300	286.36	
		WEEDER	M	350	300	300	300	300	300	300	300	300	300	400	400	400	329.17	
			W	250	250	-	-	-	-	-	-	-	-	-	-	-	250.00	
		REAPER & HARVESTER	M	-	-	-	300	300	300	300	300	300	300	350	350	350	316.67	
	W		250	250	250	250	250	250	250	250	250	250	300	300	300	262.50		
	OTHER AGRICULTURAL LABOUR	OTHER AGRICULTURAL LABOUR	M	300	300	300	300	300	300	300	300	300	300	400	400	400	325.00	
			W	250	250	250	250	250	250	250	250	250	250	300	300	300	262.50	
HERDSMAN	HERDSMAN	M	300	300	300	300	300	300	300	300	300	350	350	350	312.50			

Average Daily Agricultural Wages and Non Agricultural Wages (in Rs.) - 2020-21																	
State/District/Center	Labour Category	Labour Type	Gen	Jul	Aug	Sep	Oct	Nov	Dec	Jan	Feb	Mar	Apr	May	Jun	Annual Average	
Center: KHATIAMARI	SKILLED LABOUR	CARPENTER	M	400	400	400	400	400	400	400	400	400	400	400	400	400.00	
		COBBLER	M	300	300	300	300	300	300	300	300	300	300	300	300	300.00	
	FIELD LABOUR	PLOUGHMAN	M	300	300	300	300	300	300	300	300	300	300	300	300	300.00	
		WEEDER	W	300	300	300	300	300	300	-	300	300	300	300	300	300.00	
		REAPER & HARVESTER	M	250	-	-	-	-	-	250	-	-	-	-	-	250.00	
	OTHER AGRICULTURAL LABOUR	OTHER AGRICULTURAL LABOUR	M	250	250	250	250	250	250	250	250	250	250	250	250	250.00	
HERDSMAN	HERDSMAN	M	-	250	250	250	250	-	250	250	250	250	-	250	250.00		
District: Karimganj																	
Center: SRIGURI	SKILLED LABOUR	CARPENTER	M	400	400	400	400	400	400	450	450	450	450	450	450	425.00	
		BLACKSMITH	M	350	350	400	400	400	400	500	500	500	500	500	500	500	441.67
		COBBLER	M	300	300	300	300	300	300	400	400	400	400	400	400	400	350.00
	FIELD LABOUR	PLOUGHMAN	M	300	300	300	300	300	300	300	400	400	400	400	400	400	350.00
		SOWER	M	300	300	300	300	300	300	350	350	350	350	350	350	350	325.00
		WEEDER	M	350	350	350	350	350	350	350	350	350	350	350	350	350	350.00
		REAPER & HARVESTER	M	-	350	-	-	-	-	350	350	350	350	350	350	350	350.00
	OTHER AGRICULTURAL LABOUR	OTHER AGRICULTURAL LABOUR	M	300	300	300	300	300	300	300	300	300	300	300	300	300	300.00
OTHER AGRICULTURAL LABOUR		W	250	-	250	-	250	250	250	250	250	250	250	250	250	250.00	
HERDSMAN	HERDSMAN	M	300	300	300	300	300	300	250	250	250	250	250	250	250	275.00	
District: Kokrajhar																	
Center: TITAGURI	FIELD LABOUR	PLOUGHMAN	M	320	320	-	-	-	-	-	-	320	350	350	350	335.00	
		SOWER	M	320	320	-	-	-	-	-	-	-	350	350	350	338.00	
			W	220	220	-	-	-	-	-	-	-	250	250	250	238.00	
		WEEDER	M	320	320	320	320	-	-	-	-	-	-	350	350	330.00	
			W	220	220	220	220	-	-	-	-	-	-	250	250	230.00	
		REAPER & HARVESTER	M	320	320	320	320	320	320	320	-	-	-	-	-	-	320.00
	W		220	220	220	220	220	220	220	-	-	-	-	-	-	220.00	
	OTHER AGRICULTURAL LABOUR	OTHER AGRICULTURAL LABOUR	M	320	320	320	320	320	320	320	-	320	320	350	350	350	328.18
OTHER AGRICULTURAL LABOUR		W	220	220	220	220	220	220	220	-	220	220	250	250	250	228.18	
District: Lakhimpur																	
Center: DOLHAT	SKILLED LABOUR	CARPENTER	M	450	350	350	350	350	350	350	350	350	350	350	350	358.33	
		BLACKSMITH	M	450	400	400	400	400	400	400	400	400	400	400	450	450	412.50
		COBBLER	M	450	400	400	400	400	400	400	400	400	400	400	400	400	404.17
	FIELD LABOUR	PLOUGHMAN	M	350	250	250	250	250	250	250	250	250	250	250	300	300	266.67
		SOWER	M	250	200	200	200	200	200	200	200	200	200	200	250	250	212.50
			W	300	250	250	250	250	250	250	250	250	250	250	300	300	262.50
		WEEDER	M	250	200	200	200	200	200	200	200	200	200	200	200	200	204.17
	W		250	200	200	200	200	200	200	200	200	200	200	200	200	200.00	
REAPER & HARVESTER	M	300	300	300	300	300	300	300	300	300	300	300	300	300	300.00		
OTHER AGRICULTURAL LABOUR	OTHER AGRICULTURAL LABOUR	M	250	200	200	200	200	200	200	200	200	200	200	250	250	212.50	
HERDSMAN	HERDSMAN	M	300	200	200	200	200	200	200	200	200	200	200	250	250	216.67	
District: Marigaon																	

Average Daily Agricultural Wages and Non Agricultural Wages (in Rs.) - 2020-21																	
State/District/Center	Labour Category	Labour Type	Gen	Jul	Aug	Sep	Oct	Nov	Dec	Jan	Feb	Mar	Apr	May	Jun	Annual Average	
Center: JALUGUTI	SKILLED LABOUR	CARPENTER	M	500	500	500	500	500	500	500	500	500	500	500	500	500.00	
		BLACKSMITH	M	550	500	500	500	500	500	500	500	500	500	500	550	550	512.50
		COBBLER	M	500	500	500	500	500	500	500	500	500	500	500	500	500	500.00
	FIELD LABOUR	PLOUGHMAN	M	350	300	300	300	300	300	300	300	300	300	300	350	350	312.50
		SOWER	M	350	300	300	300	300	300	300	300	300	300	300	350	350	312.50
		WEEDER	M	350	300	300	300	300	300	300	300	300	300	300	350	350	312.50
			W	250	200	200	200	200	200	200	200	200	200	200	250	250	212.50
	OTHER AGRICULTURAL LABOUR	OTHER AGRICULTURAL LABOUR	M	350	300	300	300	300	300	300	300	300	300	300	350	350	312.50
			W	250	200	200	200	200	200	200	200	200	200	200	250	250	212.50
	HERDSMAN	HERDSMAN	M	350	300	300	300	300	300	300	300	300	300	300	350	350	312.50
District: Nagaon																	
Center: TOPAKUCHI	SKILLED LABOUR	CARPENTER	M	500	500	500	500	500	500	500	500	500	500	500	500	500.00	
	FIELD LABOUR	PLOUGHMAN	M	400	400	400	400	400	400	400	400	400	400	400	400	400	400.00
		SOWER	M	400	400	400	400	400	400	400	400	400	400	400	400	400	400.00
		WEEDER	M	400	400	400	400	400	400	400	400	400	400	400	400	400	400.00
			W	350	350	350	350	350	350	350	350	350	350	350	350	350	350.00
		REAPER & HARVESTER	M	400	400	400	400	400	400	400	400	400	400	400	400	400	400.00
	W		350	350	350	350	350	350	350	350	350	350	350	350	350	350.00	
	OTHER AGRICULTURAL LABOUR	OTHER AGRICULTURAL LABOUR	M	350	350	350	350	350	350	350	350	350	350	350	350	350	350.00
			W	300	300	300	300	300	300	300	300	300	300	300	300	300	300.00
	HERDSMAN	HERDSMAN	M	400	400	400	400	400	400	400	400	400	400	400	400	400	400.00
District: Tinsukia																	
Center: KAKAPATHAR	SKILLED LABOUR	CARPENTER	M	400	400	400	400	400	400	400	400	400	400	400	400	400.00	
		BLACKSMITH	M	200	200	200	200	200	200	200	200	200	200	200	200	200	200.00
	FIELD LABOUR	PLOUGHMAN	M	220	220	220	220	220	220	220	220	220	220	220	220	220	220.00
		SOWER	M	220	220	220	220	220	220	220	220	220	220	220	200	220	218.33
		WEEDER	M	220	220	220	220	220	220	220	220	220	220	220	220	220	220.00
			W	220	220	220	220	220	220	220	200	220	220	220	220	220	218.33
		REAPER & HARVESTER	W	220	220	220	220	220	220	220	220	220	220	220	220	220	220.00
	OTHER AGRICULTURAL LABOUR	OTHER AGRICULTURAL LABOUR	M	220	220	220	220	220	220	220	220	220	220	220	220	220.00	
	HERDSMAN	HERDSMAN	M	220	220	220	220	220	220	220	220	220	220	220	220	220.00	
	Table 5.3																
State: Bihar																	
District: Araria																	
Center: MADHURA	SKILLED LABOUR	CARPENTER	M	450	450	450	450	450	-	500	500	500	500	500	-	475.00	
		BLACKSMITH	M	400	400	400	400	400	-	450	450	500	500	500	-	440.00	
	FIELD LABOUR	PLOUGHMAN	M	350	350	350	350	350	-	350	350	400	400	500	-	375.00	
		SOWER	M	300	300	300	300	300	-	350	350	350	350	350	-	325.00	
			W	-	-	250	250	250	-	-	-	250	250	250	-	250.00	
		WEEDER	M	250	250	300	300	300	-	300	300	350	300	300	-	295.00	
			W	-	-	-	250	-	-	250	250	250	250	250	-	250.00	
	REAPER & HARVESTER	M	300	300	300	300	300	-	350	350	350	350	350	-	325.00		
		W	250	250	250	250	250	-	250	250	250	250	250	-	250.00		
	OTHER AGRICULTURAL LABOUR	OTHER AGRICULTURAL LABOUR	M	316	316	316	316	316	-	333	333	333	333	333	-	324.50	
W			250	250	-	-	-	-	-	-	-	-	-	-	250.00		
HERDSMAN	HERDSMAN	M	250	250	250	250	250	-	300	300	300	300	300	-	275.00		
District: Aurangabad																	

Average Daily Agricultural Wages and Non Agricultural Wages (in Rs.) - 2020-21																	
State/District/Center	Labour Category	Labour Type	Gen	Jul	Aug	Sep	Oct	Nov	Dec	Jan	Feb	Mar	Apr	May	Jun	Annual Average	
Center: HASAULI	SKILLED LABOUR	CARPENTER	M	600	600	600	600	600	600	600	600	600	600	600	600	600.00	
		BLACKSMITH	M	400	400	400	400	400	400	400	400	400	400	400	400	400.00	
	FIELD LABOUR	PLOUGHMAN	M	300	300	300	300	300	300	300	300	350	350	350	350	350	320.83
		SOWER	M	250	250	250	250	250	250	250	250	300	300	300	300	300	270.83
		WEEDER	M	280	280	280	280	280	280	280	280	300	300	300	300	300	288.33
		REAPER & HARVESTER	M	250	250	250	250	250	250	250	250	250	250	250	250	250	250.00
	OTHER AGRICULTURAL LABOUR	OTHER AGRICULTURAL LABOUR	M	275	275	275	275	275	275	275	275	265	265	265	265	265	270.83
District: Banka																	
Center: BHARKOHAT	SKILLED LABOUR	CARPENTER	M	600	600	600	600	600	600	600	-	650	600	600	600	600	604.55
		BLACKSMITH	M	600	600	600	600	600	600	600	600	-	600	600	600	600	600.00
	FIELD LABOUR	PLOUGHMAN	M	400	450	450	450	450	400	-	400	400	400	400	400	400	418.18
		SOWER	M	300	300	300	300	300	350	-	350	350	350	350	350	350	327.27
			W	250	250	250	250	250	300	-	300	300	300	300	300	300	277.27
		WEEDER	M	300	350	350	350	350	300	-	300	300	300	300	300	300	318.18
			W	250	300	300	300	300	250	-	250	250	250	250	250	250	268.18
		REAPER & HARVESTER	M	350	350	350	350	350	350	-	350	350	350	350	350	350	350.00
	OTHER AGRICULTURAL LABOUR	OTHER AGRICULTURAL LABOUR	M	350	350	350	350	350	366	-	366	366	366	366	366	366	358.73
		W	300	300	300	300	300	316	-	316	316	316	316	316	316	316	308.73
	HERDSMAN	HERDSMAN	M	300	300	300	300	300	300	-	300	300	300	300	300	300	300.00
		W	250	250	250	250	250	250	-	250	250	250	250	250	250	250	250.00
	District: Begusarai																
Center: SIMARIYA	SKILLED LABOUR	CARPENTER	M	450	450	450	500	500	500	500	500	500	550	550	550	500.00	
		BLACKSMITH	M	450	450	450	500	500	500	500	500	500	500	500	500	500	487.50
	FIELD LABOUR	PLOUGHMAN	M	300	350	350	350	350	350	350	350	350	400	400	400	358.33	
			W	-	-	-	-	300	-	300	300	300	350	350	350	321.43	
		SOWER	M	300	300	300	350	350	350	350	350	350	350	350	350	350	337.50
			W	200	200	200	300	300	300	300	300	300	300	300	300	300	275.00
		WEEDER	M	300	300	300	350	350	350	350	350	350	350	350	350	350	337.50
		REAPER & HARVESTER	M	300	300	300	350	350	350	350	350	350	350	350	375	375	341.67
	W		200	200	200	300	300	300	300	300	300	300	300	325	325	279.17	
	OTHER AGRICULTURAL LABOUR	OTHER AGRICULTURAL LABOUR	M	300	300	300	350	350	350	350	350	350	350	350	366	366	338.83
		W	200	200	200	300	300	300	300	300	300	300	300	300	333	333	277.75
	HERDSMAN	HERDSMAN	M	250	250	250	350	350	350	350	350	350	400	400	400	337.50	
		W	200	200	200	300	300	300	300	300	300	300	350	350	350	287.50	
District: Bhagalpur																	

Average Daily Agricultural Wages and Non Agricultural Wages (in Rs.) - 2020-21																	
State/District/Center	Labour Category	Labour Type	Gen	Jul	Aug	Sep	Oct	Nov	Dec	Jan	Feb	Mar	Apr	May	Jun	Annual Average	
Center: DHARHARA	SKILLED LABOUR	CARPENTER	M	550	500	550	500	500	500	500	500	500	500	500	500	508.33	
		BLACKSMITH	M	450	450	450	450	450	400	400	400	400	400	400	400	400	420.83
	FIELD LABOUR	PLOUGHMAN	M	400	400	400	200	200	300	300	300	300	300	300	300	300	308.33
			W	300	300	300	-	-	-	-	-	-	-	-	-	-	300.00
		SOWER	M	300	200	200	200	200	300	300	300	300	300	300	300	300	266.67
			W	250	200	200	200	200	300	300	300	300	300	300	300	300	262.50
		WEEDER	M	350	350	350	300	300	300	300	300	250	250	250	250	250	291.67
			W	250	300	300	300	300	300	300	300	-	-	-	-	-	292.86
		REAPER & HARVESTER	M	275	225	250	250	250	250	250	250	250	250	250	250	250	250.00
			W	275	225	225	250	250	250	250	250	250	250	250	250	250	247.92
	OTHER AGRICULTURAL LABOUR	OTHER AGRICULTURAL LABOUR	M	200	166	233	233	233	216	216	216	216	216	216	216	216	214.75
			W	175	150	233	216	216	200	200	216	216	216	216	216	216	205.83
	HERDSMAN	HERDSMAN	M	100	100	100	100	100	-	-	-	100	100	100	100	100	100.00
			W	100	100	100	100	100	100	100	100	100	100	100	100	100	100.00
Center: JAGARIYA	SKILLED LABOUR	CARPENTER	M	550	550	500	500	500	500	500	500	500	500	500	500	508.33	
		BLACKSMITH	M	450	450	450	450	450	400	400	400	400	400	400	400	400	420.83
	FIELD LABOUR	PLOUGHMAN	M	400	200	200	200	200	300	300	300	300	250	250	250	250	262.50
			W	300	200	-	-	-	-	-	-	-	-	-	-	-	250.00
		SOWER	M	200	200	200	200	200	300	300	300	300	300	250	250	250	250.00
			W	250	200	200	200	200	300	300	300	300	250	200	200	200	241.67
		WEEDER	M	350	300	300	300	300	300	300	300	300	300	300	300	300	304.17
			W	300	300	250	250	250	300	300	300	300	250	250	250	250	275.00
		REAPER & HARVESTER	M	225	225	250	250	250	250	250	250	250	250	275	250	250	247.92
			W	200	275	250	250	250	250	250	250	250	250	250	250	250	247.92
	OTHER AGRICULTURAL LABOUR	OTHER AGRICULTURAL LABOUR	M	250	165	233	233	233	216	216	217	217	250	250	266	228.83	
			W	233	150	233	233	233	200	200	200	200	225	225	225	225	213.08
	HERDSMAN	HERDSMAN	M	100	100	400	400	400	100	100	-	100	200	250	250	250	218.18
			W	100	100	400	400	400	100	100	100	100	200	200	200	200	200.00
District: Bhojpur																	
Center: KADARA	SKILLED LABOUR	CARPENTER	M	550	550	550	550	550	550	-	550	550	550	550	550	550.00	
		BLACKSMITH	M	550	550	550	550	550	550	-	550	550	550	550	550	550.00	
	FIELD LABOUR	PLOUGHMAN	M	400	400	400	400	400	400	-	400	400	400	400	400	400.00	
		SOWER	M	-	-	-	-	-	-	-	-	-	-	350	350	350.00	
		REAPER & HARVESTER	M	350	350	350	350	350	350	-	350	350	350	350	350	350.00	
	OTHER AGRICULTURAL LABOUR	OTHER AGRICULTURAL LABOUR	M	337	337	337	337	337	337	-	337	337	337	333	333	336.27	
District: Buxar																	
Center: DALSAGAR	SKILLED LABOUR	CARPENTER	M	550	550	550	550	550	550	-	550	550	550	550	550	550.00	
		BLACKSMITH	M	500	500	500	500	500	500	-	500	500	500	500	500	500.00	
	FIELD LABOUR	PLOUGHMAN	M	400	400	400	400	400	400	-	400	400	400	400	400	400.00	
		SOWER	M	400	400	400	400	400	400	-	400	400	400	400	400	400.00	
			W	400	400	400	400	400	400	-	400	400	400	400	400	400.00	
		WEEDER	M	400	400	400	400	400	400	-	400	400	400	400	400	400.00	
			W	400	400	400	400	400	400	-	400	400	400	400	400	400.00	
		REAPER & HARVESTER	M	400	400	400	400	400	400	-	400	400	400	400	400	400	400.00
	W		400	400	400	400	400	400	-	400	400	400	400	400	400	400.00	
	OTHER AGRICULTURAL LABOUR	OTHER AGRICULTURAL LABOUR	M	450	250	450	450	450	450	-	450	500	500	500	500	450.00	
W			450	250	450	450	450	450	-	450	500	500	500	500	450.00		
District: Darbhanga																	

Average Daily Agricultural Wages and Non Agricultural Wages (in Rs.) - 2020-21																		
State/District/Center	Labour Category	Labour Type	Gen	Jul	Aug	Sep	Oct	Nov	Dec	Jan	Feb	Mar	Apr	May	Jun	Annual Average		
Center: GODHOL	SKILLED LABOUR	CARPENTER	M	500	500	500	500	500	500	500	500	500	500	500	500	500.00		
		BLACKSMITH	M	500	500	500	500	500	500	500	500	500	500	500	500	500.00		
	FIELD LABOUR	PLOUGHMAN	M	-	300	300	300	300	300	300	300	300	300	-	-	-	300.00	
			W	-	250	250	250	250	250	250	250	250	250	250	-	-	250.00	
		SOWER	M	400	400	400	400	400	400	400	400	400	400	400	400	400	400	400.00
			W	350	350	350	350	350	350	350	350	350	350	350	350	350	350.00	
		WEEDER	M	300	300	300	300	300	300	300	300	300	350	350	350	350	350	320.83
			W	250	250	250	250	250	250	250	250	250	250	250	250	250	250.00	
	REAPER & HARVESTER	M	400	400	400	400	400	400	400	400	400	400	400	400	400	400	400.00	
		W	350	350	350	350	350	350	350	350	350	350	350	350	350	350.00		
	OTHER AGRICULTURAL LABOUR	OTHER AGRICULTURAL LABOUR	M	400	400	400	400	400	400	400	400	400	400	400	400	400	400.00	
			W	350	350	350	350	350	350	350	350	350	350	350	350	350	350.00	
Center: SIRNIYA	SKILLED LABOUR	CARPENTER	M	500	500	500	500	500	500	500	500	500	500	500	500	500.00		
		BLACKSMITH	M	500	500	500	500	500	500	500	500	500	500	500	500	500.00		
	FIELD LABOUR	SOWER	M	400	400	400	400	400	400	400	400	400	400	400	400	400	400.00	
			W	350	350	350	350	350	350	350	350	350	350	350	350	350.00		
		WEEDER	M	350	350	350	350	350	350	350	350	350	350	350	350	350	350.00	
			W	250	250	250	250	250	250	250	250	250	250	250	250	250.00		
		REAPER & HARVESTER	M	400	400	400	400	400	400	400	400	400	400	400	400	400	400.00	
			W	350	350	350	350	350	350	350	300	350	350	350	350	350	345.83	
	OTHER AGRICULTURAL LABOUR	OTHER AGRICULTURAL LABOUR	M	400	400	400	400	400	400	400	400	400	400	400	400	400	400.00	
			W	350	350	350	350	350	350	350	350	350	350	350	350	350.00		
	District: Gaya																	
	Center: KARJOE	SKILLED LABOUR	CARPENTER	M	400	400	400	400	400	400	400	400	400	400	400	450	404.17	
FIELD LABOUR		PLOUGHMAN	M	400	300	300	300	300	300	300	300	300	300	300	300	300	308.33	
		SOWER	M	300	250	250	250	250	300	300	300	300	-	350	375	293.18		
		WEEDER	M	250	300	300	300	300	300	300	300	300	300	300	300	300	295.83	
		REAPER & HARVESTER	M	325	325	325	325	325	375	325	325	325	350	350	375	337.50		
OTHER AGRICULTURAL LABOUR		OTHER AGRICULTURAL LABOUR	M	350	350	350	350	350	333	350	375	350	375	325	325	348.58		
HERDSMAN		HERDSMAN	M	300	300	300	300	300	300	350	400	450	400	400	400	350.00		
Center: TURI	SKILLED LABOUR	CARPENTER	M	-	350	330	350	350	-	450	500	550	600	610	615	470.50		
		BLACKSMITH	M	-	275	275	275	275	-	350	400	450	500	510	515	382.50		
	FIELD LABOUR	PLOUGHMAN	M	-	150	150	150	150	-	250	300	350	400	410	415	272.50		
			W	-	250	250	250	250	-	350	400	450	500	510	515	372.50		
		SOWER	M	-	210	210	210	210	-	300	350	400	450	460	465	326.50		
		WEEDER	M	-	310	310	310	310	-	400	450	500	550	560	565	426.50		
		REAPER & HARVESTER	M	-	202	202	202	202	-	275	325	375	425	435	240	288.30		
			W	-	150	150	150	150	-	250	300	350	400	410	415	272.50		
	OTHER AGRICULTURAL LABOUR	OTHER AGRICULTURAL LABOUR	M	-	210	210	210	210	-	316	350	400	450	460	465	328.10		
			W	-	220	220	220	220	-	300	350	400	450	460	465	330.50		
	HERDSMAN	HERDSMAN	M	-	210	-	210	210	-	300	300	350	400	400	415	310.56		
District: Gopalganj																		

Average Daily Agricultural Wages and Non Agricultural Wages (in Rs.) - 2020-21																	
State/District/Center	Labour Category	Labour Type	Gen	Jul	Aug	Sep	Oct	Nov	Dec	Jan	Feb	Mar	Apr	May	Jun	Annual Average	
Center: BAIKUNTHPUR	SKILLED LABOUR	CARPENTER	M	500	500	500	500	500	-	-	500	500	500	500	500	500.00	
	FIELD LABOUR	PLOUGHMAN	M	-	-	300	-	-	-	-	300	300	300	350	300	308.33	
		SOWER	M	-	-	300	-	-	-	-	300	300	300	350	350	316.67	
		WEEDER	M	-	300	300	-	-	-	-	-	-	-	-	-	300.00	
		REAPER & HARVESTER	M	300	-	-	300	300	300	-	250	-	-	325	325	300.00	
OTHER AGRICULTURAL LABOUR	OTHER AGRICULTURAL LABOUR	M	-	300	200	-	-	-	-	-	200	200	-	-	225.00		
District: Jamui																	
Center: GODDI	SKILLED LABOUR	CARPENTER	M	500	500	500	500	500	500	500	500	500	500	500	500	500.00	
		BLACKSMITH	M	450	450	450	450	450	450	450	450	450	450	450	450	450.00	
	FIELD LABOUR	PLOUGHMAN	M	300	300	300	300	300	300	300	300	300	300	300	300	300	300.00
			W	300	300	300	300	300	300	300	300	300	300	300	300	300	300.00
		SOWER	M	250	250	250	250	250	250	250	250	250	250	250	250	250	250.00
			W	250	250	250	250	250	250	250	250	250	250	250	250	250	250.00
		WEEDER	M	270	270	270	270	270	270	270	270	270	270	270	270	270	270.00
			W	270	270	270	270	270	270	270	270	270	270	270	270	270	270.00
		REAPER & HARVESTER	M	250	250	250	250	250	250	250	250	250	250	250	250	250	250.00
			W	250	250	250	250	250	250	250	250	250	250	250	250	250	250.00
	OTHER AGRICULTURAL LABOUR	OTHER AGRICULTURAL LABOUR	M	250	256	256	256	256	256	253	256	256	256	256	256	256	255.25
		W	250	250	250	250	250	250	250	250	250	256	256	256	256	256	252.50
	HERDSMAN	HERDSMAN	M	250	250	250	250	250	250	250	250	250	250	250	250	250	250.00
			W	250	250	250	250	250	250	250	250	250	250	250	250	250	250.00
District: Jehanabad																	
Center: BARA	SKILLED LABOUR	CARPENTER	M	400	400	400	400	400	400	400	400	400	400	400	400	400.00	
		BLACKSMITH	M	400	400	400	400	400	400	400	400	400	400	400	400	400	400.00
	FIELD LABOUR	PLOUGHMAN	M	400	-	-	-	400	400	400	-	-	-	400	400	400.00	
			W	300	-	-	-	300	300	300	-	-	-	250	250	283.33	
		SOWER	M	350	-	-	-	350	350	350	-	-	-	350	350	350.00	
			W	300	-	-	-	300	300	300	-	-	-	250	250	283.33	
		WEEDER	M	350	350	350	350	350	350	350	350	350	350	350	350	350	350.00
			W	300	300	300	300	300	300	300	300	300	300	300	250	250	291.67
	REAPER & HARVESTER	M	-	-	-	375	375	375	-	325	325	325	-	-	-	350.00	
		W	-	-	-	300	275	275	-	275	325	275	-	-	-	287.50	
	OTHER AGRICULTURAL LABOUR	OTHER AGRICULTURAL LABOUR	M	366	366	366	400	350	350	350	-	-	400	350	350	364.80	
		W	283	283	283	350	275	275	375	-	-	300	275	266	266	296.50	
HERDSMAN	HERDSMAN	M	300	300	300	300	300	300	300	300	300	300	300	300	300	300.00	
		W	200	200	200	200	200	200	200	200	200	200	200	200	200	200.00	
District: Kaimur (bhabua)																	

Average Daily Agricultural Wages and Non Agricultural Wages (in Rs.) - 2020-21																		
State/District/Center	Labour Category	Labour Type	Gen	Jul	Aug	Sep	Oct	Nov	Dec	Jan	Feb	Mar	Apr	May	Jun	Annual Average		
Center: AKHALAKHPUR	SKILLED LABOUR	CARPENTER	M	600	600	600	600	600	600	600	600	600	600	600	600	600.00		
		BLACKSMITH	M	450	450	450	450	450	450	450	450	450	450	450	450	450	450.00	
	FIELD LABOUR	PLOUGHMAN	M	300	300	300	300	300	300	300	300	300	300	300	300	300	300.00	
			W	300	300	300	300	300	300	300	300	300	300	300	300	300	300.00	
		SOWER	M	300	300	300	300	300	300	300	300	300	300	300	300	300	300	300.00
			W	300	300	300	300	300	300	300	300	300	300	300	300	300	300	300.00
		WEEDER	M	200	200	200	200	200	200	200	200	200	200	200	200	200	200	200.00
			W	200	200	200	200	200	200	200	200	200	200	200	200	200	200	200.00
		REAPER & HARVESTER	M	300	300	300	300	300	300	300	300	300	300	300	300	300	300	300.00
			W	300	300	300	300	300	300	300	300	300	300	300	300	300	300	300.00
	OTHER AGRICULTURAL LABOUR	OTHER AGRICULTURAL LABOUR	M	275	275	275	275	275	275	183	275	275	275	275	275	275	267.33	
			W	275	275	275	275	275	275	183	275	275	275	275	275	275	267.33	
	HERDSMAN	HERDSMAN	M	200	200	200	200	200	200	200	200	200	200	200	200	200	200.00	
			W	200	200	200	200	200	200	200	200	200	200	200	200	200	200.00	
District: Katihar																		
Center: JAGARNATHPUR	SKILLED LABOUR	CARPENTER	M	400	400	400	400	400	400	-	-	-	-	-	-	400.00		
	FIELD LABOUR	PLOUGHMAN	M	300	300	300	300	300	300	300	-	-	-	-	-	-	300.00	
		SOWER	M	300	300	300	300	300	300	300	-	-	-	-	-	-	300.00	
		WEEDER	M	300	300	300	300	300	300	300	-	-	-	-	-	-	300.00	
		REAPER & HARVESTER	M	300	300	300	300	300	300	300	-	-	-	-	-	-	300.00	
	OTHER AGRICULTURAL LABOUR	OTHER AGRICULTURAL LABOUR	M	266	266	266	266	266	266	-	-	-	-	-	-	266.00		
	HERDSMAN	HERDSMAN	M	250	250	250	250	250	250	-	-	-	-	-	-	250.00		
Center: RAHATA	SKILLED LABOUR	CARPENTER	M	350	350	350	350	350	300	400	350	300	-	-	350	345.00		
	FIELD LABOUR	PLOUGHMAN	M	300	300	300	300	300	250	300	300	250	-	-	250	285.00		
			W	200	200	200	200	200	150	200	200	150	-	-	150	185.00		
		SOWER	M	300	300	300	300	300	250	300	300	150	-	-	250	275.00		
			W	200	200	200	200	200	150	200	200	150	-	-	150	185.00		
		WEEDER	M	300	300	300	300	300	250	300	300	250	-	-	250	285.00		
			W	200	200	200	200	200	150	200	200	150	-	-	150	185.00		
		REAPER & HARVESTER	M	300	300	300	300	300	250	300	300	250	-	-	250	285.00		
			W	200	200	200	200	200	150	200	200	150	-	-	150	185.00		
	OTHER AGRICULTURAL LABOUR	OTHER AGRICULTURAL LABOUR	M	300	300	300	300	300	250	300	300	250	-	-	250	285.00		
W			200	200	200	200	200	150	200	200	150	-	-	150	185.00			
District: Khagaria																		
Center: BABUBAGICHA	SKILLED LABOUR	CARPENTER	M	500	500	500	-	-	-	500	500	500	500	500	500	500.00		
		BLACKSMITH	M	500	500	500	-	-	-	500	500	500	500	500	500	500.00		
	FIELD LABOUR	PLOUGHMAN	M	-	300	300	-	-	-	-	300	-	300	300	300	300.00		
			W	-	-	-	-	-	-	200	200	-	-	-	200	200.00		
		SOWER	M	-	-	-	-	-	-	300	300	-	-	-	300	300.00		
			W	-	-	-	-	-	-	200	200	-	-	-	200	200.00		
		REAPER & HARVESTER	M	-	-	-	-	-	-	300	300	300	300	300	300	300	300.00	
			W	-	-	-	-	-	-	200	200	-	200	200	-	200	200.00	
OTHER AGRICULTURAL LABOUR	OTHER AGRICULTURAL LABOUR	M	-	300	300	-	-	-	-	-	300	-	-	-	300.00			
District: Kishanganj																		

Average Daily Agricultural Wages and Non Agricultural Wages (in Rs.) - 2020-21																	
State/District/Center	Labour Category	Labour Type	Gen	Jul	Aug	Sep	Oct	Nov	Dec	Jan	Feb	Mar	Apr	May	Jun	Annual Average	
Center: MAIDA	SKILLED LABOUR	CARPENTER	M	375	450	390	450	450	450	450	450	450	450	500	450	442.92	
	FIELD LABOUR	PLOUGHMAN	M	350	350	275	350	350	350	350	350	350	350	350	400	350	347.92
		SOWER	M	375	375	270	375	375	375	375	375	375	375	375	400	375	368.33
			W	350	350	-	350	350	350	350	350	350	350	375	375	375	356.82
		WEEDER	M	350	350	270	350	350	350	350	350	350	-	400	350	347.27	
		REAPER & HARVESTER	M	362	362	260	362	362	362	362	362	362	525	400	400	400	376.58
			W	325	350	225	350	325	350	350	350	350	350	400	387	400	346.83
	OTHER AGRICULTURAL LABOUR	OTHER AGRICULTURAL LABOUR	M	362	362	275	362	362	362	362	362	362	362	383	400	383	361.42
			W	300	300	250	300	300	300	300	300	300	300	300	350	350	304.17
	HERDSMAN	HERDSMAN	M	350	350	-	350	350	350	350	350	350	350	350	400	350	354.55
District: Lakhisarai																	
Center: CHANDANPUR	SKILLED LABOUR	CARPENTER	M	500	500	-	500	500	500	500	500	500	500	500	500	500	500.00
		BLACKSMITH	M	500	500	-	500	500	500	500	500	500	500	500	500	500	500.00
	FIELD LABOUR	PLOUGHMAN	M	300	300	-	300	300	300	300	300	300	300	300	300	300	300.00
		SOWER	M	-	-	-	-	300	300	300	300	300	300	300	300	300	300.00
		WEEDER	M	300	300	-	-	300	300	300	300	300	300	300	300	300	300.00
		REAPER & HARVESTER	M	300	300	-	300	300	300	300	300	300	300	300	300	300	300.00
	OTHER AGRICULTURAL LABOUR	OTHER AGRICULTURAL LABOUR	M	300	300	-	300	250	-	300	-	-	300	-	300	-	292.86
			W	200	200	-	200	-	-	-	-	-	-	-	-	-	200.00
	HERDSMAN	HERDSMAN	M	-	-	-	-	-	-	200	250	250	300	300	300	300	271.43
			W	200	200	-	200	200	200	250	250	300	300	300	300	300	245.45
District: Madhepura																	
Center: DEEGHE	SKILLED LABOUR	CARPENTER	M	500	500	500	500	500	500	500	600	600	500	500	-	518.18	
		BLACKSMITH	M	500	500	500	500	500	500	500	500	500	500	500	500	-	500.00
	FIELD LABOUR	PLOUGHMAN	M	300	-	250	250	250	250	-	400	400	-	-	-	300.00	
			W	-	-	200	200	200	-	-	-	-	-	-	-	200.00	
		SOWER	M	300	300	300	300	300	300	300	-	-	-	-	-	300.00	
			W	250	250	250	250	250	250	250	-	-	-	-	-	250.00	
		WEEDER	M	300	300	250	250	250	250	300	300	300	-	-	-	277.78	
			W	250	250	200	200	200	200	250	-	-	-	-	-	221.43	
	REAPER & HARVESTER	M	300	-	300	300	300	300	-	350	350	350	350	-	322.22		
	W	250	-	250	250	250	250	-	300	300	300	-	-	-	268.75		
OTHER AGRICULTURAL LABOUR	OTHER AGRICULTURAL LABOUR	M	325	325	300	300	-	300	325	-	-	350	350	-	321.88		
		W	275	275	250	250	-	250	275	-	-	250	-	-	260.71		
Center: KISHANPUR-RATWARA	SKILLED LABOUR	CARPENTER	M	600	600	600	600	600	600	600	600	600	500	500	-	581.82	
		BLACKSMITH	M	600	500	500	500	500	500	500	500	500	500	500	-	509.09	
	FIELD LABOUR	PLOUGHMAN	M	300	-	-	400	400	400	350	-	400	-	-	-	375.00	
			W	250	-	-	-	-	-	250	-	-	-	-	-	250.00	
		WEEDER	M	300	-	-	300	-	-	300	-	300	-	-	-	300.00	
			W	250	-	-	-	-	-	250	-	-	-	-	-	250.00	
		REAPER & HARVESTER	M	-	-	300	300	300	-	-	300	300	350	350	-	314.29	
			W	-	-	250	250	-	-	-	250	250	300	300	-	266.67	
	OTHER AGRICULTURAL LABOUR	OTHER AGRICULTURAL LABOUR	M	-	400	-	300	300	300	-	-	-	350	350	-	333.33	
	District: Madhubani																

Average Daily Agricultural Wages and Non Agricultural Wages (in Rs.) - 2020-21																	
State/District/Center	Labour Category	Labour Type	Gen	Jul	Aug	Sep	Oct	Nov	Dec	Jan	Feb	Mar	Apr	May	Jun	Annual Average	
Center: BHAKHARAEN	SKILLED LABOUR	CARPENTER	M	500	500	500	500	500	500	500	500	500	500	500	500	500.00	
		BLACKSMITH	M	500	500	500	500	500	500	500	500	500	500	500	500	500.00	
	FIELD LABOUR	PLOUGHMAN	M	300	300	300	300	300	300	300	300	300	300	300	300	300	300.00
			W	250	250	250	250	250	250	250	250	250	250	250	250	250.00	
		SOWER	M	300	300	300	300	300	300	300	300	300	300	300	300	300	300.00
			W	250	250	250	250	250	250	250	250	250	250	250	250	250.00	
		WEEDER	M	300	300	300	300	300	300	300	300	300	300	300	300	300	300.00
			W	250	250	250	250	250	250	250	250	250	250	250	250	250.00	
	REAPER & HARVESTER	M	300	300	300	300	300	300	300	300	300	300	300	300	300	300.00	
	W	250	250	250	250	250	250	250	250	250	250	250	250	250	250.00		
OTHER AGRICULTURAL LABOUR	OTHER AGRICULTURAL LABOUR	M	300	300	300	300	300	300	300	300	300	300	300	300	300	300.00	
Center: PARASA	SKILLED LABOUR	CARPENTER	M	500	500	500	500	500	500	500	500	500	500	500	500	500.00	
		BLACKSMITH	M	500	500	500	500	500	500	500	500	500	500	500	500	500.00	
	FIELD LABOUR	PLOUGHMAN	M	300	300	300	300	300	300	300	300	300	300	300	300	300	300.00
			W	250	250	250	250	250	250	250	250	250	250	250	250	250.00	
		SOWER	M	300	300	300	300	300	300	300	300	300	300	300	300	300	300.00
			W	250	250	250	250	250	250	250	250	250	250	-	-	-	250.00
		WEEDER	M	300	300	300	300	300	300	300	300	300	300	300	300	300	300.00
			W	250	250	250	250	250	250	250	250	250	250	250	250	250	250.00
	REAPER & HARVESTER	M	300	300	300	300	300	300	300	300	300	300	300	300	300	300.00	
	W	250	250	250	250	250	250	250	250	250	250	250	250	250	250.00		
OTHER AGRICULTURAL LABOUR	OTHER AGRICULTURAL LABOUR	M	300	300	300	300	300	300	300	300	300	300	300	300	300	300.00	
Center: RADHAKANT	SKILLED LABOUR	CARPENTER	M	500	500	500	500	500	500	500	500	500	500	500	500	500.00	
		BLACKSMITH	M	500	500	500	500	500	500	500	500	500	500	500	500	500.00	
	FIELD LABOUR	PLOUGHMAN	M	300	300	300	300	300	300	300	300	300	300	300	300	300	300.00
			W	250	250	250	250	250	250	250	250	250	250	250	250	250.00	
		SOWER	M	300	300	300	300	300	300	300	300	300	300	300	300	300	300.00
			W	250	250	250	250	250	250	250	250	250	250	250	250	250.00	
		WEEDER	M	300	300	300	300	300	300	300	300	300	300	300	300	300	300.00
			W	250	250	250	250	250	250	250	250	250	250	250	250	250.00	
	REAPER & HARVESTER	M	300	300	300	300	300	300	300	300	300	300	300	300	300	300.00	
	W	250	250	250	250	250	250	250	250	250	250	250	250	250	250.00		
OTHER AGRICULTURAL LABOUR	OTHER AGRICULTURAL LABOUR	M	300	300	300	300	300	300	300	300	300	300	300	300	300.00		
District: Munger																	
Center: NAUVAGARHI	SKILLED LABOUR	CARPENTER	M	500	500	-	-	-	-	-	500	600	600	600	600	557.14	
		BLACKSMITH	M	500	500	-	-	-	-	-	500	600	600	600	600	557.14	
	FIELD LABOUR	PLOUGHMAN	M	300	300	-	-	-	-	-	300	300	300	300	300	300.00	
			W	200	200	-	-	-	-	-	200	200	200	200	200	200.00	
		SOWER	M	300	300	-	-	-	-	-	300	300	300	300	300	300.00	
			W	200	200	-	-	-	-	-	200	200	200	200	200	200.00	
		WEEDER	M	300	300	-	-	-	-	-	300	300	300	300	300	300.00	
			W	200	200	-	-	-	-	-	200	200	200	200	200	200.00	
	REAPER & HARVESTER	M	300	300	-	-	-	-	-	300	300	300	300	300	300.00		
	W	200	200	-	-	-	-	-	-	200	200	200	200	200	200.00		
	OTHER AGRICULTURAL LABOUR	OTHER AGRICULTURAL LABOUR	M	300	300	-	-	-	-	-	300	300	300	300	300	300.00	
	W	200	200	-	-	-	-	-	-	200	200	200	200	200	200.00		
	HERDSMAN	HERDSMAN	M	300	300	-	-	-	-	-	300	300	300	300	300	300.00	
			W	200	200	-	-	-	-	-	200	200	200	200	200	200.00	
District: Muzaffarpur																	

Average Daily Agricultural Wages and Non Agricultural Wages (in Rs.) - 2020-21																		
State/District/Center	Labour Category	Labour Type	Gen	Jul	Aug	Sep	Oct	Nov	Dec	Jan	Feb	Mar	Apr	May	Jun	Annual Average		
Center: BHALUI RASOOL	SKILLED LABOUR	CARPENTER	M	500	500	500	500	500	500	500	500	500	500	500	500	500.00		
		BLACKSMITH	M	-	500	500	500	500	500	500	500	500	500	500	500	500	500.00	
	FIELD LABOUR	PLOUGHMAN	M	500	300	300	350	350	350	350	350	350	350	350	350	400	358.33	
		SOWER	M	300	300	300	350	350	350	350	350	350	350	350	350	400	341.67	
		WEEDER	M	300	300	300	350	350	350	350	350	350	350	350	350	400	341.67	
		REAPER & HARVESTER	M	300	300	300	350	350	350	350	350	350	350	350	350	400	341.67	
	OTHER AGRICULTURAL LABOUR	OTHER AGRICULTURAL LABOUR	M	300	300	300	325	325	216	325	325	325	325	325	350	311.75		
HERDSMAN	HERDSMAN	M	300	300	300	300	300	300	300	300	300	300	300	300	300	300.00		
Center: NARASINGHPUR	SKILLED LABOUR	CARPENTER	M	500	500	500	500	500	500	500	500	500	500	500	500	500.00		
		BLACKSMITH	M	500	500	500	500	500	500	500	500	500	500	500	500	500	500.00	
	FIELD LABOUR	PLOUGHMAN	M	350	350	350	350	350	350	350	350	350	350	350	350	350	350.00	
			W	250	250	250	250	250	250	250	250	250	250	250	250	250	250.00	
		SOWER	M	400	400	400	400	400	400	350	350	350	350	350	350	350	350	370.83
			W	300	300	300	300	300	250	300	300	300	300	300	300	300	300	295.83
		WEEDER	M	350	350	350	350	350	350	400	400	400	400	400	400	400	400	375.00
			W	250	250	250	250	250	250	300	300	300	300	300	300	300	300	275.00
		REAPER & HARVESTER	M	350	350	350	350	350	350	350	350	350	350	350	350	350	350	350.00
			W	300	300	300	300	300	300	300	300	250	250	250	250	250	250	279.17
	OTHER AGRICULTURAL LABOUR	OTHER AGRICULTURAL LABOUR	M	383	383	383	383	375	350	316	333	333	333	333	333	333	353.17	
		OTHER AGRICULTURAL LABOUR	W	300	300	300	300	300	283	266	266	266	266	266	266	266	281.58	
	HERDSMAN	HERDSMAN	W	-	-	150	150	150	-	-	-	-	-	-	-	-	150.00	
District: Nalanda																		
Center: DIYAWAN	SKILLED LABOUR	CARPENTER	M	-	-	-	-	-	300	300	300	300	300	300	300	300.00		
	FIELD LABOUR	PLOUGHMAN	M	-	-	-	-	-	260	260	260	260	260	-	-	260.00		
		SOWER	M	-	-	-	-	-	-	260	-	-	-	260	260	260.00		
		WEEDER	M	260	-	-	-	-	-	-	156	156	-	-	-	190.67		
		REAPER & HARVESTER	M	-	-	-	300	300	260	208	-	-	-	-	-	267.00		
	OTHER AGRICULTURAL LABOUR	OTHER AGRICULTURAL LABOUR	M	300	280	280	253	280	300	254	254	254	300	208	260	268.58		
Center: NAURANG	SKILLED LABOUR	CARPENTER	M	-	270	270	-	270	270	270	270	270	270	270	270	270.00		
	FIELD LABOUR	PLOUGHMAN	M	-	-	360	-	360	-	-	-	-	-	-	-	360.00		
			W	-	-	360	-	360	-	-	-	-	-	-	360.00			
		SOWER	M	-	360	360	-	360	360	360	360	360	360	360	360	360	360.00	
			W	-	360	360	-	360	-	360	360	360	360	360	360	360	360.00	
		WEEDER	M	-	360	-	-	-	-	360	360	360	360	360	360	360	360.00	
			W	-	360	-	-	-	-	360	360	360	360	360	360	360	360.00	
OTHER AGRICULTURAL LABOUR	OTHER AGRICULTURAL LABOUR	M	-	200	200	-	200	200	200	200	200	200	200	200	200.00			
District: Nawada																		

Average Daily Agricultural Wages and Non Agricultural Wages (in Rs.) - 2020-21																		
State/District/Center	Labour Category	Labour Type	Gen	Jul	Aug	Sep	Oct	Nov	Dec	Jan	Feb	Mar	Apr	May	Jun	Annual Average		
Center: MASAI	SKILLED LABOUR	CARPENTER	M	450	450	450	450	450	450	450	450	450	450	450	450	450.00		
		BLACKSMITH	M	450	450	450	450	450	450	450	450	450	450	450	450	450	450.00	
	FIELD LABOUR	PLOUGHMAN	M	300	300	300	300	300	300	300	300	300	300	300	300	300	300.00	
			SOWER	M	200	-	200	200	200	200	200	200	-	200	200	200	-	200.00
		WEEDER	W	200	-	200	200	200	200	200	200	-	200	200	200	200	-	200.00
			M	200	200	200	200	200	200	200	200	200	200	200	200	200	200	200.00
		REAPER & HARVESTER	W	200	200	200	200	200	200	200	200	200	200	200	200	200	200	200.00
			M	250	-	-	250	250	250	250	250	250	250	250	250	250	250	250.00
	OTHER AGRICULTURAL LABOUR	OTHER AGRICULTURAL LABOUR	W	250	250	250	250	250	250	250	250	225	250	250	250	225	245.83	
			M	250	250	250	250	250	250	250	250	225	250	250	250	225	245.83	
District: Pashchim champaran																		
Center: JHANKAUL	SKILLED LABOUR	CARPENTER	M	450	450	-	450	450	450	450	500	500	500	500	500	500	472.73	
		BLACKSMITH	M	400	400	-	400	400	400	400	450	450	450	450	450	450	422.73	
	FIELD LABOUR	PLOUGHMAN	M	300	300	-	300	300	300	400	300	300	300	300	300	300	309.09	
			SOWER	M	200	250	-	250	250	250	250	250	250	250	250	250	250	245.45
		WEEDER	M	250	250	-	250	250	250	250	300	250	250	250	250	250	254.55	
			REAPER & HARVESTER	M	-	-	-	300	300	300	300	275	300	300	300	300	-	296.88
	OTHER AGRICULTURAL LABOUR	OTHER AGRICULTURAL LABOUR	M	275	275	-	275	275	275	275	275	275	250	250	250	268.18		
	HERDSMAN	HERDSMAN	M	200	200	-	200	200	200	200	200	200	200	200	200	200	200.00	
District: Patna																		
Center: DIGHWA MAHADEVPUR	SKILLED LABOUR	CARPENTER	M	500	500	500	500	600	600	600	600	600	600	600	600	600	566.67	
		BLACKSMITH	M	500	500	500	500	600	600	600	600	600	600	600	600	600	566.67	
	FIELD LABOUR	PLOUGHMAN	M	300	-	-	-	350	350	350	350	350	350	350	350	350	344.44	
			W	-	-	-	-	-	-	-	-	350	-	-	350	-	350.00	
		SOWER	M	300	-	-	-	350	350	350	-	350	350	350	350	350	343.75	
		WEEDER	M	175	250	250	250	350	350	350	350	350	-	350	350	350	306.82	
			REAPER & HARVESTER	M	275	-	-	350	350	350	350	350	350	350	350	350	350	342.50
		W	275	-	-	-	-	-	-	-	-	-	-	-	350	-	312.50	
	OTHER AGRICULTURAL LABOUR	OTHER AGRICULTURAL LABOUR	M	250	250	250	250	350	350	350	350	350	350	350	350	350	316.67	

Average Daily Agricultural Wages and Non Agricultural Wages (in Rs.) - 2020-21																		
State/District/Center	Labour Category	Labour Type	Gen	Jul	Aug	Sep	Oct	Nov	Dec	Jan	Feb	Mar	Apr	May	Jun	Annual Average		
Center: MAUJIPUR	SKILLED LABOUR	CARPENTER	M	500	600	600	600	600	600	600	600	600	600	600	600	591.67		
		BLACKSMITH	M	550	600	600	600	600	600	600	600	600	600	600	600	600	595.83	
	FIELD LABOUR	PLOUGHMAN	M	300	400	400	400	400	400	400	400	400	400	400	400	400	391.67	
			SOWER	M	250	400	400	400	400	400	400	400	400	400	400	400	400	387.50
		W	250	400	400	400	400	400	400	400	400	-	-	-	-	381.25		
		WEEDER	M	175	400	400	400	400	400	400	400	400	400	400	400	400	400	381.25
			W	175	400	400	400	400	400	400	400	400	400	-	-	-	400	375.00
		REAPER & HARVESTER	M	275	400	400	400	400	400	400	400	400	400	400	400	400	400	389.58
	W	275	400	400	400	400	400	400	400	400	400	400	400	400	400	400	389.58	
	OTHER AGRICULTURAL LABOUR	OTHER AGRICULTURAL LABOUR	M	250	400	400	400	400	400	400	400	400	400	400	400	400	400	387.50
W			250	400	400	400	400	400	400	400	400	400	400	400	400	400	387.50	
Center: VEDHANA	SKILLED LABOUR	CARPENTER	M	400	400	400	400	400	400	400	400	400	-	400	400	400.00		
		BLACKSMITH	M	400	400	400	400	400	400	400	400	400	-	400	400	400.00		
	FIELD LABOUR	PLOUGHMAN	M	250	250	250	250	250	250	250	250	250	-	250	400	263.64		
			SOWER	M	250	250	250	250	250	250	250	-	250	-	250	250	250.00	
		WEEDER	M	250	250	250	250	250	250	250	250	250	-	250	250	250.00		
		REAPER & HARVESTER	M	250	250	250	250	250	250	250	250	250	-	250	250	250.00		
	OTHER AGRICULTURAL LABOUR	OTHER AGRICULTURAL LABOUR	M	250	250	250	250	250	250	250	-	250	-	250	250	250.00		
Center: WALIYARI	SKILLED LABOUR	CARPENTER	M	500	500	500	500	500	500	500	500	500	500	500	500	500.00		
		BLACKSMITH	M	475	475	475	475	475	475	475	475	475	475	475	475	475.00		
	FIELD LABOUR	PLOUGHMAN	M	200	-	-	-	-	-	200	-	-	-	-	-	200.00		
		WEEDER	M	-	200	200	200	200	-	-	-	-	-	-	-	200.00		
	OTHER AGRICULTURAL LABOUR	OTHER AGRICULTURAL LABOUR	M	-	200	200	200	200	200	-	-	-	-	-	-	200.00		
District: Purbi champaran																		
Center: BARIYARPUR	SKILLED LABOUR	CARPENTER	M	500	500	500	500	500	500	500	500	-	500	500	500	500.00		
		BLACKSMITH	M	500	500	500	500	500	500	500	500	500	-	500	500	500	500.00	
	FIELD LABOUR	PLOUGHMAN	M	350	350	350	350	350	350	350	350	350	-	350	350	350	350.00	
			SOWER	M	250	300	300	300	300	300	300	300	300	-	300	300	300	295.45
		W	200	250	250	250	250	250	250	250	250	-	250	250	250	250	245.45	
		WEEDER	M	350	350	350	350	350	350	350	350	350	-	350	350	350	350.00	
			W	300	300	300	300	300	300	300	300	300	-	300	300	300	300.00	
		REAPER & HARVESTER	M	300	300	300	300	300	300	300	300	300	-	300	300	300	300.00	
	W	300	300	300	300	300	300	300	300	300	300	-	300	300	300	300.00		
	OTHER AGRICULTURAL LABOUR	OTHER AGRICULTURAL LABOUR	M	250	300	300	300	300	300	300	300	266	-	266	266	266	283.09	
Center: JHAJHARA	SKILLED LABOUR	CARPENTER	M	500	500	500	500	500	500	500	500	500	500	500	500	500.00		
		BLACKSMITH	M	500	500	500	500	500	500	500	500	500	500	500	500	500.00		
	FIELD LABOUR	PLOUGHMAN	M	350	350	350	350	350	350	350	350	350	350	350	350	350	350.00	
			SOWER	M	300	300	300	300	300	300	300	300	300	300	300	300	300.00	
		W	300	250	250	250	250	250	250	250	250	250	250	250	250	254.17		
		WEEDER	M	350	350	350	350	350	350	350	350	350	350	350	350	350	350.00	
			W	300	300	300	300	300	300	300	300	300	300	300	300	300	300.00	
		REAPER & HARVESTER	M	300	300	300	300	300	300	300	300	300	300	300	300	300	300.00	
	W	250	250	250	250	250	250	250	250	250	250	250	250	250	250	250.00		
	OTHER AGRICULTURAL LABOUR	OTHER AGRICULTURAL LABOUR	M	283	283	283	283	283	283	283	283	266	266	266	266	266	275.92	
District: Purnia																		

Average Daily Agricultural Wages and Non Agricultural Wages (in Rs.) - 2020-21																		
State/District/Center	Labour Category	Labour Type	Gen	Jul	Aug	Sep	Oct	Nov	Dec	Jan	Feb	Mar	Apr	May	Jun	Annual Average		
Center: MACHCHHATA	SKILLED LABOUR	CARPENTER	M	450	450	450	450	450	450	-	450	450	450	450	450	450.00		
		BLACKSMITH	M	450	450	450	450	450	450	-	450	450	450	450	450	450.00		
	FIELD LABOUR	PLOUGHMAN	M	400	400	400	400	400	400	-	400	400	400	400	400	400.00		
			W	400	400	400	400	400	400	-	400	400	400	400	400	400.00		
		SOWER	M	400	400	400	400	400	400	-	400	400	400	400	400	400.00		
			W	400	400	400	400	400	400	-	400	400	400	400	400	400.00		
		WEEDER	M	400	400	400	400	400	400	-	400	400	400	400	400	400.00		
			W	400	400	400	400	400	400	-	400	400	400	400	400	400.00		
	REAPER & HARVESTER	M	400	400	400	400	400	400	-	400	400	400	400	400	400.00			
		W	400	400	400	400	400	400	-	400	400	400	400	400	400.00			
	OTHER AGRICULTURAL LABOUR	OTHER AGRICULTURAL LABOUR	M	400	400	400	400	400	400	-	400	400	400	400	400	400.00		
			W	400	400	400	400	400	400	-	400	400	400	400	400	400.00		
	HERDSMAN	HERDSMAN	M	400	400	400	400	400	400	-	400	400	400	400	400	400.00		
			W	400	400	400	400	400	400	-	400	400	400	400	400	400.00		
District: Rohtas																		
Center: KUSHA	SKILLED LABOUR	CARPENTER	M	490	490	490	490	490	490	490	490	490	490	490	490	482.50		
		BLACKSMITH	M	490	490	490	490	490	490	490	490	490	490	490	490	482.50		
	FIELD LABOUR	PLOUGHMAN	M	300	300	300	300	300	300	300	300	300	300	300	300	350	304.17	
			W	350	350	350	350	350	350	350	350	350	350	350	350	300	345.83	
		SOWER	M	390	390	390	390	390	390	390	390	390	390	390	390	390	300	382.50
			W	350	350	350	350	350	350	350	350	350	350	350	350	300	345.83	
		WEEDER	M	250	250	250	250	250	250	250	250	250	250	250	250	250	250.00	
			W	300	300	300	300	300	300	300	300	300	300	300	300	300	300.00	
	REAPER & HARVESTER	M	350	350	350	350	350	350	350	350	350	350	350	350	350	350.00		
		W	300	300	300	300	300	300	300	300	300	300	300	300	300	300.00		
	OTHER AGRICULTURAL LABOUR	OTHER AGRICULTURAL LABOUR	M	330	330	330	330	330	330	330	330	230	230	230	230	200	285.83	
			W	283	283	283	283	283	283	283	283	283	283	283	283	283	283.00	
HERDSMAN	HERDSMAN	M	300	300	300	300	300	300	300	300	300	300	300	300	300	300.00		
		W	250	250	250	250	250	250	250	250	250	250	250	250	250	250.00		
Center: MOKAR	SKILLED LABOUR	CARPENTER	M	500	400	500	500	500	500	500	500	500	500	500	500	500	491.67	
		BLACKSMITH	M	500	400	500	500	500	500	500	500	500	500	500	500	500	491.67	
	FIELD LABOUR	PLOUGHMAN	M	350	300	350	350	350	350	300	350	300	350	350	350	350	337.50	
			W	350	-	-	350	350	-	300	350	-	350	350	350	350	343.75	
		SOWER	M	400	300	400	350	350	350	350	-	400	350	350	350	350	359.09	
			W	350	350	250	-	-	-	-	-	-	-	-	-	-	316.67	
		WEEDER	M	250	250	250	250	250	300	250	350	250	300	250	250	250	266.67	
			W	300	300	300	300	300	300	300	300	300	300	300	300	300	300.00	
	REAPER & HARVESTER	M	-	300	-	-	-	300	300	-	350	-	-	-	-	312.50		
		W	300	300	300	300	300	300	300	300	300	300	300	300	300	300.00		
	OTHER AGRICULTURAL LABOUR	OTHER AGRICULTURAL LABOUR	M	333	300	350	375	366	333	316	333	225	366	350	350	333.08		
			W	350	350	300	-	400	350	300	-	-	-	-	-	341.67		
	HERDSMAN	HERDSMAN	M	350	300	250	300	250	300	300	300	300	300	300	300	300	295.83	
			W	350	250	250	-	-	-	-	-	-	-	-	-	-	283.33	
District: Saharsa																		

Average Daily Agricultural Wages and Non Agricultural Wages (in Rs.) - 2020-21																	
State/District/Center	Labour Category	Labour Type	Gen	Jul	Aug	Sep	Oct	Nov	Dec	Jan	Feb	Mar	Apr	May	Jun	Annual Average	
Center: MURALI	SKILLED LABOUR	CARPENTER	M	600	600	600	600	600	600	600	600	600	600	600	600	600.00	
		BLACKSMITH	M	500	500	500	500	500	500	500	500	500	500	500	500	500.00	
	FIELD LABOUR	PLOUGHMAN	M	300	300	300	300	300	300	300	300	300	300	300	300	300	300.00
			W	250	250	250	250	250	250	250	250	250	250	250	250	250	250.00
		SOWER	M	300	300	300	300	300	300	300	300	300	300	300	300	300	300.00
			W	250	250	250	250	250	250	250	250	250	250	250	250	250	250.00
		WEEDER	M	350	350	350	350	350	350	350	350	350	350	350	350	350	350.00
			W	320	320	320	320	320	320	320	320	320	320	320	320	325	320.42
		REAPER & HARVESTER	M	300	300	300	300	300	300	300	300	300	300	300	300	300	300.00
			W	250	250	250	250	250	250	250	250	250	250	250	250	250	250.00
	OTHER AGRICULTURAL LABOUR	OTHER AGRICULTURAL LABOUR	M	377	377	377	377	377	377	377	377	376	376	376	376	376	376.58
			W	300	300	300	300	300	300	300	300	300	300	300	300	300	300.00
	HERDSMAN	HERDSMAN	M	300	300	300	300	300	300	300	300	300	300	300	300	300	300.00
			W	300	300	300	300	300	300	300	300	300	300	300	300	300	300.00
District: Samastipur																	
Center: BRIJMAINIYA	SKILLED LABOUR	CARPENTER	M	400	400	400	400	400	400	400	400	400	400	400	400	400.00	
		BLACKSMITH	M	400	400	400	400	400	400	400	400	400	400	400	400	400.00	
	FIELD LABOUR	PLOUGHMAN	M	300	300	300	300	300	300	300	300	300	300	300	300	300.00	
		SOWER	M	300	300	300	300	300	300	300	300	300	300	300	300	300.00	
		WEEDER	M	300	300	300	300	300	300	300	300	300	300	300	300	300.00	
		REAPER & HARVESTER	M	300	300	300	300	300	300	300	300	300	300	300	300	300.00	
	OTHER AGRICULTURAL LABOUR	OTHER AGRICULTURAL LABOUR	M	300	300	300	300	300	300	300	300	300	300	300	300	300.00	
Center: CHANDAULI	SKILLED LABOUR	CARPENTER	M	400	400	400	400	400	400	400	400	400	400	400	400	400.00	
		BLACKSMITH	M	400	400	400	400	400	400	400	400	400	400	400	400	400.00	
	FIELD LABOUR	PLOUGHMAN	M	-	-	-	-	-	-	-	-	300	300	300	300	300	300.00
			W	300	300	300	300	300	300	300	300	-	-	-	-	-	300.00
		SOWER	M	-	-	-	-	-	-	-	-	250	250	250	250	250	250.00
			W	250	250	250	250	250	250	250	250	-	-	-	-	-	250.00
		WEEDER	M	-	-	-	-	-	-	-	-	300	300	300	300	300	300.00
			W	300	300	300	300	300	300	300	300	-	-	-	-	-	300.00
		REAPER & HARVESTER	M	-	-	-	-	-	-	-	-	250	250	250	250	250	250.00
			W	250	250	250	250	250	250	250	250	-	-	-	-	-	250.00
	OTHER AGRICULTURAL LABOUR	OTHER AGRICULTURAL LABOUR	M	-	-	-	-	-	-	-	-	266	266	266	266	266	266.00
			W	266	266	266	266	266	266	266	266	-	-	-	-	-	266.00
	HERDSMAN	HERDSMAN	M	-	-	-	-	-	-	-	-	250	250	250	250	250	250.00
			W	250	250	250	250	250	250	250	250	-	-	-	-	-	250.00

Average Daily Agricultural Wages and Non Agricultural Wages (in Rs.) - 2020-21																	
State/District/Center	Labour Category	Labour Type	Gen	Jul	Aug	Sep	Oct	Nov	Dec	Jan	Feb	Mar	Apr	May	Jun	Annual Average	
Center: UJIYARPUR	SKILLED LABOUR	CARPENTER	M	400	400	400	400	400	400	400	400	400	400	400	400	400.00	
		BLACKSMITH	M	400	400	400	400	400	400	400	400	400	400	400	400	400.00	
	FIELD LABOUR	PLOUGHMAN	M	300	300	300	300	300	300	300	300	300	300	300	300	300	300.00
			W	300	300	300	300	300	300	300	300	300	300	300	300	300.00	
		SOWER	M	250	250	250	250	250	250	250	250	250	250	250	250	250.00	
		WEEDER	M	300	300	300	300	300	300	300	300	300	300	300	300	300	300.00
			W	300	300	300	300	300	300	300	300	300	300	300	300	300	300.00
		REAPER & HARVESTER	M	250	250	250	250	250	250	250	250	250	250	250	250	250	250.00
	W		250	250	250	250	250	250	250	250	250	250	250	250	250	250.00	
	OTHER AGRICULTURAL LABOUR	OTHER AGRICULTURAL LABOUR	M	266	266	266	266	266	266	266	266	250	266	266	266	266	264.67
			W	266	266	266	266	266	266	266	266	250	266	266	266	266	264.67
	HERDSMAN	HERDSMAN	M	250	250	250	250	250	250	250	250	250	250	250	250	250	250.00
W			250	250	250	250	250	250	250	250	250	250	250	250	250	250.00	
District: Saran																	
Center: PARSAPJHI	SKILLED LABOUR	CARPENTER	M	500	500	500	500	500	500	500	450	450	500	-	550	495.45	
	FIELD LABOUR	PLOUGHMAN	M	500	500	-	-	300	300	300	-	-	300	-	300	357.14	
		WEEDER	M	300	-	-	250	300	300	300	300	300	300	-	300	294.44	
	OTHER AGRICULTURAL LABOUR	OTHER AGRICULTURAL LABOUR	M	-	-	-	-	-	-	-	300	300	-	-	-	300.00	
District: Sheikhpura																	
Center: KUTAUT	SKILLED LABOUR	CARPENTER	M	500	500	-	500	500	500	500	500	500	500	500	-	500.00	
		BLACKSMITH	M	-	-	-	500	500	500	500	500	500	500	500	-	500.00	
	FIELD LABOUR	PLOUGHMAN	M	300	-	-	-	350	350	350	350	-	-	-	-	340.00	
		SOWER	M	-	-	-	-	300	-	250	-	-	-	-	-	275.00	
		WEEDER	M	250	250	-	-	-	250	350	-	-	250	250	-	266.67	
		REAPER & HARVESTER	M	-	-	-	-	200	200	200	-	200	300	-	-	220.00	
			W	-	-	-	-	200	200	200	-	200	-	-	-	200.00	
	OTHER AGRICULTURAL LABOUR	OTHER AGRICULTURAL LABOUR	M	250	300	-	-	250	250	250	250	-	250	250	-	256.25	
District: Sheohar																	
Center: NARAYANPUR(CHHATAUNA)	SKILLED LABOUR	CARPENTER	M	450	450	450	450	450	450	450	450	450	450	450	450	450.00	
		BLACKSMITH	M	450	450	450	450	450	450	450	450	450	450	450	450	450.00	
	FIELD LABOUR	PLOUGHMAN	M	350	350	350	350	350	350	350	350	350	350	350	350	350.00	
		SOWER	M	350	350	350	350	350	350	350	350	350	350	350	350	350.00	
		WEEDER	M	350	350	350	350	350	350	350	350	350	350	350	350	350.00	
		REAPER & HARVESTER	M	350	350	350	350	350	350	350	350	350	350	350	350	350.00	
	OTHER AGRICULTURAL LABOUR	OTHER AGRICULTURAL LABOUR	M	350	350	350	350	350	350	350	350	350	350	-	-	350.00	
District: Sitamarhi																	
Center: BELA	SKILLED LABOUR	CARPENTER	M	500	500	500	500	500	500	-	500	500	500	500	-	500.00	
		BLACKSMITH	M	500	500	500	500	500	500	-	500	500	500	500	-	500.00	
	FIELD LABOUR	PLOUGHMAN	M	350	350	350	350	350	350	-	350	350	350	350	-	350.00	
		SOWER	M	350	350	350	350	350	350	-	350	350	350	350	-	350.00	
		WEEDER	M	350	350	350	350	350	350	-	350	350	350	350	-	350.00	
		REAPER & HARVESTER	M	350	350	350	350	350	350	-	350	350	350	350	-	350.00	
	OTHER AGRICULTURAL LABOUR	OTHER AGRICULTURAL LABOUR	M	350	350	350	350	350	350	-	350	350	350	350	-	350.00	

Average Daily Agricultural Wages and Non Agricultural Wages (in Rs.) - 2020-21

State/District/Center	Labour Category	Labour Type	Gen	Jul	Aug	Sep	Oct	Nov	Dec	Jan	Feb	Mar	Apr	May	Jun	Annual Average	
Center: MAJHAULIYA	SKILLED LABOUR	CARPENTER	M	450	500	500	500	500	500	-	500	500	500	500	500	495.45	
		BLACKSMITH	M	450	500	500	500	500	500	-	500	500	500	500	500	500	495.45
	FIELD LABOUR	PLOUGHMAN	M	250	270	300	250	275	300	-	250	250	250	260	250	264.09	
			W	-	-	300	-	-	200	-	300	-	-	-	-	266.67	
		SOWER	M	300	300	300	300	300	300	-	300	250	200	220	200	270.00	
			W	-	-	300	-	-	200	-	300	-	-	-	-	266.67	
		WEEDER	M	250	250	300	250	270	200	-	250	250	200	200	200	238.18	
			W	-	-	300	-	-	200	-	250	200	250	250	250	250	255.45
	REAPER & HARVESTER	M	300	285	275	250	250	250	-	250	200	250	250	250	250	255.45	
	OTHER AGRICULTURAL LABOUR	OTHER AGRICULTURAL LABOUR	M	253	253	316	266	266	283	-	250	167	266	266	266	259.27	
HERDSMAN	HERDSMAN	M	120	130	150	150	170	100	-	100	100	160	160	170	137.27		
District: Siwan																	
Center: SUPAULI	SKILLED LABOUR	CARPENTER	M	450	350	450	400	350	400	-	400	400	500	500	500	427.27	
		BLACKSMITH	M	450	350	450	400	350	400	-	400	400	500	500	500	500	427.27
	FIELD LABOUR	PLOUGHMAN	M	400	350	350	350	350	400	-	350	350	350	350	350	359.09	
			W	-	350	350	350	350	-	-	-	-	350	350	350	350.00	
		SOWER	M	400	350	350	350	350	350	-	300	350	300	300	300	300	336.36
			W	350	350	350	350	350	350	-	300	350	300	300	300	300	331.82
		WEEDER	M	400	350	350	350	350	400	-	300	350	350	350	350	350	354.55
			W	400	350	350	350	350	350	-	300	350	350	350	350	350	350.00
		REAPER & HARVESTER	M	350	350	350	350	350	350	-	300	350	300	300	300	300	331.82
			W	350	350	350	350	350	350	-	300	350	300	300	300	300	331.82
	OTHER AGRICULTURAL LABOUR	OTHER AGRICULTURAL LABOUR	M	400	325	350	350	350	350	-	300	325	350	300	350	340.91	
	W	375	325	350	350	350	350	-	300	325	350	300	350	350	338.64		
	District: Supaul																
	Center: DAGMARA	SKILLED LABOUR	CARPENTER	M	500	500	500	500	500	500	500	500	500	500	500	500	500.00
BLACKSMITH			M	500	500	500	500	500	500	500	500	500	500	500	500	500	500.00
FIELD LABOUR		PLOUGHMAN	M	300	300	300	300	300	300	300	350	350	350	350	350	320.83	
			W	-	-	-	-	-	300	300	350	350	350	350	350	350	335.71
		SOWER	M	-	-	-	-	-	300	300	350	350	350	350	350	350	200.00
			W	-	-	-	-	-	200	200	-	-	-	-	-	-	200.00
		WEEDER	M	300	300	300	300	300	300	300	350	350	350	350	350	350	320.83
			W	-	250	250	250	250	250	250	-	-	-	-	-	-	250.00
REAPER & HARVESTER		M	-	-	-	-	-	300	300	300	300	300	300	300	300	300.00	
W		-	-	-	-	-	200	200	-	-	-	-	-	-	200.00		
OTHER AGRICULTURAL LABOUR		OTHER AGRICULTURAL LABOUR	M	317	317	317	317	317	317	317	350	350	350	350	350	330.75	
HERDSMAN		HERDSMAN	M	250	250	250	250	-	-	-	250	250	250	250	250	250	250.00
	W		-	-	-	-	250	250	250	-	-	-	-	-	-	250.00	

Average Daily Agricultural Wages and Non Agricultural Wages (in Rs.) - 2020-21																	
State/District/Center	Labour Category	Labour Type	Gen	Jul	Aug	Sep	Oct	Nov	Dec	Jan	Feb	Mar	Apr	May	Jun	Annual Average	
Center: SUKHAPUR	SKILLED LABOUR	CARPENTER	M	500	500	500	500	500	500	500	500	500	500	500	550	504.17	
		BLACKSMITH	M	500	500	500	500	500	500	500	500	500	500	500	550	504.17	
	FIELD LABOUR	PLOUGHMAN	M	300	300	350	300	300	300	300	300	350	350	350	300	300	316.67
			W	350	-	350	-	250	300	250	350	350	350	300	300	300	315.00
		SOWER	M	350	-	350	-	250	300	300	300	350	350	350	300	300	316.67
			W	350	-	-	-	-	200	-	-	-	350	250	250	250	280.00
		WEEDER	M	300	300	350	300	300	300	300	300	350	350	350	300	300	316.67
			W	250	250	-	250	250	250	250	250	-	-	350	250	250	261.11
	REAPER & HARVESTER	M	-	-	300	300	300	300	300	300	300	300	300	300	300	300	300.00
		W	-	-	-	-	-	200	250	-	250	250	250	250	250	241.67	
	OTHER AGRICULTURAL LABOUR	OTHER AGRICULTURAL LABOUR	M	333	317	350	317	317	317	317	350	350	316	316	300	325.00	
			W	-	-	-	-	-	-	-	-	-	350	350	-	350.00	
	HERDSMAN	HERDSMAN	M	250	250	250	250	-	-	-	250	250	-	250	250	250.00	
W			-	-	-	-	250	250	250	-	-	250	-	-	250.00		
District: Vaishali																	
Center: RADHOPUR CHATURANG	SKILLED LABOUR	CARPENTER	M	500	500	500	500	500	500	500	500	500	500	-	500	500.00	
		BLACKSMITH	M	500	500	500	500	500	500	500	500	500	500	-	500	500.00	
	FIELD LABOUR	PLOUGHMAN	M	300	300	300	300	300	300	300	300	300	300	-	300	300.00	
			W	250	250	250	250	250	250	250	250	250	250	-	-	250.00	
		SOWER	M	300	300	300	300	300	300	300	300	300	300	300	-	300	300.00
			W	300	300	300	300	300	300	300	300	300	250	250	-	300	290.91
		WEEDER	M	300	300	300	300	300	300	300	300	300	300	300	-	300	300.00
			W	300	300	300	300	300	300	300	300	300	250	250	-	250	286.36
	REAPER & HARVESTER	M	300	300	300	300	300	300	300	300	300	300	300	-	300	300.00	
		W	275	275	275	275	275	275	275	275	275	275	275	-	275	275.00	
	OTHER AGRICULTURAL LABOUR	OTHER AGRICULTURAL LABOUR	M	300	300	300	300	300	300	300	-	-	300	-	300	300.00	
			W	250	250	250	250	250	250	250	-	-	250	-	250	250.00	
	Table 8.4																
State: Chhattisgarh																	
District: Balod																	
Center: BHARRI TOLA	SKILLED LABOUR	CARPENTER	M	-	400	500	500	500	500	500	500	350	350	350	300	431.82	
		BLACKSMITH	M	-	300	300	400	400	250	300	400	350	350	350	350	340.91	
	FIELD LABOUR	PLOUGHMAN	M	-	500	-	-	-	-	500	500	500	500	400	450	478.57	
			W	-	200	200	-	-	-	150	150	130	125	125	125	150.63	
		SOWER	M	-	200	200	-	-	-	150	150	130	125	125	125	125	150.63
			W	-	200	200	-	-	-	150	150	130	125	125	125	125	150.63
		WEEDER	M	-	130	140	135	-	-	-	130	-	125	125	125	125	130.00
			W	-	130	140	135	-	-	-	130	-	125	125	125	125	130.00
	REAPER & HARVESTER	M	-	-	-	140	130	200	-	170	-	125	125	125	125	145.00	
		W	-	-	-	140	130	150	-	130	-	125	125	125	125	132.14	
	OTHER AGRICULTURAL LABOUR	OTHER AGRICULTURAL LABOUR	M	-	220	250	220	250	200	200	200	200	200	200	200	212.73	
			W	-	150	150	175	150	150	150	150	140	140	140	140	148.64	
	HERDSMAN	HERDSMAN	M	-	300	300	300	300	170	200	200	200	200	200	200	233.64	

Average Daily Agricultural Wages and Non Agricultural Wages (in Rs.) - 2020-21																	
State/District/Center	Labour Category	Labour Type	Gen	Jul	Aug	Sep	Oct	Nov	Dec	Jan	Feb	Mar	Apr	May	Jun	Annual Average	
Center: SIKOSA	SKILLED LABOUR	CARPENTER	M	-	500	500	400	400	500	500	500	500	500	500	500	481.82	
		BLACKSMITH	M	-	350	400	400	400	250	250	350	400	400	400	400	363.64	
		COBBLER	M	-	400	400	300	400	250	250	-	400	400	-	400	355.56	
	FIELD LABOUR	PLOUGHMAN	M	-	500	-	-	-	-	500	500	300	300	300	300	385.71	
			SOWER	M	-	200	200	-	-	-	150	150	300	300	200	200	212.50
		WEEDER	W	-	200	200	-	-	-	150	150	200	200	150	150	175.00	
			M	-	140	140	130	-	-	-	130	-	-	200	200	156.67	
		REAPER & HARVESTER	W	-	140	140	130	-	-	-	130	-	-	150	150	140.00	
			M	-	-	-	135	140	200	-	170	200	200	200	200	200	180.63
		W	-	-	-	135	140	150	-	130	150	150	150	150	150	150	144.38
	OTHER AGRICULTURAL LABOUR	OTHER AGRICULTURAL LABOUR	M	-	250	250	220	250	200	200	200	200	200	200	200	200	215.45
			W	-	150	150	150	150	150	150	150	150	150	150	150	150	150.00
HERDSMAN	HERDSMAN	M	-	300	300	250	300	170	200	200	100	100	100	100	192.73		
District: Baloda bazar																	
Center: SARSEENWA	SKILLED LABOUR	CARPENTER	M	400	-	400	-	400	400	400	500	490	490	490	490	446.00	
		BLACKSMITH	M	200	-	200	-	200	200	200	200	200	200	200	200	200.00	
		COBBLER	M	180	-	180	-	180	180	180	200	180	180	180	180	182.00	
	FIELD LABOUR	PLOUGHMAN	M	700	-	700	-	700	700	700	-	-	-	-	-	700.00	
			SOWER	M	480	-	-	-	450	480	480	200	-	-	-	-	418.00
		WEEDER	W	380	-	-	-	-	-	-	190	-	-	-	-	285.00	
			M	180	-	180	-	-	-	-	200	200	200	-	-	192.00	
		REAPER & HARVESTER	W	170	-	170	-	-	-	-	190	190	190	-	-	182.00	
			M	-	-	-	-	190	190	-	-	180	-	200	-	190.00	
		W	-	-	-	-	170	170	-	-	150	-	190	-	170.00		
	OTHER AGRICULTURAL LABOUR	OTHER AGRICULTURAL LABOUR	M	200	-	200	-	200	200	200	200	200	200	200	200	200.00	
			W	180	-	180	-	180	180	180	180	180	180	180	180	180.00	
HERDSMAN	HERDSMAN	M	200	-	200	-	200	200	200	200	200	200	200	200	200.00		
Center: TARENGA	SKILLED LABOUR	CARPENTER	M	350	-	350	-	350	350	350	490	500	500	500	500	424.00	
		BLACKSMITH	M	200	-	200	-	200	200	200	200	200	200	200	200	200.00	
		COBBLER	M	200	-	200	-	200	200	200	180	200	200	200	200	198.00	
	FIELD LABOUR	PLOUGHMAN	M	700	-	700	-	700	700	700	-	-	-	-	-	700.00	
			SOWER	M	450	-	-	-	480	450	480	200	-	-	-	-	412.00
		WEEDER	W	350	-	-	-	-	-	-	190	-	-	-	-	270.00	
			M	200	-	200	-	-	-	-	200	200	200	-	-	200.00	
		REAPER & HARVESTER	W	180	-	180	-	-	-	-	190	180	190	-	-	184.00	
			M	-	-	-	-	200	200	-	-	180	-	200	-	195.00	
		W	-	-	-	-	180	180	-	-	150	-	190	-	175.00		
	OTHER AGRICULTURAL LABOUR	OTHER AGRICULTURAL LABOUR	M	200	-	200	-	200	200	200	200	200	200	200	200	200.00	
			W	180	-	180	-	180	180	180	180	180	180	180	180	180.00	
HERDSMAN	HERDSMAN	M	200	-	200	-	200	200	200	200	200	200	200	200	200.00		
District: Balrampur																	

Average Daily Agricultural Wages and Non Agricultural Wages (in Rs.) - 2020-21																	
State/District/Center	Labour Category	Labour Type	Gen	Jul	Aug	Sep	Oct	Nov	Dec	Jan	Feb	Mar	Apr	May	Jun	Annual Average	
Center: BHARATPUR	SKILLED LABOUR	CARPENTER	M	350	350	-	-	-	350	350	350	350	350	-	350	350.00	
		BLACKSMITH	M	300	300	-	-	-	300	300	300	300	300	300	-	300	300.00
		COBBLER	M	250	250	-	-	-	250	250	250	250	250	250	-	250	250.00
	FIELD LABOUR	PLOUGHMAN	M	200	200	-	-	-	200	200	200	200	200	200	-	200	200.00
			W	200	200	-	-	-	200	200	200	200	200	200	-	200	200.00
		SOWER	M	250	250	-	-	-	250	250	250	250	250	250	-	250	250.00
			W	200	200	-	-	-	200	200	200	200	200	200	-	200	200.00
		WEEDER	M	150	150	-	-	-	150	150	150	150	150	150	-	150	150.00
			W	150	150	-	-	-	150	150	150	150	150	150	-	150	150.00
	REAPER & HARVESTER	M	150	150	-	-	-	150	150	150	150	150	150	-	150	150.00	
		W	150	150	-	-	-	150	150	150	150	150	150	-	150	150.00	
	OTHER AGRICULTURAL LABOUR	OTHER AGRICULTURAL LABOUR	M	150	150	-	-	-	150	150	150	150	150	150	-	150	150.00
			W	150	150	-	-	-	150	150	150	150	150	150	-	150	150.00
HERDSMAN	HERDSMAN	M	120	120	-	-	-	120	120	120	120	120	120	-	120	120.00	
Center: MURKAUL	SKILLED LABOUR	CARPENTER	M	350	350	-	-	-	350	350	350	350	350	-	350	350.00	
		BLACKSMITH	M	300	300	-	-	-	300	300	300	300	300	300	-	300	300.00
		COBBLER	M	250	250	-	-	-	250	250	250	250	250	250	-	250	250.00
	FIELD LABOUR	PLOUGHMAN	M	200	200	-	-	-	200	200	200	200	200	200	-	200	200.00
			W	200	200	-	-	-	200	200	200	200	200	200	-	200	200.00
		SOWER	M	250	250	-	-	-	250	250	250	250	250	250	-	250	250.00
			W	200	200	-	-	-	200	200	200	200	200	200	-	200	200.00
		WEEDER	M	150	150	-	-	-	150	150	150	150	150	150	-	150	150.00
			W	150	150	-	-	-	150	150	150	150	150	150	-	150	150.00
	REAPER & HARVESTER	M	150	150	-	-	-	150	150	150	150	150	150	-	150	150.00	
		W	150	150	-	-	-	150	150	150	150	150	150	-	150	150.00	
	OTHER AGRICULTURAL LABOUR	OTHER AGRICULTURAL LABOUR	M	150	150	-	-	-	150	150	150	150	150	150	-	150	150.00
			W	150	150	-	-	-	150	150	150	150	150	150	-	150	150.00
HERDSMAN	HERDSMAN	M	120	120	-	-	-	120	120	120	120	120	120	-	120	120.00	
District: Bastar																	
Center: DEWARA	SKILLED LABOUR	CARPENTER	M	350	350	350	350	350	350	350	350	350	-	350	350	350.00	
		BLACKSMITH	M	300	300	300	300	300	300	300	300	300	-	300	300	300.00	
	FIELD LABOUR	PLOUGHMAN	M	250	250	250	250	250	250	250	-	-	-	-	-	250.00	
			W	150	180	-	-	-	-	-	-	-	-	-	-	165.00	
		WEEDER	M	150	150	150	-	-	-	-	-	-	-	-	-	-	150.00
			W	150	150	150	-	-	-	-	-	-	-	-	-	-	150.00
		REAPER & HARVESTER	M	-	-	-	150	150	-	-	-	-	-	-	-	-	150.00
			W	-	-	-	150	150	-	-	-	150	-	150	-	-	150.00
	OTHER AGRICULTURAL LABOUR	OTHER AGRICULTURAL LABOUR	M	350	350	350	350	350	350	350	350	350	350	-	350	350	350.00
			W	300	300	300	350	300	300	300	300	300	300	-	300	300	304.55
	HERDSMAN	HERDSMAN	M	200	200	200	200	200	200	200	200	200	250	-	250	250	213.64
			W	200	200	200	200	200	200	200	200	200	200	-	200	200	200.00

Average Daily Agricultural Wages and Non Agricultural Wages (in Rs.) - 2020-21																		
State/District/Center	Labour Category	Labour Type	Gen	Jul	Aug	Sep	Oct	Nov	Dec	Jan	Feb	Mar	Apr	May	Jun	Annual Average		
Center: KILEPAL	SKILLED LABOUR	CARPENTER	M	350	350	350	350	350	350	350	350	350	-	350	350	350.00		
		BLACKSMITH	M	300	300	300	300	300	300	300	300	300	300	-	300	300	300.00	
	FIELD LABOUR	PLOUGHMAN	M	250	250	250	250	250	250	250	250	-	-	-	-	-	250.00	
			W	150	180	-	-	-	-	-	-	-	-	-	-	-	-	165.00
		WEEDER	M	150	150	150	-	-	-	-	-	-	-	-	-	-	-	150.00
			W	150	150	150	-	-	-	-	-	-	-	-	-	-	-	150.00
		REAPER & HARVESTER	M	-	-	-	150	150	-	-	-	-	-	-	-	-	-	150.00
			W	-	-	-	150	150	-	-	-	-	-	-	-	150	-	150.00
	OTHER AGRICULTURAL LABOUR	OTHER AGRICULTURAL LABOUR	M	350	350	350	350	350	350	350	350	350	350	-	350	350	350.00	
			W	300	300	300	350	300	300	300	300	300	300	-	300	300	304.55	
	HERDSMAN	HERDSMAN	M	200	200	200	200	200	200	200	200	200	250	-	250	250	213.64	
			W	200	200	200	200	200	200	200	200	200	200	-	200	200	200.00	
District: Bemetara																		
Center: BARELA	SKILLED LABOUR	CARPENTER	M	350	350	-	350	-	-	500	350	300	300	300	-	350.00		
		BLACKSMITH	M	350	350	-	350	-	-	350	350	350	350	350	-	350.00		
		COBBLER	M	250	350	-	350	-	-	280	250	350	350	350	-	316.25		
	FIELD LABOUR	PLOUGHMAN	M	500	500	-	500	-	-	500	-	500	500	500	-	500.00		
			W	150	150	-	-	-	-	-	-	-	-	-	-	-	150.00	
		WEEDER	M	150	150	-	-	-	-	-	-	-	-	-	-	-	150.00	
			W	150	150	-	-	-	-	-	-	-	-	-	-	-	150.00	
		REAPER & HARVESTER	M	-	-	-	200	-	-	200	200	200	200	200	200	-	200.00	
			W	-	-	-	200	-	-	200	150	150	200	150	150	-	175.00	
	OTHER AGRICULTURAL LABOUR	OTHER AGRICULTURAL LABOUR	M	250	250	-	250	-	-	200	250	200	200	200	-	225.00		
			W	200	200	-	200	-	-	150	150	150	150	150	-	168.75		
	HERDSMAN	HERDSMAN	M	200	200	-	200	-	-	200	200	200	200	200	-	200.00		
Center: NAWAGARH	SKILLED LABOUR	CARPENTER	M	400	400	-	400	-	-	460	350	460	460	460	-	423.75		
		BLACKSMITH	M	350	350	-	350	-	-	400	350	400	400	400	-	375.00		
		COBBLER	M	300	300	-	350	-	-	400	300	400	400	400	-	356.25		
	FIELD LABOUR	PLOUGHMAN	M	500	500	-	500	-	-	500	-	500	500	500	-	500.00		
			W	150	150	-	-	-	-	-	-	-	-	-	-	-	150.00	
		WEEDER	M	150	150	-	-	-	-	-	-	-	-	-	-	-	150.00	
			W	150	150	-	-	-	-	-	-	-	-	-	-	-	150.00	
		REAPER & HARVESTER	M	-	-	-	200	-	-	200	150	200	200	200	200	-	191.67	
			W	-	-	-	200	-	-	200	150	200	200	200	200	-	191.67	
	OTHER AGRICULTURAL LABOUR	OTHER AGRICULTURAL LABOUR	M	250	250	-	250	-	-	200	200	200	200	200	-	218.75		
			W	200	200	-	200	-	-	200	150	200	200	200	-	193.75		
	HERDSMAN	HERDSMAN	M	200	200	-	200	-	-	200	150	200	200	200	-	193.75		
District: Bijapur																		
Center: BHAIAMGARH	SKILLED LABOUR	CARPENTER	M	-	-	-	-	-	-	-	500	-	-	500	-	500.00		
	OTHER AGRICULTURAL LABOUR	OTHER AGRICULTURAL LABOUR	M	-	-	-	-	-	-	250	250	-	-	250	-	250.00		
			W	-	-	-	-	-	-	200	200	-	-	200	-	200.00		
District: Bilaspur																		

Average Daily Agricultural Wages and Non Agricultural Wages (in Rs.) - 2020-21																	
State/District/Center	Labour Category	Labour Type	Gen	Jul	Aug	Sep	Oct	Nov	Dec	Jan	Feb	Mar	Apr	May	Jun	Annual Average	
Center: BODARI	SKILLED LABOUR	CARPENTER	M	-	-	-	-	-	-	270	300	300	300	300	350	303.33	
		BLACKSMITH	M	-	-	-	-	-	-	180	200	180	180	200	210	191.67	
			W	-	-	-	-	-	-	100	100	100	125	100	130	109.17	
		COBBLER	M	-	-	-	-	-	-	-	175	300	180	200	150	180	197.50
	W		-	-	-	-	-	-	-	150	-	125	100	125	125.00		
	FIELD LABOUR	PLOUGHMAN	M	-	-	-	-	-	-	-	400	400	-	-	-	-	400.00
		SOWER	M	-	-	-	-	-	-	-	170	175	-	-	-	-	172.50
			W	-	-	-	-	-	-	-	150	150	-	-	-	-	150.00
		WEEDER	M	-	-	-	-	-	-	-	-	100	100	120	100	-	105.00
			W	-	-	-	-	-	-	-	-	80	80	100	80	-	85.00
		REAPER & HARVESTER	M	-	-	-	-	-	-	-	-	-	120	130	-	150	133.33
	W		-	-	-	-	-	-	-	-	-	100	120	-	120	113.33	
	OTHER AGRICULTURAL LABOUR	OTHER AGRICULTURAL LABOUR	M	-	-	-	-	-	-	-	170	180	175	180	180	210	182.50
			W	-	-	-	-	-	-	-	130	130	150	160	165	170	150.83
HERDSMAN	HERDSMAN	M	-	-	-	-	-	-	-	150	150	150	150	150	175	154.17	
District: Dantewada																	
Center: GEEDAM	SKILLED LABOUR	CARPENTER	M	-	-	-	-	350	350	350	-	350	350	-	350	350.00	
		BLACKSMITH	M	-	200	200	-	200	200	200	-	200	200	-	250	206.25	
		COBBLER	M	-	250	250	-	250	250	250	-	250	250	-	-	250.00	
	FIELD LABOUR	PLOUGHMAN	M	-	200	200	-	-	-	-	-	-	-	-	-	-	200.00
		SOWER	M	-	200	200	-	-	-	-	-	-	-	-	-	-	200.00
			W	-	200	200	-	-	-	-	-	-	-	-	-	-	200.00
		WEEDER	M	-	200	200	-	-	-	-	-	-	-	-	-	-	200.00
			W	-	150	150	-	-	-	-	-	-	-	-	-	-	150.00
Center: KATEKALYAN	SKILLED LABOUR	CARPENTER	M	-	-	-	-	350	350	350	-	350	350	-	350	350.00	
		BLACKSMITH	M	-	200	200	-	200	200	200	-	200	200	-	250	206.25	
		COBBLER	M	-	250	250	-	250	250	250	-	250	250	-	-	250.00	
	FIELD LABOUR	PLOUGHMAN	M	-	200	200	-	-	-	-	-	-	-	-	-	-	200.00
		SOWER	M	-	200	200	-	-	-	-	-	-	-	-	-	-	200.00
			W	-	200	200	-	-	-	-	-	-	-	-	-	-	200.00
		WEEDER	M	-	200	200	-	-	-	-	-	-	-	-	-	-	200.00
			W	-	150	150	-	-	-	-	-	-	-	-	-	-	150.00
		District: Dhantari															
Center: GUJARA	SKILLED LABOUR	CARPENTER	M	-	320	320	330	330	400	400	400	360	340	300	300	345.45	
		BLACKSMITH	M	-	300	300	300	300	300	300	300	300	360	300	300	305.45	
	FIELD LABOUR	PLOUGHMAN	M	-	400	-	-	400	400	400	400	-	-	-	180	363.33	
		SOWER	M	-	300	-	-	-	180	180	180	-	-	-	160	200.00	
			W	-	280	-	-	-	150	150	150	-	-	-	130	172.00	
		WEEDER	M	-	320	-	-	-	-	175	175	175	-	-	-	211.25	
			W	-	280	-	-	-	-	140	140	140	-	-	-	175.00	
		REAPER & HARVESTER	M	-	-	240	220	180	-	-	180	160	175	-	-	192.50	
	W		-	-	200	200	160	-	-	140	140	140	-	-	163.33		
	OTHER AGRICULTURAL LABOUR	OTHER AGRICULTURAL LABOUR	M	-	200	200	200	200	200	200	200	200	200	200	200	200.00	
	HERDSMAN	HERDSMAN	M	-	200	200	200	200	200	200	200	200	200	200	200	200.00	

Average Daily Agricultural Wages and Non Agricultural Wages (in Rs.) - 2020-21																
State/District/Center	Labour Category	Labour Type	Gen	Jul	Aug	Sep	Oct	Nov	Dec	Jan	Feb	Mar	Apr	May	Jun	Annual Average
Center: SINGHAWA	SKILLED LABOUR	CARPENTER	M	-	320	320	330	330	380	380	380	340	340	340	340	345.45
		BLACKSMITH	M	-	300	300	300	300	300	300	300	300	360	360	360	316.36
		COBBLER	M	-	200	-	200	200	200	200	200	240	-	240	240	213.33
	FIELD LABOUR	PLOUGHMAN	M	-	400	-	-	400	400	400	400	-	-	-	180	363.33
			W	-	280	-	-	-	180	180	180	-	-	-	150	202.00
		WEEDER	M	-	300	-	-	-	-	170	170	170	-	-	-	202.50
			W	-	280	-	-	-	-	140	140	140	-	-	-	175.00
		REAPER & HARVESTER	M	-	-	220	220	180	-	-	160	140	175	-	-	182.50
			W	-	-	200	200	160	-	-	120	120	140	-	-	156.67
	OTHER AGRICULTURAL LABOUR	OTHER AGRICULTURAL LABOUR	M	-	180	180	170	170	170	170	170	170	200	170	170	174.55
			W	-	160	170	170	170	170	170	170	170	-	170	170	169.00
	HERDSMAN	HERDSMAN	M	-	160	160	160	160	160	160	160	160	200	160	160	163.64
			W	-	140	140	160	160	160	160	160	160	-	-	-	155.00
District: Durg																
Center: DHAMDHAKALA	SKILLED LABOUR	CARPENTER	M	-	-	300	300	-	-	300	350	350	-	-	-	320.00
			W	-	-	-	-	-	-	250	250	250	-	-	-	250.00
		BLACKSMITH	M	-	-	200	200	-	-	200	200	250	-	-	-	210.00
			W	-	-	-	-	-	-	200	180	200	-	-	-	193.33
		COBBLER	M	-	-	500	500	-	-	150	180	180	-	-	-	302.00
			W	-	-	-	-	-	-	-	150	150	-	-	-	150.00
	FIELD LABOUR	PLOUGHMAN	M	-	-	250	250	-	-	150	180	180	180	-	-	198.33
			W	-	-	-	-	-	-	180	150	150	150	180	180	165.00
		WEEDER	M	-	-	-	-	-	-	150	150	150	150	150	150	150.00
			W	-	-	-	-	-	-	130	130	130	130	130	130	130.00
		REAPER & HARVESTER	M	-	-	-	-	-	-	180	180	180	180	180	180	180.00
			W	-	-	-	-	-	-	130	150	150	150	150	150	146.67
	OTHER AGRICULTURAL LABOUR	OTHER AGRICULTURAL LABOUR	M	-	-	180	180	-	-	300	300	300	300	300	300	270.00
			W	-	-	130	130	-	-	200	200	200	200	200	200	182.50
	HERDSMAN	HERDSMAN	M	-	-	150	150	-	-	180	180	180	180	180	180	172.50
W			-	-	120	120	-	-	130	150	150	150	150	150	140.00	
Center: PATAN	SKILLED LABOUR	CARPENTER	M	-	-	300	300	-	-	400	400	400	400	400	400	375.00
			W	-	-	-	-	-	-	300	300	300	300	300	300	300.00
		BLACKSMITH	M	-	-	200	200	-	-	300	300	300	300	300	300	275.00
			W	-	-	-	-	-	-	300	250	250	250	250	250	258.33
		COBBLER	M	-	-	500	500	-	-	300	250	250	250	250	250	318.75
			W	-	-	-	-	-	-	-	-	-	-	-	-	250.00
	FIELD LABOUR	PLOUGHMAN	M	-	-	250	250	-	-	-	-	-	-	-	-	250.00
			W	-	-	-	-	-	-	150	150	150	150	150	150	150.00
		WEEDER	M	-	-	-	-	-	-	150	150	150	150	150	150	150.00
			W	-	-	-	-	-	-	130	140	140	140	140	140	138.33
		REAPER & HARVESTER	M	-	-	-	-	-	-	200	200	200	200	200	200	200.00
			W	-	-	-	-	-	-	-	150	150	150	150	150	150.00
	OTHER AGRICULTURAL LABOUR	OTHER AGRICULTURAL LABOUR	M	-	-	180	180	-	-	350	400	400	400	400	400	338.75
			W	-	-	130	130	-	-	300	270	210	210	210	200	207.50
	HERDSMAN	HERDSMAN	M	-	-	150	150	-	-	200	200	200	200	200	200	187.50
W			-	-	120	120	-	-	150	150	150	150	150	180	146.25	
District: Gariyaband																

Average Daily Agricultural Wages and Non Agricultural Wages (in Rs.) - 2020-21																	
State/District/Center	Labour Category	Labour Type	Gen	Jul	Aug	Sep	Oct	Nov	Dec	Jan	Feb	Mar	Apr	May	Jun	Annual Average	
Center: CHHURA	SKILLED LABOUR	CARPENTER	M	-	-	-	-	-	-	500	500	500	500	500	500	500.00	
		BLACKSMITH	M	-	-	-	-	-	-	300	300	300	300	300	300	300.00	
		COBBLER	M	-	-	-	-	-	-	300	300	300	300	300	300	300.00	
	FIELD LABOUR	PLOUGHMAN	M	-	-	-	-	-	-	-	200	200	200	200	200	200	200.00
			SOWER	M	-	-	-	-	-	-	120	120	120	120	120	120	120.00
		WEEDER	W	-	-	-	-	-	-	-	100	100	100	100	100	100	100.00
			M	-	-	-	-	-	-	-	-	150	150	150	150	150	150.00
		W	-	-	-	-	-	-	-	-	-	100	100	100	100	100	100.00
			REAPER & HARVESTER	M	-	-	-	-	-	-	-	200	-	-	200	200	200
	W	-	-	-	-	-	-	-	-	-	150	-	-	150	150	150	150.00
		OTHER AGRICULTURAL LABOUR	OTHER AGRICULTURAL LABOUR	M	-	-	-	-	-	-	300	200	200	200	200	200	216.67
	W			-	-	-	-	-	-	200	150	150	150	150	150	158.33	
	HERDSMAN	HERDSMAN	M	-	-	-	-	-	-	-	250	200	200	200	200	200	208.33
			W	-	-	-	-	-	-	-	200	150	150	150	150	150	158.33
Center: DEVBHOG	SKILLED LABOUR	CARPENTER	M	-	-	-	-	-	-	500	500	500	500	500	500	500.00	
		BLACKSMITH	M	-	-	-	-	-	-	300	300	300	300	300	300	300.00	
		COBBLER	M	-	-	-	-	-	-	300	300	300	300	300	300	300.00	
	FIELD LABOUR	PLOUGHMAN	M	-	-	-	-	-	-	-	200	200	200	200	200	200	200.00
			SOWER	M	-	-	-	-	-	-	120	120	120	120	120	120	120.00
		WEEDER	W	-	-	-	-	-	-	-	100	100	100	100	100	100	100.00
			M	-	-	-	-	-	-	-	-	150	150	150	150	150	150.00
		W	-	-	-	-	-	-	-	-	-	100	100	100	100	100	100.00
			REAPER & HARVESTER	M	-	-	-	-	-	-	-	200	-	-	200	200	200
	W	-	-	-	-	-	-	-	-	-	150	-	-	150	150	150	150.00
		OTHER AGRICULTURAL LABOUR	OTHER AGRICULTURAL LABOUR	M	-	-	-	-	-	-	300	200	200	200	200	200	216.67
	W			-	-	-	-	-	-	200	150	150	150	150	150	158.33	
	HERDSMAN	HERDSMAN	M	-	-	-	-	-	-	-	250	200	200	200	200	200	208.33
			W	-	-	-	-	-	-	-	200	150	150	150	150	150	158.33
District: Gaurella-pendra-marwahi																	
Center: MARWAHI	SKILLED LABOUR	CARPENTER	M	-	-	-	-	-	-	-	-	350	350	350	350	350.00	
		BLACKSMITH	M	-	-	-	-	-	-	-	-	350	350	350	350	350.00	
		COBBLER	M	-	-	-	-	-	-	-	-	250	250	250	250	250.00	
	FIELD LABOUR	PLOUGHMAN	M	-	-	-	-	-	-	-	-	-	200	200	200	200	200.00
			SOWER	M	-	-	-	-	-	-	-	-	170	170	170	170	170.00
		WEEDER	W	-	-	-	-	-	-	-	-	-	170	170	170	170	170.00
			M	-	-	-	-	-	-	-	-	-	170	170	170	170	170.00
		W	-	-	-	-	-	-	-	-	-	-	170	170	170	170	170.00
			REAPER & HARVESTER	M	-	-	-	-	-	-	-	-	-	170	170	175	170
	W	-	-	-	-	-	-	-	-	-	-	-	170	170	170	170	170.00
		OTHER AGRICULTURAL LABOUR	OTHER AGRICULTURAL LABOUR	M	-	-	-	-	-	-	-	-	-	170	170	170	170
	W			-	-	-	-	-	-	-	-	-	160	160	160	160	160.00
	HERDSMAN	HERDSMAN	M	-	-	-	-	-	-	-	-	-	200	200	200	200	200.00

Average Daily Agricultural Wages and Non Agricultural Wages (in Rs.) - 2020-21																	
State/District/Center	Labour Category	Labour Type	Gen	Jul	Aug	Sep	Oct	Nov	Dec	Jan	Feb	Mar	Apr	May	Jun	Annual Average	
Center: PENDRA	SKILLED LABOUR	CARPENTER	M	-	-	-	-	-	-	-	-	400	400	400	400	400.00	
		BLACKSMITH	M	-	-	-	-	-	-	-	-	350	350	350	350	350.00	
		COBBLER	M	-	-	-	-	-	-	-	-	250	250	250	250	250.00	
	FIELD LABOUR	PLOUGHMAN	M	-	-	-	-	-	-	-	-	250	250	250	250	250.00	
			SOWER	M	-	-	-	-	-	-	-	200	200	200	200	200.00	
			W	-	-	-	-	-	-	-	-	200	200	200	200	200.00	
		WEEDER	M	-	-	-	-	-	-	-	-	200	200	200	200	200.00	
			W	-	-	-	-	-	-	-	-	200	200	200	200	200.00	
		REAPER & HARVESTER	M	-	-	-	-	-	-	-	-	200	200	200	200	200.00	
	W		-	-	-	-	-	-	-	-	200	200	200	200	200.00		
OTHER AGRICULTURAL LABOUR	OTHER AGRICULTURAL LABOUR	M	-	-	-	-	-	-	-	-	200	200	200	200	200.00		
		W	-	-	-	-	-	-	-	-	175	175	175	175	175.00		
HERDSMAN	HERDSMAN	M	-	-	-	-	-	-	-	-	200	200	200	200	200.00		
District: Janjgir-champa																	
Center: KHOKHARA	SKILLED LABOUR	CARPENTER	M	-	-	-	-	-	-	550	550	500	500	500	-	520.00	
		BLACKSMITH	M	-	-	-	-	-	-	450	450	200	200	200	-	300.00	
		COBBLER	M	-	-	-	-	-	-	450	450	200	200	200	-	300.00	
	FIELD LABOUR	WEEDER	M	-	-	-	-	-	-	-	-	200	200	200	-	200.00	
			W	-	-	-	-	-	-	-	-	190	190	190	-	190.00	
	OTHER AGRICULTURAL LABOUR	OTHER AGRICULTURAL LABOUR	M	-	-	-	-	-	-	250	250	200	200	200	-	220.00	
			W	-	-	-	-	-	-	200	200	180	180	180	-	188.00	
	HERDSMAN	HERDSMAN	M	-	-	-	-	-	-	200	200	200	200	200	-	200.00	
District: Jashpur																	
Center: KURROG	SKILLED LABOUR	CARPENTER	M	500	500	-	500	-	500	500	500	500	500	500	500	500.00	
	FIELD LABOUR	PLOUGHMAN	M	200	200	-	-	-	-	-	-	-	-	-	-	200.00	
			SOWER	M	150	150	-	-	-	-	-	-	-	-	200	200	175.00
			W	120	120	-	-	-	-	-	-	-	-	-	200	200	160.00
		WEEDER	M	150	150	-	-	-	-	-	-	-	-	-	-	-	150.00
			W	120	120	-	-	-	-	-	-	-	-	-	-	-	120.00
		REAPER & HARVESTER	M	150	150	-	200	-	200	200	-	-	-	-	-	-	180.00
	W		120	120	-	150	-	150	150	-	-	-	-	-	-	138.00	
	OTHER AGRICULTURAL LABOUR	OTHER AGRICULTURAL LABOUR	M	200	200	-	200	-	200	200	200	200	200	200	200	200	200.00
			W	150	150	-	150	-	150	150	150	150	200	-	200	200	166.67

Average Daily Agricultural Wages and Non Agricultural Wages (in Rs.) - 2020-21																	
State/District/Center	Labour Category	Labour Type	Gen	Jul	Aug	Sep	Oct	Nov	Dec	Jan	Feb	Mar	Apr	May	Jun	Annual Average	
Center: NARAYANPUR	SKILLED LABOUR	CARPENTER	M	500	500	-	500	-	500	500	500	500	500	500	500	500.00	
	FIELD LABOUR	PLOUGHMAN	M	200	200	-	-	-	-	-	-	-	-	-	-	200.00	
		SOWER	M	150	150	-	-	-	-	-	-	-	-	-	200	200	175.00
			W	120	120	-	-	-	-	-	-	-	-	-	200	200	160.00
		WEEDER	M	150	150	-	-	-	-	-	-	-	-	-	-	-	150.00
			W	120	120	-	-	-	-	-	-	-	-	-	-	-	120.00
		REAPER & HARVESTER	M	150	150	-	200	-	200	200	200	-	-	-	-	-	180.00
	W		120	120	-	150	-	150	150	150	-	-	-	-	-	138.00	
	OTHER AGRICULTURAL LABOUR	OTHER AGRICULTURAL LABOUR	M	200	200	-	200	-	200	200	200	200	200	200	200	200	200.00
			W	150	150	-	150	-	150	150	150	200	-	200	200	166.67	
District: Kabirdham																	
Center: INDAURI	SKILLED LABOUR	CARPENTER	M	250	-	-	350	-	350	350	350	350	350	350	350	338.89	
		BLACKSMITH	M	250	-	-	350	-	350	350	350	350	350	350	350	350	338.89
		COBBLER	M	250	-	-	350	-	350	350	350	350	350	350	350	350	338.89
	FIELD LABOUR	PLOUGHMAN	M	150	-	-	300	-	300	300	300	300	300	300	300	300	283.33
		SOWER	M	250	-	-	250	-	250	250	250	250	250	250	250	250	250.00
			W	200	-	-	200	-	200	200	200	200	200	200	200	200	200.00
		WEEDER	M	170	-	-	-	-	-	-	-	170	170	170	170	170	170.00
			W	150	-	-	-	-	-	-	-	150	150	150	150	150	150.00
		REAPER & HARVESTER	M	-	-	-	150	-	200	200	200	200	200	200	200	-	192.86
	W		-	-	-	100	-	100	100	100	100	100	100	100	-	100.00	
	OTHER AGRICULTURAL LABOUR	OTHER AGRICULTURAL LABOUR	M	250	-	-	250	-	150	150	150	150	150	150	150	150	172.22
			W	200	-	-	200	-	200	200	200	200	200	200	200	200	200.00
	HERDSMAN	HERDSMAN	M	200	-	-	200	-	200	200	200	200	200	200	200	200	200.00
Center: PANDATARAE	SKILLED LABOUR	CARPENTER	M	250	-	-	350	-	400	400	400	400	400	400	400	377.78	
		BLACKSMITH	M	250	-	-	350	-	500	500	500	400	400	400	400	411.11	
		COBBLER	M	250	-	-	350	-	300	300	300	300	300	300	300	300.00	
	FIELD LABOUR	PLOUGHMAN	M	150	-	-	350	-	400	400	400	400	400	400	400	400	366.67
		SOWER	M	250	-	-	250	-	250	250	250	250	250	250	250	250	250.00
			W	200	-	-	200	-	200	200	200	200	200	200	200	200	200.00
		WEEDER	M	170	-	-	-	-	180	180	180	180	180	180	180	200	181.25
			W	150	-	-	-	-	-	-	-	150	150	150	150	150	150.00
		REAPER & HARVESTER	M	-	-	-	180	-	180	180	180	180	180	180	180	-	180.00
	W		-	-	-	150	-	150	150	150	150	150	150	150	-	150.00	
	OTHER AGRICULTURAL LABOUR	OTHER AGRICULTURAL LABOUR	M	250	-	-	250	-	200	200	200	200	200	200	200	200	211.11
			W	200	-	-	200	-	200	200	200	200	200	200	200	200	200.00
	HERDSMAN	HERDSMAN	M	200	-	-	200	-	275	275	275	275	275	275	275	275	258.33
District: Kanker																	

Average Daily Agricultural Wages and Non Agricultural Wages (in Rs.) - 2020-21																
State/District/Center	Labour Category	Labour Type	Gen	Jul	Aug	Sep	Oct	Nov	Dec	Jan	Feb	Mar	Apr	May	Jun	Annual Average
Center: KOTATARA	SKILLED LABOUR	CARPENTER	M	-	-	-	-	-	450	450	450	450	-	-	-	450.00
		BLACKSMITH	M	-	-	-	-	-	350	350	350	350	-	-	-	350.00
			W	-	-	-	-	-	200	200	200	200	-	-	-	200.00
	COBBLER	M	-	-	-	-	-	250	250	250	250	-	-	-	250.00	
	FIELD LABOUR	PLOUGHMAN	M	-	-	-	-	-	350	350	350	350	-	-	-	350.00
			W	-	-	-	-	-	200	200	200	200	-	-	-	200.00
		SOWER	M	-	-	-	-	-	200	200	200	200	-	-	-	200.00
			W	-	-	-	-	-	200	200	200	200	-	-	-	200.00
		WEEDER	M	-	-	-	-	-	180	180	180	180	-	-	-	180.00
			W	-	-	-	-	-	180	180	180	180	-	-	-	180.00
	REAPER & HARVESTER	M	-	-	-	-	-	180	180	180	180	-	-	-	180.00	
		W	-	-	-	-	-	180	180	180	180	-	-	-	180.00	
	OTHER AGRICULTURAL LABOUR	OTHER AGRICULTURAL LABOUR	M	-	-	-	-	-	180	180	180	180	-	-	-	180.00
			W	-	-	-	-	-	180	180	180	180	-	-	-	180.00
HERDSMAN	HERDSMAN	M	-	-	-	-	-	200	200	200	200	-	-	-	200.00	
		W	-	-	-	-	-	200	200	200	200	-	-	-	200.00	
Center: KOYALIBERA	SKILLED LABOUR	CARPENTER	M	-	-	-	-	-	450	450	450	450	-	-	-	450.00
		BLACKSMITH	M	-	-	-	-	-	350	350	350	350	-	-	-	350.00
			W	-	-	-	-	-	200	200	200	200	-	-	-	200.00
	COBBLER	M	-	-	-	-	-	250	250	250	250	-	-	-	250.00	
	FIELD LABOUR	PLOUGHMAN	M	-	-	-	-	-	350	350	350	350	-	-	-	350.00
			W	-	-	-	-	-	200	200	200	200	-	-	-	200.00
		SOWER	M	-	-	-	-	-	200	200	200	200	-	-	-	200.00
			W	-	-	-	-	-	200	200	200	200	-	-	-	200.00
		WEEDER	M	-	-	-	-	-	180	180	180	180	-	-	-	180.00
			W	-	-	-	-	-	180	180	180	180	-	-	-	180.00
	REAPER & HARVESTER	M	-	-	-	-	-	180	180	180	180	-	-	-	180.00	
		W	-	-	-	-	-	180	180	180	180	-	-	-	180.00	
	OTHER AGRICULTURAL LABOUR	OTHER AGRICULTURAL LABOUR	M	-	-	-	-	-	180	180	180	180	-	-	-	180.00
			W	-	-	-	-	-	180	180	180	180	-	-	-	180.00
HERDSMAN	HERDSMAN	M	-	-	-	-	-	200	200	200	200	-	-	-	200.00	
		W	-	-	-	-	-	200	200	200	200	-	-	-	200.00	
District: Korba																
Center: CHAITAMA	SKILLED LABOUR	CARPENTER	M	300	-	-	-	-	300	300	300	-	-	300	-	300.00
		BLACKSMITH	M	250	250	300	300	300	250	250	250	250	-	250	-	265.00
			W	-	-	350	350	-	-	-	-	200	-	250	-	287.50
	FIELD LABOUR	REAPER & HARVESTER	M	-	-	-	120	120	-	-	-	-	-	-	-	120.00
			W	-	-	-	120	120	-	-	-	-	-	-	-	120.00
	OTHER AGRICULTURAL LABOUR	OTHER AGRICULTURAL LABOUR	M	200	200	200	200	200	200	200	200	200	-	200	-	200.00
			W	150	150	150	200	150	150	150	150	150	-	150	-	155.00
	HERDSMAN	HERDSMAN	M	200	500	500	500	500	500	500	500	-	-	-	-	462.50

Average Daily Agricultural Wages and Non Agricultural Wages (in Rs.) - 2020-21																	
State/District/Center	Labour Category	Labour Type	Gen	Jul	Aug	Sep	Oct	Nov	Dec	Jan	Feb	Mar	Apr	May	Jun	Annual Average	
Center: RAMPUR	SKILLED LABOUR	CARPENTER	M	250	250	250	250	250	250	250	250	-	250	250	-	250.00	
		BLACKSMITH	M	250	250	250	250	250	-	250	-	-	-	250	-	250.00	
	FIELD LABOUR	PLOUGHMAN	M	500	500	500	500	500	500	500	500	500	-	-	-	-	500.00
			SOWER	M	195	195	-	-	500	200	200	200	200	-	-	-	-
		WEEDER	W	195	195	-	-	200	-	200	200	200	-	-	-	-	198.00
			M	200	-	195	200	-	-	200	200	-	-	-	-	-	199.00
		REAPER & HARVESTER	W	200	-	195	200	-	-	-	200	-	-	-	-	-	198.75
			M	-	-	195	200	200	200	-	-	-	-	-	-	-	198.75
	OTHER AGRICULTURAL LABOUR	OTHER AGRICULTURAL LABOUR	M	195	195	195	250	200	200	200	200	200	-	200	200	-	203.50
			W	195	195	195	150	200	200	200	200	200	-	200	200	-	193.50
HERDSMAN	HERDSMAN	M	200	600	600	700	700	700	700	700	-	-	-	-	-	600.00	
District: Korea																	
Center: KHANDGAWAN	SKILLED LABOUR	CARPENTER	M	300	300	300	300	-	300	300	300	300	300	300	300	350	304.55
		BLACKSMITH	M	300	300	300	300	-	300	300	300	300	300	300	300	350	304.55
		COBBLER	M	300	300	300	300	-	300	300	300	300	300	300	300	350	304.55
	FIELD LABOUR	PLOUGHMAN	M	200	200	200	200	-	200	200	250	250	250	250	250	250	222.73
			SOWER	M	250	250	250	250	-	250	250	250	250	250	250	250	250
		WEEDER	W	-	-	-	-	-	-	-	-	-	-	-	250	250	250.00
			M	-	-	-	-	-	-	-	-	-	-	-	250	250	250.00
		REAPER & HARVESTER	W	-	-	-	-	-	-	-	-	-	-	-	250	250	250.00
			M	250	250	250	250	-	250	250	250	250	250	250	250	300	254.55
	OTHER AGRICULTURAL LABOUR	OTHER AGRICULTURAL LABOUR	W	250	250	250	250	-	250	250	300	250	250	250	300	259.09	
M			200	200	200	200	-	200	200	250	250	250	250	300	227.27		
HERDSMAN	HERDSMAN	M	200	200	200	200	-	200	200	250	250	250	250	250	250	222.73	
		W	200	200	200	200	-	200	200	250	250	250	250	250	250	222.73	
Center: PATNA	SKILLED LABOUR	CARPENTER	M	350	350	350	350	-	350	350	350	350	350	350	300	345.45	
		BLACKSMITH	M	300	300	300	300	-	300	300	350	350	350	350	300	318.18	
		COBBLER	M	350	350	350	350	-	350	350	350	350	350	350	300	345.45	
	FIELD LABOUR	PLOUGHMAN	M	300	300	300	300	-	300	300	300	300	300	300	300	300	300.00
			SOWER	M	300	300	300	300	-	300	300	300	300	300	300	300	300.00
		WEEDER	W	-	-	-	-	-	-	-	-	-	-	-	300	300	300.00
			M	-	-	-	-	-	-	-	-	-	-	-	300	300	300.00
		REAPER & HARVESTER	W	-	-	-	-	-	-	-	-	-	-	-	300	300	300.00
			M	250	250	250	250	-	250	250	300	300	300	300	250	250	268.18
	OTHER AGRICULTURAL LABOUR	OTHER AGRICULTURAL LABOUR	W	250	250	250	250	-	250	250	250	300	300	300	250	263.64	
M			300	300	300	300	-	300	300	300	300	300	300	250	295.45		
HERDSMAN	HERDSMAN	M	200	200	200	200	-	200	200	250	250	250	250	250	250	222.73	
		W	200	200	200	200	-	200	200	250	250	250	250	250	250	222.73	
District: Mahasamund																	

Average Daily Agricultural Wages and Non Agricultural Wages (in Rs.) - 2020-21																		
State/District/Center	Labour Category	Labour Type	Gen	Jul	Aug	Sep	Oct	Nov	Dec	Jan	Feb	Mar	Apr	May	Jun	Annual Average		
Center: BAGBAHARA	SKILLED LABOUR	CARPENTER	M	400	-	-	350	-	450	400	-	400	400	450	350	400.00		
		BLACKSMITH	M	350	-	-	400	-	300	350	350	350	350	300	300	338.89		
		COBBLER	M	450	-	-	350	-	300	300	450	300	300	300	250	250	333.33	
			W	-	-	-	300	-	-	-	-	-	-	200	250	200	237.50	
	FIELD LABOUR	PLOUGHMAN	M	500	-	-	500	-	450	500	500	500	500	500	500	500	494.44	
			W	-	-	-	-	-	-	-	-	-	-	-	-	-	-	
		SOWER	M	300	-	-	300	-	300	300	300	300	-	-	-	350	-	308.33
			W	250	-	-	250	-	250	250	-	-	-	-	-	-	-	250.00
		WEEDER	M	-	-	-	250	-	-	-	-	-	300	-	-	-	-	275.00
			W	-	-	-	200	-	-	-	-	-	250	-	-	-	-	225.00
		REAPER & HARVESTER	M	-	-	-	-	-	-	-	-	-	-	-	350	300	-	325.00
			W	-	-	-	-	-	-	-	-	250	-	250	250	-	-	250.00
	OTHER AGRICULTURAL LABOUR	OTHER AGRICULTURAL LABOUR	M	300	-	-	350	-	450	350	400	350	350	400	300	300	361.11	
			W	250	-	-	200	-	-	300	-	200	200	250	200	200	228.57	
HERDSMAN	HERDSMAN	M	350	-	-	350	-	400	350	300	350	300	350	300	300	338.89		
		W	-	-	-	-	-	-	300	250	200	-	-	-	-	250.00		
Center: JHALAP	SKILLED LABOUR	CARPENTER	M	400	-	-	350	-	450	400	-	400	400	450	350	400.00		
		BLACKSMITH	M	350	-	-	400	-	300	350	350	350	350	300	300	338.89		
		COBBLER	M	450	-	-	350	-	300	300	450	300	300	300	250	250	333.33	
			W	-	-	-	300	-	-	-	-	-	-	200	250	200	237.50	
	FIELD LABOUR	PLOUGHMAN	M	500	-	-	500	-	450	500	500	500	500	500	500	500	494.44	
			W	-	-	-	-	-	-	-	-	-	-	-	-	-	-	
		SOWER	M	300	-	-	300	-	300	300	300	300	-	-	-	350	-	308.33
			W	250	-	-	250	-	250	250	-	-	-	-	-	-	-	250.00
		WEEDER	M	-	-	-	250	-	-	-	-	-	300	-	-	-	-	275.00
			W	-	-	-	200	-	-	-	-	-	250	-	-	-	-	225.00
		REAPER & HARVESTER	M	-	-	-	-	-	-	-	-	-	-	-	350	300	-	325.00
			W	-	-	-	-	-	-	-	-	250	-	250	250	-	-	250.00
	OTHER AGRICULTURAL LABOUR	OTHER AGRICULTURAL LABOUR	M	300	-	-	350	-	400	350	400	350	350	400	300	300	355.56	
			W	250	-	-	200	-	-	300	-	200	200	250	200	200	228.57	
HERDSMAN	HERDSMAN	M	350	-	-	350	-	350	350	300	350	300	350	300	300	333.33		
		W	-	-	-	-	-	-	300	250	200	-	-	-	-	250.00		
District: Mungeli																		
Center: GONDKHAMHEE	SKILLED LABOUR	CARPENTER	M	300	300	300	-	-	-	300	-	350	-	-	-	310.00		
		BLACKSMITH	M	300	300	300	-	-	-	300	-	350	-	-	-	310.00		
		COBBLER	M	300	150	150	-	-	-	250	-	300	-	-	-	230.00		
	FIELD LABOUR	WEEDER	M	200	200	200	-	-	-	-	-	-	-	-	-	200.00		
			W	200	200	200	-	-	-	-	-	-	-	-	-	200.00		
		REAPER & HARVESTER	M	-	-	-	-	-	-	-	150	-	250	-	-	-	200.00	
			W	-	-	-	-	-	-	-	150	-	250	-	-	-	200.00	
	OTHER AGRICULTURAL LABOUR	OTHER AGRICULTURAL LABOUR	M	250	250	250	-	-	-	300	-	300	-	-	-	270.00		
			W	-	-	-	-	-	-	300	-	300	-	-	-	300.00		
	HERDSMAN	HERDSMAN	M	200	200	250	-	-	-	120	-	200	-	-	-	194.00		

Average Daily Agricultural Wages and Non Agricultural Wages (in Rs.) - 2020-21

State/District/Center	Labour Category	Labour Type	Gen	Jul	Aug	Sep	Oct	Nov	Dec	Jan	Feb	Mar	Apr	May	Jun	Annual Average	
Center: JARHAGAON	SKILLED LABOUR	CARPENTER	M	300	300	300	-	-	-	300	-	350	-	-	-	310.00	
		BLACKSMITH	M	300	300	300	-	-	-	300	-	350	-	-	-	310.00	
		COBBLER	M	150	150	150	-	-	-	250	-	300	-	-	-	200.00	
	FIELD LABOUR	WEEDER	M	200	200	200	-	-	-	-	-	-	-	-	-	200.00	
			W	200	200	200	-	-	-	-	-	-	-	-	-	200.00	
		REAPER & HARVESTER	M	-	-	250	-	-	-	150	-	250	-	-	-	-	216.67
			W	-	-	250	-	-	-	150	-	250	-	-	-	-	216.67
	OTHER AGRICULTURAL LABOUR	OTHER AGRICULTURAL LABOUR	M	250	250	250	-	-	-	300	-	300	-	-	-	270.00	
			W	-	-	-	-	-	-	300	-	300	-	-	-	300.00	
	HERDSMAN	HERDSMAN	M	200	200	250	-	-	-	120	-	200	-	-	-	194.00	
District: Narayanpur																	
Center: BENOOR	SKILLED LABOUR	CARPENTER	M	-	-	-	-	400	400	400	400	400	-	-	400	400.00	
			W	-	-	-	-	-	-	400	400	400	-	-	400	400.00	
		BLACKSMITH	M	-	-	-	-	400	400	400	400	400	-	-	400	400.00	
			W	-	-	-	-	-	-	400	400	400	-	-	400	400.00	
	FIELD LABOUR	PLOUGHMAN	M	-	-	-	-	400	400	400	-	-	-	-	400	400.00	
		REAPER & HARVESTER	M	-	-	-	-	150	200	-	-	-	-	-	-	175.00	
	OTHER AGRICULTURAL LABOUR	OTHER AGRICULTURAL LABOUR	M	-	-	-	-	200	200	200	200	200	-	-	200	200.00	
			W	-	-	-	-	150	150	150	150	150	-	-	150	150.00	
	Center: CHHOTEDONGAR	SKILLED LABOUR	CARPENTER	M	-	-	-	-	400	400	400	400	400	-	-	400	400.00
				W	-	-	-	-	-	-	400	400	400	-	-	400	400.00
BLACKSMITH			M	-	-	-	-	400	400	400	400	400	-	-	400	400.00	
			W	-	-	-	-	-	-	400	400	400	-	-	400	400.00	
FIELD LABOUR		PLOUGHMAN	M	-	-	-	-	400	400	400	-	-	-	-	-	400.00	
		REAPER & HARVESTER	M	-	-	-	-	150	200	-	-	-	-	-	-	175.00	
OTHER AGRICULTURAL LABOUR		OTHER AGRICULTURAL LABOUR	M	-	-	-	-	200	200	200	200	200	-	-	200	200.00	
			W	-	-	-	-	150	200	150	150	150	-	-	150	158.33	
District: Raigarh																	
Center: KUNDUMKELA		SKILLED LABOUR	CARPENTER	M	300	300	300	300	-	300	300	300	300	350	-	350	310.00
	BLACKSMITH		M	300	300	300	300	-	300	250	300	300	300	350	-	350	305.00
	COBBLER		M	300	300	300	300	-	300	300	300	300	300	350	-	-	305.56
	FIELD LABOUR	PLOUGHMAN	M	250	200	250	250	-	300	300	300	300	300	350	-	350	285.00
			W	200	200	200	200	-	200	200	200	200	-	-	-	-	200.00
		SOWER	M	200	200	200	200	-	200	200	200	200	-	-	-	-	200.00
			W	150	150	150	150	-	150	150	150	150	-	-	-	-	150.00
		WEEDER	M	200	200	200	200	-	200	200	200	200	200	-	-	-	200.00
			W	150	150	150	150	-	150	150	150	150	150	-	-	-	150.00
		REAPER & HARVESTER	M	-	-	200	200	-	200	200	-	200	200	-	200	200	200.00
			W	-	-	150	150	-	150	150	-	150	150	-	150	150	150.00
	OTHER AGRICULTURAL LABOUR	OTHER AGRICULTURAL LABOUR	M	200	200	200	200	-	200	200	200	200	200	-	200	200.00	
			W	130	150	150	150	-	150	150	150	150	150	-	150	148.00	
	HERDSMAN	HERDSMAN	M	200	200	200	200	-	200	200	200	200	200	-	200	200.00	
W			130	-	150	150	-	150	150	150	150	150	-	150	147.78		

Average Daily Agricultural Wages and Non Agricultural Wages (in Rs.) - 2020-21																	
State/District/Center	Labour Category	Labour Type	Gen	Jul	Aug	Sep	Oct	Nov	Dec	Jan	Feb	Mar	Apr	May	Jun	Annual Average	
Center: LENDHARA	SKILLED LABOUR	CARPENTER	M	250	250	250	250	-	250	250	250	250	250	-	250	250.00	
		BLACKSMITH	M	250	250	250	250	-	250	300	250	250	250	250	-	250	255.00
	FIELD LABOUR	PLOUGHMAN	M	220	220	220	220	-	220	220	220	220	220	220	-	220	220.00
			SOWER	M	200	200	200	200	-	200	200	-	-	-	-	200	200.00
		WEEDER	W	180	180	180	180	-	180	180	-	-	-	-	-	150	175.71
			M	-	200	200	200	-	200	200	-	-	-	-	-	-	200.00
		REAPER & HARVESTER	W	-	180	180	180	-	180	180	-	-	-	-	-	-	180.00
			M	-	-	200	200	-	200	200	-	-	-	-	-	150	190.00
	OTHER AGRICULTURAL LABOUR	OTHER AGRICULTURAL LABOUR	W	-	-	180	180	-	180	180	-	-	-	-	-	150	174.00
			M	150	150	150	150	-	150	150	-	-	-	-	-	-	150.00
	HERDSMAN	HERDSMAN	W	130	130	130	130	-	130	130	-	-	-	-	-	-	130.00
			M	150	150	150	150	-	150	150	150	150	150	150	-	-	150.00
	W	-	150	-	-	-	-	-	-	-	130	130	130	-	-	135.00	
District: Raipur																	
Center: ABHANPUR	SKILLED LABOUR	CARPENTER	M	-	400	400	400	400	-	400	400	400	400	400	400	400.00	
		BLACKSMITH	M	-	350	350	350	350	-	350	350	350	350	350	350	350.00	
		COBBLER	M	-	350	350	350	350	-	350	350	350	350	350	350	350.00	
	FIELD LABOUR	PLOUGHMAN	M	-	300	300	-	-	-	-	-	-	-	-	-	-	300.00
			SOWER	M	-	250	250	-	-	-	-	-	-	-	-	-	250.00
		WEEDER	W	-	200	200	-	-	-	-	-	-	-	-	-	-	200.00
			M	-	150	150	-	-	-	-	-	-	-	-	-	-	150.00
		REAPER & HARVESTER	W	-	100	100	-	-	-	-	-	-	-	-	-	-	100.00
			M	-	-	-	250	200	-	200	-	-	-	-	-	-	216.67
	OTHER AGRICULTURAL LABOUR	OTHER AGRICULTURAL LABOUR	W	-	200	150	150	150	-	150	150	150	150	150	150	150	155.00
			M	-	200	200	200	200	-	200	200	200	200	200	200	200	200.00
	HERDSMAN	HERDSMAN	M	-	250	250	250	250	-	250	250	250	200	200	200	235.00	
	Center: CHARAUDA	SKILLED LABOUR	CARPENTER	M	-	450	450	450	450	-	450	450	450	450	450	450	450.00
BLACKSMITH			M	-	400	400	400	400	-	400	400	400	400	400	400	400.00	
COBBLER			M	-	400	400	400	400	-	300	300	300	300	300	300	340.00	
FIELD LABOUR		PLOUGHMAN	M	-	350	350	-	-	-	-	-	-	-	-	-	-	350.00
			SOWER	M	-	300	250	-	-	-	-	-	-	-	-	-	275.00
		WEEDER	W	-	200	200	-	-	-	-	-	-	-	-	-	-	200.00
			M	-	150	150	-	-	-	-	-	-	-	-	-	-	150.00
		REAPER & HARVESTER	W	-	130	130	-	-	-	-	-	-	-	-	-	-	130.00
			M	-	-	-	200	200	-	200	-	-	-	-	-	-	200.00
OTHER AGRICULTURAL LABOUR		OTHER AGRICULTURAL LABOUR	W	-	200	160	160	160	-	160	160	160	160	160	160	160	164.00
			M	-	250	250	250	250	-	250	250	250	250	250	250	250	250.00
HERDSMAN		HERDSMAN	M	-	250	250	250	250	-	250	250	250	250	250	250	250.00	
District: Rajnandgaon																	

Average Daily Agricultural Wages and Non Agricultural Wages (in Rs.) - 2020-21																	
State/District/Center	Labour Category	Labour Type	Gen	Jul	Aug	Sep	Oct	Nov	Dec	Jan	Feb	Mar	Apr	May	Jun	Annual Average	
Center: AMBAGARH CHAUKI	SKILLED LABOUR	CARPENTER	M	400	400	300	300	-	300	300	400	400	400	400	400	363.64	
		BLACKSMITH	M	300	300	250	250	-	250	250	250	250	300	300	300	272.73	
		COBBLER	M	300	300	200	200	-	200	200	250	250	300	300	300	254.55	
	FIELD LABOUR	PLOUGHMAN	M	500	500	500	500	-	500	500	500	450	450	450	500	486.36	
			SOWER	M	200	200	-	-	-	150	150	150	150	-	-	150	164.29
		WEEDER	W	150	140	-	-	-	130	130	130	130	-	-	150	137.14	
			M	150	140	-	-	-	-	-	-	-	-	150	-	150	147.50
		REAPER & HARVESTER	W	150	140	-	-	-	-	-	-	-	-	150	-	150	147.50
			M	-	-	120	150	-	150	150	150	150	150	150	150	-	146.25
	OTHER AGRICULTURAL LABOUR	OTHER AGRICULTURAL LABOUR	W	-	-	120	150	-	150	150	150	150	150	150	150	-	146.25
			M	300	300	150	150	-	150	150	150	150	150	150	150	200	181.82
	HERDSMAN	HERDSMAN	M	250	250	150	150	-	150	150	150	150	150	150	150	150	168.18
Center: GANDAE	SKILLED LABOUR	CARPENTER	M	400	400	300	300	-	300	300	400	400	400	400	400	363.64	
		BLACKSMITH	M	300	300	250	250	-	250	250	250	250	300	300	300	272.73	
		COBBLER	M	300	300	200	200	-	200	200	250	250	300	300	300	254.55	
	FIELD LABOUR	PLOUGHMAN	M	500	500	500	500	-	500	500	500	450	450	450	500	486.36	
			SOWER	M	200	200	-	-	-	150	150	150	150	-	-	150	164.29
		WEEDER	W	150	140	-	-	-	130	130	130	130	-	-	150	137.14	
			M	150	140	-	-	-	-	-	-	-	-	150	-	150	147.50
		REAPER & HARVESTER	W	150	140	-	-	-	-	-	-	-	-	150	-	150	147.50
			M	-	-	120	150	-	150	150	150	150	150	150	150	-	146.25
	OTHER AGRICULTURAL LABOUR	OTHER AGRICULTURAL LABOUR	W	-	-	120	150	-	150	150	150	150	150	150	150	-	146.25
			M	300	300	150	150	-	150	150	150	150	150	150	150	200	181.82
	HERDSMAN	HERDSMAN	M	250	250	150	150	-	150	150	150	150	150	150	150	150	168.18
District: Sukma																	
Center: CHHINDGARH	SKILLED LABOUR	CARPENTER	M	-	-	-	-	-	-	300	350	350	350	-	-	337.50	
		BLACKSMITH	M	-	-	-	-	-	-	200	175	175	175	-	-	181.25	
			W	-	-	-	-	-	-	100	100	100	100	-	-	100.00	
	COBBLER	M	-	-	-	-	-	-	250	250	250	250	-	-	250.00		
	FIELD LABOUR	PLOUGHMAN	M	-	-	-	-	-	-	400	400	400	400	-	-	400.00	
			SOWER	M	-	-	-	-	-	200	200	200	200	-	-	200.00	
		WEEDER	W	-	-	-	-	-	-	150	150	150	150	-	-	150.00	
			M	-	-	-	-	-	-	200	200	200	200	-	-	200.00	
		REAPER & HARVESTER	W	-	-	-	-	-	-	150	150	150	150	-	-	150.00	
			M	-	-	-	-	-	-	200	200	200	200	-	-	200.00	
	OTHER AGRICULTURAL LABOUR	OTHER AGRICULTURAL LABOUR	W	-	-	-	-	-	-	150	200	200	200	-	-	187.50	
			M	-	-	-	-	-	-	100	150	150	150	-	-	137.50	
HERDSMAN	HERDSMAN	M	-	-	-	-	-	-	100	100	100	100	-	-	100.00		
		W	-	-	-	-	-	-	80	80	80	80	-	-	80.00		

Average Daily Agricultural Wages and Non Agricultural Wages (in Rs.) - 2020-21																		
State/District/Center	Labour Category	Labour Type	Gen	Jul	Aug	Sep	Oct	Nov	Dec	Jan	Feb	Mar	Apr	May	Jun	Annual Average		
Center: KONTA	SKILLED LABOUR	CARPENTER	M	-	-	-	-	-	-	300	350	350	350	-	-	337.50		
		BLACKSMITH	M	-	-	-	-	-	-	200	175	175	175	-	-	181.25		
			W	-	-	-	-	-	-	-	100	100	100	100	-	-	100.00	
	COBBLER	M	-	-	-	-	-	-	-	250	250	250	250	-	-	250.00		
	FIELD LABOUR	PLOUGHMAN	M	-	-	-	-	-	-	-	400	400	400	400	-	-	400.00	
		SOWER	M	-	-	-	-	-	-	-	200	200	200	200	-	-	200.00	
			W	-	-	-	-	-	-	-	-	150	150	150	150	-	-	150.00
		WEEDER	M	-	-	-	-	-	-	-	-	200	200	200	200	-	-	200.00
			W	-	-	-	-	-	-	-	-	150	150	150	150	-	-	150.00
		REAPER & HARVESTER	M	-	-	-	-	-	-	-	-	200	200	200	200	-	-	200.00
	W		-	-	-	-	-	-	-	-	150	150	150	150	-	-	150.00	
	OTHER AGRICULTURAL LABOUR	OTHER AGRICULTURAL LABOUR	M	-	-	-	-	-	-	-	150	200	200	200	-	-	187.50	
			W	-	-	-	-	-	-	-	100	150	150	150	-	-	137.50	
	HERDSMAN	HERDSMAN	M	-	-	-	-	-	-	-	100	100	100	100	-	-	100.00	
W			-	-	-	-	-	-	-	80	80	80	80	-	-	80.00		
District: Surajpur																		
Center: BASDEHI	SKILLED LABOUR	CARPENTER	M	-	-	-	-	-	-	-	500	550	550	550	-	537.50		
	FIELD LABOUR	PLOUGHMAN	M	-	-	-	-	-	-	-	300	300	300	300	-	300.00		
		SOWER	M	-	-	-	-	-	-	-	250	250	250	250	-	250.00		
			W	-	-	-	-	-	-	-	-	200	250	250	250	-	237.50	
		WEEDER	M	-	-	-	-	-	-	-	-	250	250	250	250	-	250.00	
			W	-	-	-	-	-	-	-	-	200	250	250	250	-	237.50	
		REAPER & HARVESTER	M	-	-	-	-	-	-	-	-	250	250	250	250	-	250.00	
	W		-	-	-	-	-	-	-	-	200	250	250	250	-	237.50		
	OTHER AGRICULTURAL LABOUR	OTHER AGRICULTURAL LABOUR	M	-	-	-	-	-	-	-	-	250	250	250	200	-	237.50	
			W	-	-	-	-	-	-	-	-	200	250	250	150	-	212.50	
HERDSMAN	HERDSMAN	M	-	-	-	-	-	-	-	180	200	200	200	-	195.00			
Center: SALAKA	SKILLED LABOUR	CARPENTER	M	-	-	-	-	-	-	-	500	550	550	550	-	537.50		
	FIELD LABOUR	PLOUGHMAN	M	-	-	-	-	-	-	-	300	300	300	300	-	300.00		
		SOWER	M	-	-	-	-	-	-	-	250	250	250	250	-	250.00		
			W	-	-	-	-	-	-	-	-	200	250	250	250	-	237.50	
		WEEDER	M	-	-	-	-	-	-	-	-	250	250	250	250	-	250.00	
			W	-	-	-	-	-	-	-	-	200	250	250	250	-	237.50	
		REAPER & HARVESTER	M	-	-	-	-	-	-	-	-	250	250	250	250	-	250.00	
	W		-	-	-	-	-	-	-	-	200	250	250	250	-	237.50		
	OTHER AGRICULTURAL LABOUR	OTHER AGRICULTURAL LABOUR	M	-	-	-	-	-	-	-	-	250	250	250	250	-	250.00	
			W	-	-	-	-	-	-	-	-	200	250	250	250	-	237.50	
HERDSMAN	HERDSMAN	M	-	-	-	-	-	-	-	180	200	200	200	-	195.00			
District: Surguja																		

Average Daily Agricultural Wages and Non Agricultural Wages (in Rs.) - 2020-21																	
State/District/Center	Labour Category	Labour Type	Gen	Jul	Aug	Sep	Oct	Nov	Dec	Jan	Feb	Mar	Apr	May	Jun	Annual Average	
Center: LEHPATARA	SKILLED LABOUR	CARPENTER	M	350	-	-	-	-	350	350	350	-	-	450	-	370.00	
		BLACKSMITH	M	250	-	-	-	-	250	250	250	-	-	-	-	250.00	
			W	250	-	-	-	-	-	250	250	-	-	-	-	250.00	
		COBBLER	M	300	-	-	-	-	300	300	300	-	-	-	-	300.00	
	W		300	-	-	-	-	-	300	300	-	-	-	-	300.00		
	FIELD LABOUR	SOWER	M	300	-	-	-	-	200	200	300	-	-	-	-	250.00	
			W	-	-	-	-	-	200	200	-	-	-	-	200.00		
		REAPER & HARVESTER	M	-	-	-	-	-	200	200	-	-	-	200	-	200.00	
			W	-	-	-	-	-	200	200	-	-	-	150	-	183.33	
	OTHER AGRICULTURAL LABOUR	OTHER AGRICULTURAL LABOUR	M	250	-	-	-	-	250	250	250	-	-	200	-	240.00	
			W	250	-	-	-	-	250	250	250	-	-	150	-	230.00	
	HERDSMAN	HERDSMAN	M	200	-	-	-	-	200	200	200	-	-	-	-	200.00	
W			200	-	-	-	-	200	200	200	-	-	-	-	200.00		
Center: MANGARI	SKILLED LABOUR	CARPENTER	M	350	-	-	-	-	350	350	350	-	-	300	-	340.00	
		BLACKSMITH	M	250	-	-	-	-	250	250	250	-	-	-	-	250.00	
			W	250	-	-	-	-	-	250	250	-	-	-	-	250.00	
		COBBLER	M	300	-	-	-	-	300	300	300	-	-	-	-	300.00	
	W		300	-	-	-	-	-	300	300	-	-	-	-	300.00		
	FIELD LABOUR	SOWER	M	300	-	-	-	-	200	200	300	-	-	150	-	230.00	
			W	-	-	-	-	-	200	200	-	-	-	120	-	173.33	
		WEEDER	M	-	-	-	-	-	-	-	-	-	-	150	-	150.00	
			W	-	-	-	-	-	-	-	-	-	-	120	-	120.00	
		REAPER & HARVESTER	M	-	-	-	-	-	200	200	-	-	-	150	-	183.33	
			W	-	-	-	-	-	200	200	-	-	-	120	-	173.33	
	OTHER AGRICULTURAL LABOUR	OTHER AGRICULTURAL LABOUR	M	250	-	-	-	-	250	250	250	-	-	-	-	250.00	
W			250	-	-	-	-	250	250	250	-	-	-	-	250.00		
HERDSMAN	HERDSMAN	M	200	-	-	-	-	200	200	200	-	-	-	-	200.00		
		W	200	-	-	-	-	200	200	200	-	-	-	-	200.00		
Table 6.5																	
State: Goa																	
District: North goa																	
Center: NORTH GOA	SKILLED LABOUR	CARPENTER	M	1000	1000	1000	1000	1000	1000	1000	1000	1000	1000	1000	1000	1,000.00	
		BLACKSMITH	M	650	650	650	650	650	650	650	650	650	650	800	800	800	687.50
		COBBLER	M	650	650	650	650	650	650	650	650	650	650	750	750	750	675.00
	FIELD LABOUR	PLOUGHMAN	M	775	-	-	-	775	775	-	-	-	-	800	800	785.00	
			W	775	-	-	-	775	775	-	-	-	-	800	800	785.00	
		SOWER	M	575	-	-	-	-	575	-	-	-	-	600	600	583.33	
			W	375	-	-	-	-	375	-	-	-	-	375	375	375.00	
		WEEDER	M	-	700	-	-	-	-	-	700	700	-	-	-	700.00	
			W	-	475	-	-	-	-	-	475	475	-	-	-	475.00	
	REAPER & HARVESTER	M	-	-	700	700	700	-	-	-	700	700	700	-	700.00		
		W	-	-	475	475	475	-	-	-	475	475	475	-	475.00		
	OTHER AGRICULTURAL LABOUR	OTHER AGRICULTURAL LABOUR	M	-	-	-	550	-	-	-	-	550	600	600	-	575.00	
W			-	-	-	350	-	-	-	-	350	350	350	-	350.00		
HERDSMAN	HERDSMAN	M	450	450	450	450	450	450	450	450	450	450	450	450	450.00		
		W	300	300	300	300	300	300	300	300	300	300	300	300	300.00		
District: South goa																	

Average Daily Agricultural Wages and Non Agricultural Wages (in Rs.) - 2020-21																		
State/District/Center	Labour Category	Labour Type	Gen	Jul	Aug	Sep	Oct	Nov	Dec	Jan	Feb	Mar	Apr	May	Jun	Annual Average		
Center: SOUTH GOA	SKILLED LABOUR	CARPENTER	M	1050	1050	1050	1050	1050	1050	1050	1050	1050	1100	1100	1100	1,062.50		
		BLACKSMITH	M	-	-	-	-	-	-	-	-	-	-	800	800	800	800.00	
	FIELD LABOUR	PLOUGHMAN	M	750	-	-	-	750	750	-	-	-	-	-	-	800	762.50	
			M	750	-	-	-	750	750	-	-	-	-	-	-	800	762.50	
		SOWER	W	450	-	-	-	450	450	-	-	-	-	-	-	500	462.50	
			M	-	750	-	-	-	-	750	-	-	-	-	-	-	-	750.00
		WEEDER	W	-	450	-	-	-	-	450	-	-	-	-	-	-	-	450.00
			M	-	-	-	750	750	-	-	-	-	750	750	-	-	-	750.00
	REAPER & HARVESTER	W	-	-	-	450	450	-	-	-	-	450	450	-	-	-	450.00	
		M	-	-	-	700	-	-	-	-	-	700	700	-	-	-	700.00	
	OTHER AGRICULTURAL LABOUR	OTHER AGRICULTURAL LABOUR	W	-	-	-	400	-	-	-	-	400	400	-	-	-	400.00	
M			300	300	300	300	300	300	300	300	300	300	300	300	300	300.00		
Table 7.6																		
State: Gujarat																		
District: Ahmadabad																		
Center: AHMEDABAD	SKILLED LABOUR	CARPENTER	M	-	500	500	520	500	500	500	500	500	500	500	500	372	490.18	
		BLACKSMITH	M	-	500	500	520	500	500	500	500	500	500	500	500	500	372	490.18
		COBBLER	M	-	500	500	520	500	500	500	500	500	500	500	500	500	372	490.18
	FIELD LABOUR	PLOUGHMAN	M	291	291	291	291	291	291	291	291	291	291	291	291	291	291	291.00
			M	291	291	291	291	291	291	291	291	291	291	291	291	291	291	291.00
		WEEDER	M	256	256	256	256	256	256	256	256	256	256	256	256	256	256	256.00
			W	256	256	256	256	256	256	256	256	256	256	256	256	256	256	256.00
		REAPER & HARVESTER	M	244	244	244	244	244	244	244	244	244	244	244	244	244	244	244.00
			W	244	244	244	244	244	244	244	244	244	244	244	244	244	244	244.00
	OTHER AGRICULTURAL LABOUR	OTHER AGRICULTURAL LABOUR	M	244	244	244	244	244	244	244	244	244	244	244	244	244	244	244.00
			W	244	244	244	244	244	244	244	244	244	244	244	244	244	244	244.00
District: Amreli																		
Center: AMRELI	SKILLED LABOUR	CARPENTER	M	538	538	538	538	538	538	538	542	515	538	538	553	537.67		
		BLACKSMITH	M	515	515	515	515	515	513	515	520	515	538	538	530	520.33		
		COBBLER	M	-	515	515	515	-	-	515	-	515	538	538	-	521.57		
	FIELD LABOUR	PLOUGHMAN	M	266	266	266	266	266	266	266	266	266	266	266	277	266.92		
			W	243	243	243	243	243	243	243	243	243	243	243	249	243.50		
	OTHER AGRICULTURAL LABOUR	OTHER AGRICULTURAL LABOUR	M	249	249	249	249	249	249	249	249	249	249	249	249	265	250.33	
			W	225	225	225	225	225	225	225	225	225	225	225	241	226.33		
	HERDSMAN	HERDSMAN	M	218	218	198	218	216	216	216	216	216	216	216	218	223	215.75	
			W	207	207	188	207	215	215	215	215	215	215	215	207	217	210.25	
	District: Anand																	

Average Daily Agricultural Wages and Non Agricultural Wages (in Rs.) - 2020-21																		
State/District/Center	Labour Category	Labour Type	Gen	Jul	Aug	Sep	Oct	Nov	Dec	Jan	Feb	Mar	Apr	May	Jun	Annual Average		
Center: ANAND	SKILLED LABOUR	CARPENTER	M	410	425	421	425	500	500	500	536	500	500	500	531	479.00		
		BLACKSMITH	M	410	425	421	425	500	500	500	536	500	500	500	531	479.00		
		COBBLER	M	410	400	421	425	500	500	500	536	500	500	500	531	476.92		
	FIELD LABOUR	PLOUGHMAN	M	256	258	257	258	257	257	257	257	257	257	257	258	256	257.08	
			W	260	260	260	260	260	260	260	260	260	260	260	260	260	260.00	
		SOWER	M	236	245	243	245	243	243	243	243	243	243	243	245	238	242.50	
			W	236	245	243	245	243	243	243	243	243	243	243	245	238	242.50	
		WEEDER	M	216	233	229	233	229	229	229	229	229	229	229	233	219	228.08	
			W	216	233	229	233	229	229	229	229	229	229	229	233	219	228.08	
		REAPER & HARVESTER	M	260	260	260	260	260	260	260	260	260	260	260	260	260	260	260.00
			W	260	260	260	260	260	260	260	260	260	260	260	260	260	260	260.00
	OTHER AGRICULTURAL LABOUR	OTHER AGRICULTURAL LABOUR	M	216	233	229	233	229	229	229	229	229	229	229	233	246	230.33	
			W	216	233	226	233	229	229	229	229	229	229	229	233	260	231.25	
	HERDSMAN	HERDSMAN	M	260	260	260	260	260	260	260	260	260	260	260	260	238	258.17	
W			260	260	260	260	260	260	260	260	260	260	260	260	238	258.17		
District: Aravalli																		
Center: ARVALLI	SKILLED LABOUR	CARPENTER	M	-	-	-	-	-	-	-	-	510	-	-	-	510.00		
		BLACKSMITH	M	-	-	-	-	-	-	-	-	510	-	-	-	510.00		
		COBBLER	M	-	-	-	-	-	-	-	-	510	-	-	-	510.00		
	FIELD LABOUR	SOWER	M	265	265	265	265	265	265	265	265	265	265	265	265	265	265.00	
			W	265	265	265	265	265	265	265	265	265	265	265	265	265	265.00	
		WEEDER	M	265	265	265	265	265	265	265	265	265	265	265	265	265	265.00	
			W	265	265	265	265	265	265	265	265	265	265	265	265	265	265.00	
		REAPER & HARVESTER	M	265	265	265	265	265	265	265	265	265	265	265	265	265	265.00	
			W	265	265	265	265	265	265	265	265	265	265	265	265	265	265.00	
	OTHER AGRICULTURAL LABOUR	OTHER AGRICULTURAL LABOUR	M	265	265	265	265	265	265	265	265	265	265	265	265	265	265.00	
W			265	265	265	265	265	265	265	265	265	265	265	265	265	265.00		
District: Banas kantha																		
Center: BANASKANTHA	SKILLED LABOUR	CARPENTER	M	500	-	-	-	-	-	-	-	510	-	-	-	505.00		
		BLACKSMITH	M	500	-	-	-	-	-	-	-	510	-	-	-	505.00		
		COBBLER	M	500	-	-	-	-	-	-	-	510	-	-	-	505.00		
	FIELD LABOUR	PLOUGHMAN	M	410	408	408	408	414	414	414	414	414	414	414	408	414	411.67	
			W	409	408	408	408	414	414	414	414	414	414	414	408	414	411.58	
		SOWER	M	409	408	408	408	414	414	414	414	414	414	414	408	414	411.58	
			W	409	408	408	408	414	414	414	414	414	414	414	408	414	411.58	
		WEEDER	M	214	213	213	213	213	213	213	213	213	213	213	213	213	213.08	
			W	214	213	213	213	213	213	213	213	213	213	213	213	213	213.08	
		REAPER & HARVESTER	M	307	306	306	306	306	306	306	306	306	306	306	306	306	306.08	
			W	307	306	306	306	306	306	306	306	306	306	306	306	306	306.08	
	OTHER AGRICULTURAL LABOUR	OTHER AGRICULTURAL LABOUR	M	214	213	213	213	218	218	218	218	218	218	218	213	218	216.00	
W			214	213	213	213	218	218	218	218	218	218	218	213	218	216.00		
District: Bharuch																		

Average Daily Agricultural Wages and Non Agricultural Wages (in Rs.) - 2020-21																	
State/District/Center	Labour Category	Labour Type	Gen	Jul	Aug	Sep	Oct	Nov	Dec	Jan	Feb	Mar	Apr	May	Jun	Annual Average	
Center: BHARUCH	SKILLED LABOUR	CARPENTER	M	-	-	-	-	-	-	-	-	535	-	-	-	535.00	
		BLACKSMITH	M	-	-	-	-	-	-	-	-	535	-	-	-	535.00	
		COBBLER	M	-	-	-	-	-	-	-	-	535	-	-	-	535.00	
	FIELD LABOUR	PLOUGHMAN	M	265	265	265	265	265	265	265	265	265	265	265	265	265	265.00
			W	265	265	265	265	265	265	265	265	265	265	265	265	265	265.00
		SOWER	M	-	-	-	-	-	-	-	-	-	-	265	-	-	265.00
			W	-	-	-	-	-	-	-	-	-	-	265	-	-	265.00
		WEEDER	M	-	-	-	-	-	-	-	-	-	-	265	-	-	265.00
			W	-	-	-	-	-	-	-	-	-	-	265	-	-	265.00
	REAPER & HARVESTER	M	-	-	-	-	-	-	-	-	-	-	265	-	-	265.00	
		W	-	-	-	-	-	-	-	-	-	-	265	-	-	265.00	
OTHER AGRICULTURAL LABOUR	OTHER AGRICULTURAL LABOUR	M	265	265	265	265	265	265	265	265	265	265	265	265	265	265.00	
		W	265	265	265	265	265	265	265	265	265	265	265	265	265	265.00	
HERDSMAN	HERDSMAN	M	150	150	150	150	150	150	150	150	150	150	150	150	150	150.00	
District: Bhavnagar																	
Center: BHAVNAGAR	SKILLED LABOUR	CARPENTER	M	536	527	506	506	526	526	526	526	526	526	500	526	521.42	
		BLACKSMITH	M	536	527	506	506	526	526	526	526	526	526	500	526	521.42	
		COBBLER	M	443	527	506	506	339	339	526	339	339	526	500	526	451.33	
	FIELD LABOUR	PLOUGHMAN	M	338	342	342	342	342	342	342	342	342	342	342	339	341.42	
			W	300	308	320	320	320	320	300	320	320	320	320	320	315.67	
		SOWER	M	326	326	319	319	319	319	319	319	319	319	319	319	319	320.17
			W	277	277	273	273	273	273	273	273	273	273	273	273	273	273.67
		WEEDER	M	253	244	245	245	245	245	245	245	245	245	245	245	245	245.58
			W	253	244	245	245	245	245	245	245	245	245	245	245	245	245.58
	REAPER & HARVESTER	M	285	277	272	272	272	272	272	272	272	272	272	272	272	273.50	
		W	285	277	272	272	272	272	272	272	272	272	272	272	272	273.50	
	OTHER AGRICULTURAL LABOUR	OTHER AGRICULTURAL LABOUR	M	251	243	247	247	247	247	242	247	247	247	247	247	247	246.58
			W	251	243	247	247	247	247	242	247	247	247	247	247	247	246.58
	HERDSMAN	HERDSMAN	M	287	279	295	292	295	295	282	295	295	295	295	295	295	291.67
W			200	200	200	200	200	200	200	200	200	200	200	200	200	200.00	
District: Botad																	
Center: BOTAD	SKILLED LABOUR	CARPENTER	M	523	520	520	520	520	520	520	520	520	520	550	520	522.75	
		BLACKSMITH	M	518	510	510	510	510	510	510	510	520	510	550	510	514.83	
		COBBLER	M	520	510	510	510	-	-	520	510	520	510	550	-	517.78	
	FIELD LABOUR	PLOUGHMAN	M	465	450	450	450	450	450	450	450	300	300	450	450	426.25	
			W	468	450	450	450	450	450	450	450	300	300	450	450	426.50	
		WEEDER	M	292	291	291	291	291	291	291	291	291	291	291	291	291	291.08
			W	292	291	291	291	291	291	291	291	291	291	291	291	291	291.08
		REAPER & HARVESTER	M	296	295	295	295	295	295	295	295	295	295	295	295	295	295.08
			W	296	295	295	295	295	295	295	295	295	295	295	295	295	295.08
	HERDSMAN	HERDSMAN	M	350	350	350	350	350	350	350	350	350	350	-	350	350.00	
			W	-	-	-	350	-	-	-	-	-	-	-	-	350.00	
District: Chhotaudepur																	

Average Daily Agricultural Wages and Non Agricultural Wages (in Rs.) - 2020-21																		
State/District/Center	Labour Category	Labour Type	Gen	Jul	Aug	Sep	Oct	Nov	Dec	Jan	Feb	Mar	Apr	May	Jun	Annual Average		
Center: CHHOTA UDEPUR	SKILLED LABOUR	CARPENTER	M	500	500	500	500	500	500	500	500	500	500	500	500	500.00		
		BLACKSMITH	M	500	500	500	500	500	500	500	500	500	500	500	500	500.00		
		COBBLER	M	500	500	500	500	-	-	500	500	500	500	500	500	-	500.00	
	FIELD LABOUR	PLOUGHMAN	M	258	258	258	258	258	258	258	258	258	258	258	258	258	258.00	
			W	208	208	208	208	208	208	208	208	208	208	208	208	208	208.00	
		SOWER	M	208	208	208	208	208	208	208	208	208	208	208	208	208	208	208.00
			W	208	208	208	208	208	208	208	208	208	208	208	208	208	208	208.00
		WEEDER	M	208	208	208	208	208	208	208	208	208	208	208	208	208	208	208.00
			W	200	200	200	200	200	200	208	200	200	200	208	200	200	200	201.33
		REAPER & HARVESTER	M	200	200	200	200	200	200	200	200	200	200	200	200	200	200	200.00
	W		200	200	200	200	200	200	200	200	200	200	200	200	200	200	200.00	
OTHER AGRICULTURAL LABOUR	OTHER AGRICULTURAL LABOUR	M	192	192	192	192	192	192	192	192	192	192	192	192	192	192.00		
		W	192	192	192	192	192	192	192	192	192	192	192	192	192	192.00		
District: Dang																		
Center: DANGS	FIELD LABOUR	PLOUGHMAN	M	265	265	265	265	265	265	265	265	265	265	265	265	265	265.00	
			W	265	265	265	265	265	265	265	265	265	265	265	265	265	265.00	
		SOWER	M	265	265	265	265	265	265	265	265	265	265	265	265	265	265	265.00
			W	265	265	265	265	265	265	265	265	265	265	265	265	265	265	265.00
		WEEDER	M	265	265	265	265	265	265	265	265	265	265	265	265	265	265	265.00
			W	265	265	265	265	265	265	265	265	265	265	265	265	265	265	265.00
		REAPER & HARVESTER	M	265	265	265	265	265	265	265	265	265	265	265	265	265	265	265.00
			W	265	265	265	265	265	265	265	265	265	265	265	265	265	265	265.00
	OTHER AGRICULTURAL LABOUR	OTHER AGRICULTURAL LABOUR	M	265	265	265	265	265	265	265	265	265	265	265	265	265	265.00	
			W	265	265	265	265	265	265	265	265	265	265	265	265	265	265.00	
District: Devbhumi dwarka																		
Center: DEVBHUMI DWARKA	SKILLED LABOUR	CARPENTER	M	-	-	-	-	-	-	-	-	-	600	-	600	600.00		
		BLACKSMITH	M	-	-	-	-	-	-	-	-	-	600	-	-	600.00		
		COBBLER	M	-	-	-	-	-	-	-	-	-	600	-	-	600.00		
	FIELD LABOUR	PLOUGHMAN	M	350	350	350	350	350	350	350	350	350	350	350	350	350	350.00	
			W	350	350	350	350	350	350	350	350	350	350	350	350	350	350.00	
		SOWER	M	300	300	300	300	300	300	300	300	300	300	300	300	300	300.00	
			W	250	250	250	250	250	250	250	250	250	250	250	250	250	250.00	
		WEEDER	M	250	250	250	250	250	250	250	250	250	250	250	250	250	250.00	
			W	300	300	300	300	300	300	300	300	300	300	300	300	300	300.00	
		REAPER & HARVESTER	M	300	300	300	300	300	300	300	300	300	300	300	300	300	300	300.00
			W	333	333	333	333	350	350	333	333	350	350	333	350	350	340.08	
	OTHER AGRICULTURAL LABOUR	OTHER AGRICULTURAL LABOUR	M	283	283	283	283	288	288	283	283	288	288	283	288	288	285.08	
			W	283	283	283	283	288	288	283	283	288	288	283	288	288	285.08	
	District: Dohad																	
Center: DOHAD	SKILLED LABOUR	CARPENTER	M	400	400	400	400	500	500	500	500	500	500	500	500	500	466.67	
		BLACKSMITH	M	400	400	400	400	500	500	500	500	500	500	500	500	500	466.67	
		COBBLER	M	400	400	400	400	500	500	500	500	500	500	500	500	500	466.67	
	FIELD LABOUR	PLOUGHMAN	M	300	300	300	300	300	300	300	300	300	300	300	300	300	300.00	
			W	300	300	300	300	300	300	300	300	300	300	300	300	300	300.00	
		SOWER	M	300	300	300	300	300	300	300	300	300	300	300	300	300	300.00	
			W	250	250	250	250	250	250	250	250	250	250	250	250	250	250.00	
		WEEDER	M	150	150	150	150	150	150	150	150	150	150	150	150	150	150.00	
			W	150	150	150	150	150	150	150	150	150	150	150	150	150	150.00	
		REAPER & HARVESTER	M	150	150	150	150	150	150	150	150	150	150	150	150	150	150.00	
	W		150	150	150	150	150	150	150	150	150	150	150	150	150	150.00		
	OTHER AGRICULTURAL LABOUR	OTHER AGRICULTURAL LABOUR	M	150	150	150	150	150	150	150	150	150	150	150	150	150	150.00	
			W	150	150	150	150	150	150	150	150	150	150	150	150	150	150.00	
District: Gandhinagar																		

Average Daily Agricultural Wages and Non Agricultural Wages (in Rs.) - 2020-21																	
State/District/Center	Labour Category	Labour Type	Gen	Jul	Aug	Sep	Oct	Nov	Dec	Jan	Feb	Mar	Apr	May	Jun	Annual Average	
Center: Gandhinagar	SKILLED LABOUR	CARPENTER	M	-	500	520	500	500	500	500	500	500	500	500	500	501.82	
		BLACKSMITH	M	-	500	520	500	500	500	500	500	500	500	500	500	501.82	
		COBBLER	M	-	500	520	500	500	500	500	500	500	500	500	500	501.82	
	FIELD LABOUR	PLOUGHMAN	M	178	289	252	252	300	300	300	300	300	300	300	252	300	276.92
			W	178	239	219	219	265	265	265	265	265	265	265	219	265	244.08
		SOWER	M	178	189	185	185	265	265	265	265	265	265	265	185	265	231.42
			W	178	189	185	185	265	265	265	265	265	265	265	185	265	231.42
		WEEDER	M	178	189	185	185	265	265	265	265	265	265	265	185	265	231.42
			W	178	189	185	185	265	265	265	265	265	265	265	185	265	231.42
		REAPER & HARVESTER	M	178	189	185	185	265	265	265	265	265	265	265	185	265	231.42
	W		178	189	185	185	265	265	265	265	265	265	265	185	265	231.42	
OTHER AGRICULTURAL LABOUR	OTHER AGRICULTURAL LABOUR	M	178	189	185	185	265	265	265	265	265	265	185	265	231.42		
		W	178	189	185	185	265	265	265	265	265	265	265	185	265	231.42	
District: Gir somnath																	
Center: GIR SOMNATH	FIELD LABOUR	PLOUGHMAN	M	292	292	292	292	292	292	280	292	292	265	292	292	288.75	
			W	267	267	267	267	267	267	280	267	267	265	267	267	267.92	
		SOWER	M	-	-	-	-	-	-	-	-	-	-	265	-	-	265.00
			W	-	-	-	-	-	-	-	-	-	-	265	-	-	265.00
		WEEDER	M	-	-	-	-	-	-	-	-	-	-	265	-	290	277.50
			W	-	-	-	-	-	-	-	-	-	-	265	-	290	277.50
		REAPER & HARVESTER	M	-	-	-	-	-	-	-	-	-	-	265	-	-	265.00
			W	-	-	-	-	-	-	-	-	-	-	265	-	-	265.00
		OTHER AGRICULTURAL LABOUR	OTHER AGRICULTURAL LABOUR	M	267	267	267	267	267	267	250	267	267	265	265	267	265.25
				W	233	233	233	233	233	233	220	233	233	265	233	233	234.58
	District: Jamnagar																
Center: JAMNAGAR	SKILLED LABOUR	CARPENTER	M	533	533	533	533	533	533	533	533	533	533	533	533	533.00	
		BLACKSMITH	M	533	353	533	533	475	475	533	475	475	533	533	533	498.67	
		COBBLER	M	533	517	533	533	517	517	533	517	517	533	517	533	525.00	
	FIELD LABOUR	PLOUGHMAN	M	267	267	267	267	267	267	267	267	267	267	267	267	267	267.00
			W	233	233	233	233	233	233	233	233	233	233	233	233	233	233.00
		SOWER	M	400	400	400	400	400	400	400	400	400	400	400	400	400	400.00
			W	250	250	250	250	250	250	250	250	250	250	250	250	250	250.00
		WEEDER	M	208	208	208	208	208	208	208	208	208	208	208	208	208	208.00
			W	208	208	208	208	208	208	208	208	208	208	208	208	208	208.00
		REAPER & HARVESTER	M	250	250	250	250	250	250	250	250	250	250	250	250	250	250.00
			W	250	250	250	250	250	250	250	250	250	250	250	250	250	250.00
	OTHER AGRICULTURAL LABOUR	OTHER AGRICULTURAL LABOUR	M	200	200	200	200	200	200	200	200	200	200	200	200	200	200.00
			W	200	200	200	200	200	200	200	200	200	200	200	200	200	200.00
	HERDSMAN	HERDSMAN	M	150	150	150	150	150	150	150	150	150	150	150	150	150	150.00
			W	150	150	150	150	150	150	150	150	150	150	150	150	150	150.00
District: Junagadh																	
Center: JUNAGADH	FIELD LABOUR	PLOUGHMAN	M	307	298	298	298	299	296	296	299	296	296	298	299	298.33	
			W	272	264	264	264	270	267	267	270	267	267	264	270	267.17	
	OTHER AGRICULTURAL LABOUR	OTHER AGRICULTURAL LABOUR	M	296	289	289	289	301	297	297	301	297	297	289	301	295.25	
			W	259	255	255	255	255	247	247	255	247	247	255	255	252.67	
District: Kachchh																	

Average Daily Agricultural Wages and Non Agricultural Wages (in Rs.) - 2020-21

State/District/Center	Labour Category	Labour Type	Gen	Jul	Aug	Sep	Oct	Nov	Dec	Jan	Feb	Mar	Apr	May	Jun	Annual Average	
Center: KACHCHH	SKILLED LABOUR	CARPENTER	M	-	-	-	-	-	-	-	-	500	500	500	-	500.00	
		BLACKSMITH	M	-	-	-	-	-	-	-	-	500	500	500	-	500.00	
		COBBLER	M	-	-	-	-	-	-	-	-	500	500	500	-	500.00	
	FIELD LABOUR	PLOUGHMAN	M	300	450	450	450	450	300	300	450	300	300	450	450	387.50	
			W	400	450	450	450	450	300	300	450	300	300	450	450	395.83	
		WEEDER	M	250	250	250	250	250	250	250	250	250	250	250	250	250	250.00
			W	250	250	250	250	250	250	250	250	250	250	250	250	250	250.00
		REAPER & HARVESTER	M	250	250	250	250	250	250	250	250	250	250	250	250	250	250.00
			W	250	250	250	250	250	250	250	250	250	250	250	250	250	250.00
	OTHER AGRICULTURAL LABOUR	OTHER AGRICULTURAL LABOUR	M	250	250	250	250	250	250	250	250	250	250	250	250	250.00	
	HERDSMAN	HERDSMAN	M	350	350	350	350	350	350	350	350	350	350	350	350	350	350.00
			W	-	-	-	-	-	-	-	-	-	-	200	-	-	200.00
District: Kheda																	
Center: KHEDA	SKILLED LABOUR	CARPENTER	M	420	440	440	440	450	450	450	450	450	450	500	450	449.17	
		BLACKSMITH	M	420	440	440	440	450	450	450	450	450	450	500	450	449.17	
		COBBLER	M	420	440	440	440	450	450	450	450	450	450	500	450	449.17	
	FIELD LABOUR	PLOUGHMAN	M	235	252	252	252	260	260	260	260	260	260	252	260	255.25	
			W	235	252	252	252	252	260	252	252	260	252	252	252	260	251.92
		WEEDER	M	235	252	252	252	252	252	260	252	252	250	252	260	251.75	
			W	223	204	204	204	204	204	212	204	204	204	204	218	207.42	
		REAPER & HARVESTER	M	219	219	219	219	219	219	-	219	219	219	219	260	222.73	
			W	219	219	219	219	219	219	-	219	219	219	219	260	222.73	
	OTHER AGRICULTURAL LABOUR	OTHER AGRICULTURAL LABOUR	M	219	219	219	219	219	219	-	219	219	219	260	222.73		
	HERDSMAN	HERDSMAN	W	219	219	219	219	219	219	-	219	219	219	260	222.73		
			M	260	260	260	260	260	260	260	260	260	260	260	260	260.00	
District: Mahesana																	
Center: MEHSANA	SKILLED LABOUR	CARPENTER	M	486	500	500	500	500	520	520	500	520	520	500	500	505.50	
		BLACKSMITH	M	-	500	500	500	-	-	520	500	520	520	500	-	507.50	
		COBBLER	M	-	500	500	500	-	-	520	500	520	520	500	-	507.50	
	FIELD LABOUR	PLOUGHMAN	M	257	256	256	256	256	255	255	256	255	255	256	256	255.75	
			W	243	238	238	238	238	230	230	238	230	230	238	238	235.75	
		WEEDER	M	221	219	219	219	219	215	215	219	215	215	219	219	217.83	
			W	221	219	219	219	219	215	215	219	215	215	219	219	217.83	
		REAPER & HARVESTER	M	221	219	219	219	219	215	215	219	215	215	219	219	217.83	
			W	221	219	219	219	219	215	215	219	215	215	219	219	217.83	
	OTHER AGRICULTURAL LABOUR	OTHER AGRICULTURAL LABOUR	M	221	219	219	219	219	215	215	219	215	215	219	219	217.83	
	HERDSMAN	HERDSMAN	W	221	219	219	219	219	215	215	219	215	215	219	219	217.83	
			M	250	250	250	250	250	225	225	250	225	225	250	250	241.67	
HERDSMAN	HERDSMAN	W	250	250	250	250	250	225	225	250	225	225	250	250	241.67		
		M	250	250	250	250	250	225	225	250	225	225	250	250	241.67		
District: Mahisagar																	

Average Daily Agricultural Wages and Non Agricultural Wages (in Rs.) - 2020-21																		
State/District/Center	Labour Category	Labour Type	Gen	Jul	Aug	Sep	Oct	Nov	Dec	Jan	Feb	Mar	Apr	May	Jun	Annual Average		
Center: MAHISAGAR	SKILLED LABOUR	CARPENTER	M	400	400	400	400	500	500	500	500	500	500	500	500	466.67		
		BLACKSMITH	M	308	400	308	400	500	500	500	500	500	500	500	500	500	451.33	
		COBBLER	M	400	400	400	400	500	500	500	500	500	500	500	500	500	466.67	
	FIELD LABOUR	PLOUGHMAN	M	192	192	192	192	192	192	192	192	170	192	192	192	170	188.33	
			W	150	150	150	150	150	150	150	150	150	150	150	150	150	150.00	
		WEEDER	M	150	150	150	150	150	150	150	150	150	150	150	150	150	150	150.00
			W	150	150	150	150	150	150	150	150	150	150	150	150	150	150	150.00
		REAPER & HARVESTER	M	150	150	150	150	150	150	150	150	150	150	150	150	150	150	150.00
			W	150	150	150	150	150	150	150	150	150	150	150	150	150	150	150.00
	OTHER AGRICULTURAL LABOUR	OTHER AGRICULTURAL LABOUR	M	150	150	150	150	150	150	150	150	150	150	150	150	150	150.00	
W			150	150	150	150	150	150	150	150	150	150	150	150	150	150.00		
District: Morbi																		
Center: MORBI	SKILLED LABOUR	CARPENTER	M	700	700	700	700	700	700	700	700	700	700	700	700	700	700.00	
		BLACKSMITH	M	700	700	700	700	700	700	700	700	700	700	700	700	700	700.00	
		COBBLER	M	700	700	700	700	500	500	500	700	500	500	500	700	700	600.00	
	FIELD LABOUR	PLOUGHMAN	M	350	350	350	350	350	350	350	350	350	350	350	350	350	350.00	
			SOWER	M	250	250	250	250	250	250	250	250	250	250	250	250	250	250.00
		W	250	250	250	250	250	250	250	250	250	250	250	250	250	250	250.00	
		WEEDER	M	300	300	300	300	300	300	300	300	300	300	300	300	300	300	300.00
			W	250	250	250	250	250	250	250	250	250	250	250	250	250	250	250.00
		REAPER & HARVESTER	M	350	350	350	350	350	350	350	350	350	350	350	350	350	350	350.00
	W		300	300	300	300	300	300	300	300	300	300	300	300	300	300	300.00	
	OTHER AGRICULTURAL LABOUR	OTHER AGRICULTURAL LABOUR	M	300	300	300	300	300	300	300	300	300	300	300	300	300	300.00	
			W	250	250	250	250	250	250	250	250	250	250	250	250	250	250.00	
	HERDSMAN	HERDSMAN	M	200	200	200	200	200	200	200	200	200	200	200	200	200	200.00	
W			200	200	200	200	200	200	200	200	200	200	200	200	200	200.00		
District: Narmada																		
Center: NARMADA	SKILLED LABOUR	CARPENTER	M	500	452	452	452	500	500	500	500	500	500	500	500	500	488.00	
		BLACKSMITH	M	500	452	452	452	500	500	500	500	500	500	500	500	500	488.00	
		COBBLER	M	500	452	452	452	500	500	500	500	500	500	500	500	500	488.00	
	FIELD LABOUR	PLOUGHMAN	M	360	370	370	370	370	370	370	370	370	370	370	370	370	369.17	
			W	-	-	-	-	-	-	-	-	-	-	370	-	-	370.00	
		SOWER	M	204	228	228	228	228	228	228	228	170	228	228	228	228	221.17	
			W	190	208	205	205	205	205	205	205	205	205	205	205	205	204.00	
		WEEDER	M	159	162	162	162	162	162	162	162	162	162	162	162	162	161.75	
			W	159	162	162	162	162	162	162	162	162	162	162	162	162	161.75	
	REAPER & HARVESTER	M	159	162	162	162	162	162	162	162	162	162	162	162	162	161.75		
		W	159	162	162	162	162	162	162	162	162	162	162	162	162	161.75		
	OTHER AGRICULTURAL LABOUR	OTHER AGRICULTURAL LABOUR	M	170	190	190	190	190	190	190	190	190	190	190	190	190	188.33	
			W	170	190	190	190	190	190	190	190	190	190	190	190	190	188.33	
HERDSMAN	HERDSMAN	M	180	160	160	160	160	160	160	160	200	160	160	160	160	165.00		
District: Navsari																		

Average Daily Agricultural Wages and Non Agricultural Wages (in Rs.) - 2020-21																		
State/District/Center	Labour Category	Labour Type	Gen	Jul	Aug	Sep	Oct	Nov	Dec	Jan	Feb	Mar	Apr	May	Jun	Annual Average		
Center: NAVSARI	SKILLED LABOUR	CARPENTER	M	-	-	-	-	-	-	-	-	500	520	-	-	510.00		
		BLACKSMITH	M	-	-	-	-	-	-	-	-	500	520	-	-	510.00		
		COBBLER	M	-	-	-	-	-	-	-	-	500	520	-	-	510.00		
	FIELD LABOUR	PLOUGHMAN	M	265	265	265	265	265	265	265	265	265	265	265	265	265	265.00	
			W	265	265	265	265	265	265	265	265	265	265	265	265	265	265.00	
		SOWER	M	265	265	265	265	265	265	265	265	265	265	265	265	265	265	265.00
			W	265	265	265	265	265	265	265	265	265	265	265	265	265	265.00	
		WEEDER	M	265	265	265	265	265	265	265	265	265	265	265	265	265	265	265.00
			W	265	265	265	265	265	265	265	265	265	265	265	265	265	265.00	
	REAPER & HARVESTER	M	265	265	265	265	265	265	265	265	265	265	265	265	265	265	265.00	
		W	265	265	265	265	265	265	265	265	265	265	265	265	265	265	265.00	
OTHER AGRICULTURAL LABOUR	OTHER AGRICULTURAL LABOUR	M	265	265	265	265	265	265	265	265	265	265	265	265	265	265.00		
		W	265	265	265	265	265	265	265	265	265	265	265	265	265	265.00		
District: Panch mahals																		
Center: PANCHMAHAL	SKILLED LABOUR	CARPENTER	M	425	425	425	425	500	500	500	500	500	500	500	500	500	475.00	
		BLACKSMITH	M	417	417	417	417	500	500	500	500	500	500	500	500	500	472.33	
		COBBLER	M	442	442	442	417	500	500	500	500	500	500	500	500	500	478.58	
	FIELD LABOUR	PLOUGHMAN	M	175	175	175	175	200	200	200	200	200	200	200	175	200	189.58	
			W	175	175	175	175	200	200	200	200	200	200	200	175	200	189.58	
		WEEDER	M	175	175	175	175	175	175	175	175	175	175	175	175	175	175.00	
			W	175	175	175	175	175	175	175	175	175	175	175	175	175	175.00	
		REAPER & HARVESTER	M	175	175	175	175	175	175	175	175	175	175	175	175	175	175.00	
			W	175	175	175	175	175	175	175	175	175	175	175	175	175	175.00	
	OTHER AGRICULTURAL LABOUR	OTHER AGRICULTURAL LABOUR	M	175	175	175	175	175	175	175	175	175	175	175	175	175	175.00	
			W	175	175	175	175	175	175	175	175	175	175	175	175	175	175.00	
District: Patan																		
Center: PATAN	SKILLED LABOUR	CARPENTER	M	-	478	478	-	-	-	-	533	520	-	500	-	501.80		
		BLACKSMITH	M	488	478	478	-	533	-	-	533	520	-	500	533	507.88		
		COBBLER	M	-	478	478	-	-	-	-	533	520	-	500	-	501.80		
	FIELD LABOUR	PLOUGHMAN	M	253	252	252	252	256	256	256	256	256	256	252	256	254.42		
			W	243	243	243	243	241	241	240	241	241	241	241	243	241	241.75	
		SOWER	M	215	213	213	213	213	213	215	213	213	213	213	213	213	213.33	
			W	215	213	213	213	213	213	215	213	213	213	213	213	213	213.33	
		WEEDER	M	198	198	198	198	198	198	198	198	198	198	198	198	198	198.00	
			W	185	187	187	187	187	187	185	187	187	187	187	187	187	186.67	
	REAPER & HARVESTER	M	200	198	198	198	198	198	198	200	198	198	198	198	198	198.33		
		W	188	187	187	187	187	187	187	188	187	187	187	187	187	187.17		
OTHER AGRICULTURAL LABOUR	OTHER AGRICULTURAL LABOUR	M	210	209	209	209	209	209	210	209	209	209	209	209	209.17			
		W	198	198	198	198	198	198	198	198	198	198	198	198	198	198.00		
District: Porbandar																		

Average Daily Agricultural Wages and Non Agricultural Wages (in Rs.) - 2020-21																		
State/District/Center	Labour Category	Labour Type	Gen	Jul	Aug	Sep	Oct	Nov	Dec	Jan	Feb	Mar	Apr	May	Jun	Annual Average		
Center: PORBANDAR	SKILLED LABOUR	CARPENTER	M	500	500	500	500	500	500	500	500	500	500	500	500	500.00		
		BLACKSMITH	M	500	500	400	500	500	500	500	500	500	500	500	500	450	487.50	
		COBBLER	M	300	500	400	500	500	500	500	500	500	500	500	500	350	462.50	
	FIELD LABOUR	PLOUGHMAN	M	350	325	325	325	425	425	425	425	425	425	425	425	400	391.67	
			W	350	350	350	350	350	350	350	350	350	350	350	350	350	500	362.50
		SOWER	M	350	350	350	350	350	350	350	350	350	350	350	350	350	350	350.00
			W	350	350	350	350	350	350	350	350	350	350	350	350	350	350	350.00
		WEEDER	M	300	325	325	325	325	325	325	325	325	325	325	325	325	325	322.92
			W	300	325	325	325	325	325	325	325	325	325	325	325	325	325	322.92
		REAPER & HARVESTER	M	375	338	338	338	338	338	338	338	338	338	338	338	338	338	341.08
			W	375	338	338	338	338	338	338	338	338	338	338	338	338	338	341.08
	OTHER AGRICULTURAL LABOUR	OTHER AGRICULTURAL LABOUR	M	300	338	338	338	338	338	338	338	338	338	338	338	338	338	334.83
			W	300	338	338	338	338	338	338	338	338	338	338	338	338	338	334.83
	HERDSMAN	HERDSMAN	M	200	250	250	250	250	250	250	250	250	250	250	250	250	250	245.83
W			200	250	250	250	250	250	250	250	250	250	250	250	250	250	245.83	
District: Rajkot																		
Center: RAJKOT	SKILLED LABOUR	CARPENTER	M	513	520	520	520	520	520	520	525	520	520	520	520	519.83		
		BLACKSMITH	M	513	520	520	520	520	520	520	525	520	520	520	520	520	519.83	
		COBBLER	M	513	520	520	520	500	520	525	520	510	520	520	520	520	517.33	
	FIELD LABOUR	PLOUGHMAN	M	303	302	302	302	302	302	302	300	302	302	302	302	302	301.92	
			W	303	302	302	302	302	302	302	300	302	302	302	302	302	302	301.92
		SOWER	M	303	302	302	302	302	302	302	302	300	302	302	302	302	302	301.92
			W	303	302	302	302	302	302	302	302	300	302	302	302	302	302	301.92
		WEEDER	M	303	302	302	302	302	302	302	302	300	302	302	302	302	302	301.92
			W	303	302	302	302	302	302	302	302	300	302	302	302	302	302	301.92
		REAPER & HARVESTER	M	303	302	302	302	302	302	302	302	300	302	302	302	302	302	301.92
			W	303	302	302	302	302	302	302	302	300	302	302	302	302	302	301.92
	OTHER AGRICULTURAL LABOUR	OTHER AGRICULTURAL LABOUR	M	290	292	292	292	292	292	292	288	292	292	292	292	292	291.50	
			W	290	292	292	292	292	292	292	288	292	292	292	292	292	292	291.50
	HERDSMAN	HERDSMAN	M	200	200	200	200	200	200	200	200	200	200	200	200	200	200.00	
W			150	150	150	150	200	200	200	200	200	200	200	150	200	179.17		
District: Sabar kantha																		
Center: SABARKANTHA	FIELD LABOUR	PLOUGHMAN	M	178	178	178	265	265	265	265	265	265	265	265	265	265	243.25	
			W	178	178	178	-	-	-	-	-	-	-	-	-	-	178.00	
		SOWER	M	178	178	178	265	265	265	265	265	265	265	265	265	265	-	241.27
			W	178	178	178	265	265	265	265	265	265	265	265	265	265	265	243.25
		WEEDER	M	178	178	178	265	265	265	265	265	265	265	265	265	265	265	243.25
			W	178	178	178	265	265	265	265	265	265	265	265	265	265	265	243.25
		REAPER & HARVESTER	M	178	178	178	265	265	265	265	265	265	265	265	265	265	265	243.25
			W	178	178	178	265	265	265	265	265	265	265	265	265	265	265	243.25
OTHER AGRICULTURAL LABOUR	OTHER AGRICULTURAL LABOUR	M	178	178	178	265	265	265	265	265	265	265	265	265	265	243.25		
		W	178	178	178	265	265	265	265	265	265	265	265	265	265	265	243.25	
District: Surat																		

Average Daily Agricultural Wages and Non Agricultural Wages (in Rs.) - 2020-21																		
State/District/Center	Labour Category	Labour Type	Gen	Jul	Aug	Sep	Oct	Nov	Dec	Jan	Feb	Mar	Apr	May	Jun	Annual Average		
Center: SURAT	SKILLED LABOUR	CARPENTER	M	550	400	400	400	520	520	520	520	520	520	500	520	490.83		
		BLACKSMITH	M	550	400	400	400	520	520	520	520	520	520	500	520	490.83		
		COBBLER	M	550	400	400	400	-	-	520	-	520	520	500	-	476.25		
	FIELD LABOUR	PLOUGHMAN	M	378	250	250	250	250	250	250	250	250	200	200	250	250	252.33	
			SOWER	M	318	200	200	200	200	200	200	200	200	200	200	200	200	209.83
		WEEDER	M	194	200	200	200	200	200	200	200	200	200	200	200	200	200	199.50
			W	194	200	200	200	200	200	200	200	200	200	200	200	200	200	199.50
		REAPER & HARVESTER	M	194	200	200	200	200	200	200	200	200	200	200	200	200	200	199.50
			W	194	200	200	200	200	200	200	200	200	200	200	200	200	200	199.50
		OTHER AGRICULTURAL LABOUR	OTHER AGRICULTURAL LABOUR	M	164	200	200	200	200	200	200	200	200	200	200	200	200	197.00
	W			164	200	200	200	200	200	200	200	200	200	200	200	200	200	197.00
District: Surendranagar																		
Center: SURENDRANANAGAR	SKILLED LABOUR	CARPENTER	M	-	520	520	500	-	-	-	-	510	520	500	-	511.67		
		BLACKSMITH	M	-	520	520	500	-	-	-	-	510	520	500	-	511.67		
		COBBLER	M	-	520	520	500	-	-	-	-	510	520	500	-	511.67		
	FIELD LABOUR	PLOUGHMAN	M	332	332	332	332	327	327	327	327	327	327	332	342	330.33		
			SOWER	M	330	330	330	330	327	327	327	327	327	327	330	334	328.83	
		WEEDER	M	300	300	300	300	302	302	302	302	302	302	302	300	317	302.42	
			W	279	279	279	279	281	281	281	281	281	281	279	295	281.33		
		REAPER & HARVESTER	M	318	318	318	318	320	320	320	320	320	320	320	318	335	320.42	
			W	306	306	306	306	308	308	308	308	308	308	308	306	320	308.17	
	OTHER AGRICULTURAL LABOUR	OTHER AGRICULTURAL LABOUR	M	289	289	289	289	289	289	289	289	289	289	289	289	305	290.33	
			W	278	278	278	278	278	278	278	278	278	278	278	278	290	279.00	
District: Tapi																		
Center: TAPI	SKILLED LABOUR	CARPENTER	M	450	460	460	460	500	500	500	500	500	500	500	500	500	485.83	
		BLACKSMITH	M	450	460	460	460	500	500	500	500	500	500	500	500	500	485.83	
		COBBLER	M	450	460	460	460	500	500	500	500	500	500	500	500	500	485.83	
	FIELD LABOUR	PLOUGHMAN	M	240	240	240	240	240	240	240	240	240	240	240	240	240	240.00	
			SOWER	M	188	188	188	188	188	188	188	188	188	200	200	188	188	190.00
		WEEDER	W	220	220	220	220	220	220	220	220	220	220	220	220	220	220.00	
			M	160	160	160	160	160	160	160	160	160	160	160	160	160	160.00	
		REAPER & HARVESTER	W	160	160	160	160	160	160	160	160	160	160	160	160	160	160.00	
			M	160	160	160	160	160	160	160	160	160	160	160	160	160	160.00	
		W	160	160	160	160	160	160	160	160	160	160	160	160	160	160.00		
	OTHER AGRICULTURAL LABOUR	OTHER AGRICULTURAL LABOUR	M	160	160	160	160	160	160	160	160	160	160	160	160	160	160.00	
			W	145	145	145	145	145	145	145	145	145	145	145	145	145	145.00	
	HERDSMAN	HERDSMAN	M	100	100	100	100	200	200	150	170	150	150	100	170	140.83		
W			100	100	100	100	200	200	150	170	150	150	100	170	140.83			
District: Vadodara																		

Average Daily Agricultural Wages and Non Agricultural Wages (in Rs.) - 2020-21																		
State/District/Center	Labour Category	Labour Type	Gen	Jul	Aug	Sep	Oct	Nov	Dec	Jan	Feb	Mar	Apr	May	Jun	Annual Average		
Center: VADODARA	FIELD LABOUR	PLOUGHMAN	M	250	250	250	250	250	250	250	250	250	250	250	250	250.00		
			W	250	250	250	250	250	250	250	250	250	250	250	250	250	250.00	
		SOWER	M	-	-	-	-	-	-	-	-	-	-	-	250	-	-	250.00
			W	-	-	-	-	-	-	-	-	-	-	-	250	-	-	250.00
		WEEDER	M	-	-	-	-	-	-	-	-	-	-	-	250	-	-	250.00
			W	-	-	-	-	-	-	-	-	-	-	-	250	-	-	250.00
		REAPER & HARVESTER	M	-	-	-	-	-	-	-	-	-	-	-	250	-	-	250.00
			W	-	-	-	-	-	-	-	-	-	-	-	250	-	-	250.00
	OTHER AGRICULTURAL LABOUR	OTHER AGRICULTURAL LABOUR	M	250	250	250	250	250	250	250	250	250	250	250	250	250	250.00	
			W	250	250	250	250	250	250	250	250	250	250	250	250	250	250.00	
	HERDSMAN	HERDSMAN	M	217	217	217	217	217	217	217	217	217	217	217	217	217	217.00	
	District: Valsad																	
Center: VALSAD	FIELD LABOUR	PLOUGHMAN	M	251	248	248	248	248	248	248	248	248	248	248	248	265	249.67	
			W	251	248	248	248	248	248	248	248	248	248	248	248	248	265	249.67
		SOWER	M	251	248	248	248	248	248	248	248	248	248	248	248	248	265	249.67
			W	251	248	248	248	248	248	248	248	248	248	248	248	248	265	249.67
		WEEDER	M	251	248	248	248	248	248	248	248	248	248	248	248	248	265	249.67
			W	251	248	248	248	248	248	248	248	248	248	248	248	248	265	249.67
		REAPER & HARVESTER	M	251	248	248	248	248	248	248	248	248	248	248	248	248	265	249.67
			W	251	248	248	248	248	248	248	248	248	248	248	248	248	265	249.67
	OTHER AGRICULTURAL LABOUR	OTHER AGRICULTURAL LABOUR	M	251	248	248	248	248	248	248	248	248	248	248	248	248	265	249.67
			W	251	248	248	248	248	248	248	248	248	248	248	248	248	265	249.67
	Table 7.7																	
	State: Haryana																	
District: Ambala																		
Center: SHAHPUR	SKILLED LABOUR	CARPENTER	M	500	500	500	500	500	500	500	500	500	500	500	500	500.00		
		BLACKSMITH	M	500	500	500	500	500	500	500	500	500	500	500	500	500	500.00	
	FIELD LABOUR	PLOUGHMAN	M	400	400	400	400	400	400	400	400	400	400	400	400	400	400.00	
			W	350	350	350	350	350	350	350	350	350	350	350	350	350	350.00	
		SOWER	M	400	400	400	400	400	400	400	400	400	400	400	400	400	400.00	
			W	400	400	400	400	400	400	400	400	400	400	400	400	400	400.00	
		WEEDER	M	400	400	400	400	400	400	400	400	400	400	400	400	400	400.00	
			W	400	400	400	400	400	400	400	400	400	400	400	400	400	400.00	
	REAPER & HARVESTER	M	400	400	400	400	400	400	400	400	400	400	400	400	400	400.00		
		W	400	400	400	400	400	400	400	400	400	400	400	400	400	400.00		
	OTHER AGRICULTURAL LABOUR	OTHER AGRICULTURAL LABOUR	M	400	400	400	400	400	400	400	400	400	400	400	400	400	400.00	
			W	350	350	350	350	350	350	350	350	350	350	350	350	350	350.00	
District: Bhiwani																		
Center: CHONG	SKILLED LABOUR	CARPENTER	M	700	700	700	700	700	700	700	700	700	700	700	700	700.00		
		BLACKSMITH	M	700	-	-	700	700	700	700	700	700	700	700	700	700	700.00	
	FIELD LABOUR	PLOUGHMAN	M	400	500	500	500	500	500	500	500	500	500	500	500	500	491.67	
			W	400	500	500	500	500	500	500	500	500	500	500	500	500	491.67	
		SOWER	M	400	500	500	500	500	500	500	500	500	500	500	500	500	500.00	
			W	500	400	400	500	500	500	500	500	500	500	500	500	500	483.33	
		WEEDER	M	500	-	500	500	500	500	500	500	500	500	500	500	500	500.00	
			W	500	-	400	500	500	500	500	500	500	500	500	500	500	490.91	
	REAPER & HARVESTER	M	500	-	500	500	500	500	500	500	500	500	500	500	500	500.00		
		W	500	-	400	500	500	500	500	500	500	500	500	500	500	483.33		
	OTHER AGRICULTURAL LABOUR	OTHER AGRICULTURAL LABOUR	M	500	500	500	500	500	500	500	500	500	500	500	500	500	500.00	
			W	500	400	400	500	500	500	500	500	500	500	500	500	500	483.33	
District: Charki dadri																		

Average Daily Agricultural Wages and Non Agricultural Wages (in Rs.) - 2020-21																		
State/District/Center	Labour Category	Labour Type	Gen	Jul	Aug	Sep	Oct	Nov	Dec	Jan	Feb	Mar	Apr	May	Jun	Annual Average		
Center: IMLOTA	SKILLED LABOUR	CARPENTER	M	700	700	700	700	700	700	700	700	700	700	700	700	700.00		
		BLACKSMITH	M	700	700	700	700	700	700	700	700	700	700	700	700	700.00		
	FIELD LABOUR	PLOUGHMAN	M	450	550	550	550	550	550	550	550	550	550	450	450	500	520.83	
			SOWER	M	450	550	550	550	550	550	550	550	550	550	450	450	500	520.83
		WEEDER	M	450	450	450	450	450	450	450	450	450	450	450	450	450	450	450.00
			W	450	450	450	450	450	450	450	450	450	450	450	450	450	450	450.00
		REAPER & HARVESTER	M	500	500	500	500	500	500	500	500	500	500	500	500	500	500	500.00
			W	500	500	500	500	500	500	500	500	500	500	500	500	500	500	500.00
	OTHER AGRICULTURAL LABOUR	OTHER AGRICULTURAL LABOUR	M	500	500	500	500	500	500	500	500	500	500	500	500	500	500.00	
			W	500	500	500	500	500	500	500	500	500	500	500	500	500	500.00	
District: Faridabad																		
Center: SIKRI	SKILLED LABOUR	CARPENTER	M	600	600	600	600	600	600	600	600	600	600	600	600	600	600.00	
		BLACKSMITH	M	600	600	600	600	600	600	600	600	600	600	600	600	600	600.00	
	FIELD LABOUR	PLOUGHMAN	M	500	600	600	600	600	600	600	600	600	600	600	600	600	591.67	
			SOWER	M	500	600	600	600	600	600	600	600	600	600	600	600	600	591.67
		WEEDER	M	450	450	450	450	450	450	450	450	450	450	450	450	450	450	450.00
			W	400	400	400	400	400	400	400	400	400	400	400	400	400	400	400.00
		REAPER & HARVESTER	M	550	550	550	550	550	550	550	550	550	550	550	500	500	500	537.50
			W	400	400	400	400	400	400	400	400	400	400	400	450	400	450	408.33
	OTHER AGRICULTURAL LABOUR	OTHER AGRICULTURAL LABOUR	M	400	400	400	400	400	400	400	400	400	400	400	400	400	400.00	
			W	400	400	400	400	400	400	400	400	400	400	400	400	400	400.00	
District: Fatehabad																		
Center: DRYAPUR	SKILLED LABOUR	CARPENTER	M	650	650	650	650	650	650	650	650	650	650	650	700	700	658.33	
		BLACKSMITH	M	650	650	650	650	650	650	650	650	650	650	650	700	700	658.33	
	FIELD LABOUR	PLOUGHMAN	M	400	400	400	400	400	400	400	400	400	400	400	400	400	400.00	
			SOWER	M	450	450	450	450	450	450	450	450	450	450	450	450	450	450.00
		WEEDER	M	400	400	400	400	400	400	400	400	400	400	400	400	400	400	400.00
			W	350	350	350	350	350	350	350	350	350	350	350	350	350	350	350.00
		REAPER & HARVESTER	M	400	400	400	400	400	400	400	400	400	400	400	400	400	400	400.00
			W	350	400	400	400	400	400	400	400	400	400	400	400	400	400	395.83
	OTHER AGRICULTURAL LABOUR	OTHER AGRICULTURAL LABOUR	M	400	400	400	400	400	400	400	400	400	400	400	400	400	400.00	
			W	350	350	350	350	350	350	350	350	350	350	350	350	350	350.00	
District: Gurgaon																		
Center: BHORAKALAN	SKILLED LABOUR	CARPENTER	M	700	700	700	700	700	700	700	700	700	700	700	700	700	700.00	
		BLACKSMITH	M	700	700	700	700	700	700	700	700	700	700	700	700	700	700.00	
	FIELD LABOUR	PLOUGHMAN	M	700	700	700	700	700	700	700	700	700	700	700	700	700	700.00	
			SOWER	M	550	600	600	600	600	600	600	600	600	600	600	600	600	595.83
		WEEDER	M	400	500	600	600	600	600	600	600	600	600	600	600	600	600	575.00
			W	350	450	500	500	500	500	500	500	500	500	500	500	500	500	483.33
		REAPER & HARVESTER	M	450	450	500	500	500	500	500	500	500	500	500	500	500	500	491.67
			W	400	400	450	450	450	450	450	450	450	450	450	450	450	450	441.67
	OTHER AGRICULTURAL LABOUR	OTHER AGRICULTURAL LABOUR	M	400	400	500	500	500	500	500	500	500	500	500	500	500	500	483.33
			W	350	350	400	400	400	400	400	400	400	400	400	400	400	400	391.67
District: Hisar																		

Average Daily Agricultural Wages and Non Agricultural Wages (in Rs.) - 2020-21																		
State/District/Center	Labour Category	Labour Type	Gen	Jul	Aug	Sep	Oct	Nov	Dec	Jan	Feb	Mar	Apr	May	Jun	Annual Average		
Center: MANGALI	SKILLED LABOUR	CARPENTER	M	700	700	700	700	700	700	700	700	700	700	700	700	700.00		
		BLACKSMITH	M	600	600	600	600	600	600	600	600	600	600	700	700	700	625.00	
	FIELD LABOUR	PLOUGHMAN	M	450	450	450	450	450	450	500	450	450	450	500	500	500	466.67	
		SOWER	M	450	450	450	450	450	450	500	450	450	450	500	500	500	466.67	
		WEEDER	M	400	400	400	400	400	400	400	400	400	400	450	450	450	412.50	
		REAPER & HARVESTER	M	400	400	400	400	400	400	400	400	400	400	500	500	-	418.18	
			W	400	400	400	400	400	400	400	400	400	400	-	500	-	410.00	
		OTHER AGRICULTURAL LABOUR	OTHER AGRICULTURAL LABOUR	M	400	400	400	400	400	400	400	400	400	400	500	-	500	418.18
	W			400	400	400	400	400	400	400	400	400	400	500	-	500	418.18	
	District: Jhajjar																	
Center: JAHJGARH	SKILLED LABOUR	CARPENTER	M	700	700	700	700	700	700	700	700	700	700	700	700	700.00		
		BLACKSMITH	M	600	600	600	600	600	600	600	600	600	600	600	600	600	600.00	
	FIELD LABOUR	PLOUGHMAN	M	500	500	500	500	500	500	500	500	500	500	600	600	600	525.00	
		SOWER	M	500	500	500	500	500	500	500	500	500	500	500	500	500	500.00	
		WEEDER	M	450	450	450	450	450	450	450	450	450	450	450	450	450	450	450.00
			W	400	400	400	400	400	400	400	400	400	400	400	400	300	400	391.67
		REAPER & HARVESTER	M	500	500	500	400	500	500	500	500	500	500	500	500	400	500	483.33
			W	450	450	450	350	450	450	450	450	450	450	450	450	350	450	433.33
	OTHER AGRICULTURAL LABOUR	OTHER AGRICULTURAL LABOUR	M	500	500	500	500	500	500	500	500	500	500	500	350	500	487.50	
			W	400	400	400	400	400	400	400	400	400	400	400	400	300	400	391.67
District: Jind																		
Center: GATAULI	SKILLED LABOUR	CARPENTER	M	710	710	710	710	710	710	710	710	710	760	710	710	714.17		
	FIELD LABOUR	PLOUGHMAN	M	500	500	500	500	500	500	500	500	500	550	500	500	504.17		
		SOWER	M	500	500	500	500	500	500	500	500	500	550	500	500	504.17		
		WEEDER	M	500	500	500	500	500	500	500	500	500	500	500	500	500	500.00	
			W	500	500	500	500	500	500	500	500	500	500	500	500	500	500.00	
	OTHER AGRICULTURAL LABOUR	OTHER AGRICULTURAL LABOUR	M	510	510	510	510	510	510	510	510	510	510	510	510	510.00		
District: Kaithal																		
Center: DHAND	SKILLED LABOUR	CARPENTER	M	700	700	700	700	700	700	700	700	700	750	800	800	720.83		
		BLACKSMITH	M	700	700	700	700	700	700	700	700	750	750	750	800	800	729.17	
	FIELD LABOUR	WEEDER	M	500	500	500	500	500	500	500	500	500	500	500	500	500	500.00	
		REAPER & HARVESTER	M	400	450	450	450	450	450	450	500	500	500	500	500	500	470.83	
			W	350	400	400	400	400	400	400	300	350	350	350	350	350	366.67	
		OTHER AGRICULTURAL LABOUR	OTHER AGRICULTURAL LABOUR	M	350	400	400	400	400	400	400	400	400	400	450	500	500	416.67
W	-			-	-	-	-	-	-	200	300	300	300	300	350	291.67		
District: Karnal																		
Center: JHANJHADI	SKILLED LABOUR	CARPENTER	M	500	500	500	500	550	500	500	500	500	500	500	500	504.17		
		BLACKSMITH	M	400	400	400	400	400	400	400	400	400	400	400	400	400	400.00	
	FIELD LABOUR	SOWER	M	400	400	400	400	400	400	400	400	400	400	400	400	400	400.00	
			W	350	350	350	350	350	350	350	350	350	350	350	350	350	350.00	
		WEEDER	M	400	400	400	400	400	400	400	400	400	400	400	400	400	400.00	
			W	300	300	300	300	300	300	300	300	300	300	350	300	300	304.17	
		REAPER & HARVESTER	M	400	400	400	400	400	400	400	400	400	400	400	400	400	400.00	
			W	350	350	350	350	350	350	350	350	350	350	350	350	350	350.00	
	OTHER AGRICULTURAL LABOUR	OTHER AGRICULTURAL LABOUR	M	400	400	400	400	400	400	400	400	400	400	400	400	400	400.00	
			W	300	300	300	300	300	300	300	300	300	300	300	300	300	300.00	
District: Kurukshetra																		

Average Daily Agricultural Wages and Non Agricultural Wages (in Rs.) - 2020-21																		
State/District/Center	Labour Category	Labour Type	Gen	Jul	Aug	Sep	Oct	Nov	Dec	Jan	Feb	Mar	Apr	May	Jun	Annual Average		
Center: JHANSA	SKILLED LABOUR	CARPENTER	M	500	500	600	600	600	600	600	600	600	600	600	600	583.33		
		BLACKSMITH	M	400	400	500	500	500	500	500	500	500	500	500	500	500	483.33	
	FIELD LABOUR	PLOUGHMAN	M	350	350	350	350	350	350	350	350	350	350	350	350	350	350.00	
		SOWER	M	350	350	350	350	350	350	350	350	350	350	350	350	350	350.00	
		WEEDER	M	300	300	350	350	350	350	350	350	350	350	350	350	350	350	341.67
			W	350	350	350	350	350	350	350	350	350	350	350	350	350	350	350.00
		REAPER & HARVESTER	M	350	350	350	350	350	350	350	350	350	350	350	350	350	350	350.00
			W	300	300	300	300	300	300	300	300	300	300	300	300	300	300	300.00
	OTHER AGRICULTURAL LABOUR	OTHER AGRICULTURAL LABOUR	M	350	350	350	350	400	350	350	350	350	350	350	350	350	350	354.17
			W	300	300	300	300	350	300	300	300	300	300	300	300	300	300	304.17
District: Mahendragarh																		
Center: SHERPUR	SKILLED LABOUR	CARPENTER	M	700	700	700	700	700	700	700	700	700	700	700	700	700	700.00	
		BLACKSMITH	M	500	500	500	500	500	500	500	500	500	500	700	700	700	550.00	
	FIELD LABOUR	PLOUGHMAN	M	550	550	600	600	600	700	700	700	700	700	700	700	700	650.00	
		SOWER	M	600	600	600	600	600	700	700	700	700	700	700	700	700	658.33	
		WEEDER	M	500	500	500	500	500	500	500	500	500	500	500	500	500	500	500.00
			W	500	500	500	500	500	500	500	500	500	500	500	500	500	500	500.00
		REAPER & HARVESTER	M	500	500	500	500	500	500	500	500	500	500	500	500	500	500	500.00
			W	500	500	500	500	500	500	500	500	500	500	500	500	500	500	500.00
	OTHER AGRICULTURAL LABOUR	OTHER AGRICULTURAL LABOUR	M	500	500	500	500	500	500	500	500	500	500	500	500	500	500.00	
			W	450	450	450	450	450	450	450	450	500	500	500	500	500	500	470.83
District: Mewat																		
Center: SAKRAS	SKILLED LABOUR	CARPENTER	M	400	400	400	400	400	400	400	400	400	400	400	400	600	416.67	
		BLACKSMITH	M	400	400	400	400	400	400	400	400	400	400	400	400	550	412.50	
	FIELD LABOUR	PLOUGHMAN	M	350	350	350	350	350	350	350	400	400	400	400	400	500	383.33	
		SOWER	M	350	350	350	350	350	350	350	400	400	400	400	400	500	383.33	
			W	300	300	300	300	300	300	300	350	350	350	350	350	450	333.33	
		WEEDER	M	400	400	400	400	400	400	400	400	400	400	400	400	500	408.33	
			W	350	350	350	350	350	350	350	350	350	350	350	350	450	358.33	
		REAPER & HARVESTER	M	350	350	350	350	350	350	350	350	350	350	350	350	550	366.67	
	W		300	300	300	300	300	300	300	300	300	300	300	300	450	312.50		
	OTHER AGRICULTURAL LABOUR	OTHER AGRICULTURAL LABOUR	M	350	350	350	350	350	350	350	350	350	350	350	350	500	362.50	
W			300	300	300	300	300	300	300	300	300	300	300	300	400	308.33		
District: Palwal																		
Center: KHATLA SHARAI	SKILLED LABOUR	CARPENTER	M	650	650	650	650	650	650	650	650	650	650	650	700	700	658.33	
		BLACKSMITH	M	650	650	650	650	650	650	650	650	650	650	650	700	700	658.33	
	FIELD LABOUR	PLOUGHMAN	M	650	650	600	600	600	600	600	600	600	600	600	600	600	608.33	
		SOWER	M	650	650	550	550	550	550	550	550	550	550	600	600	600	579.17	
		WEEDER	M	450	450	450	450	450	450	450	450	450	450	500	500	500	462.50	
			W	400	400	400	400	400	400	400	400	400	400	400	400	400	400.00	
		REAPER & HARVESTER	M	450	450	450	450	450	450	450	450	450	450	450	550	550	466.67	
			W	400	400	400	400	400	400	400	400	400	400	400	450	450	408.33	
	OTHER AGRICULTURAL LABOUR	OTHER AGRICULTURAL LABOUR	M	400	400	400	400	450	400	400	450	450	500	500	500	500	437.50	
			W	350	350	350	350	400	350	350	400	400	400	450	450	450	383.33	
District: Panchkula																		

Average Daily Agricultural Wages and Non Agricultural Wages (in Rs.) - 2020-21																	
State/District/Center	Labour Category	Labour Type	Gen	Jul	Aug	Sep	Oct	Nov	Dec	Jan	Feb	Mar	Apr	May	Jun	Annual Average	
Center: BARWALA	SKILLED LABOUR	CARPENTER	M	500	500	500	500	500	500	500	500	500	500	500	500	500.00	
		BLACKSMITH	M	500	600	600	600	600	600	600	600	600	600	600	600	600	591.67
	FIELD LABOUR	PLOUGHMAN	M	600	600	600	600	600	600	600	600	600	600	600	600	600	600.00
		SOWER	M	400	400	400	400	400	400	400	400	400	400	400	400	400	400.00
		WEEDER	M	400	400	400	400	400	400	400	400	400	400	400	400	400	400.00
		REAPER & HARVESTER	M	400	400	400	400	400	400	400	400	400	400	400	400	400	400.00
			W	350	350	350	350	350	350	350	350	350	350	350	350	350	350.00
	OTHER AGRICULTURAL LABOUR	OTHER AGRICULTURAL LABOUR	M	400	400	400	400	400	400	400	400	400	400	400	400	400	400.00
	W	350	350	350	350	350	350	350	350	350	350	350	350	350	350	350.00	
	District: Panipat																
Center: UGGERKHER	SKILLED LABOUR	CARPENTER	M	550	550	550	550	550	550	550	550	550	700	700	700	587.50	
		BLACKSMITH	M	400	400	400	400	400	400	400	400	400	400	550	550	550	437.50
	FIELD LABOUR	PLOUGHMAN	M	400	400	400	400	400	400	400	400	400	400	550	550	550	437.50
		SOWER	M	400	400	400	400	400	400	400	400	400	400	550	550	550	437.50
			W	300	300	300	300	300	300	300	300	300	300	450	450	450	337.50
		WEEDER	M	400	400	400	400	400	400	400	400	400	400	550	550	550	437.50
			W	300	300	300	300	300	300	300	300	300	300	450	450	450	337.50
		REAPER & HARVESTER	M	400	400	400	400	400	400	400	400	400	400	550	550	550	437.50
	W		350	350	350	350	350	350	350	350	350	350	450	450	450	375.00	
	OTHER AGRICULTURAL LABOUR	OTHER AGRICULTURAL LABOUR	M	400	400	400	400	400	400	400	400	400	550	550	550	437.50	
W	300	300	300	300	300	300	300	300	300	300	300	450	450	450	337.50		
District: Rewari																	
Center: MANETHI	SKILLED LABOUR	CARPENTER	M	650	650	650	650	650	650	650	700	700	700	700	700	670.83	
		BLACKSMITH	M	650	650	650	650	650	650	650	700	700	700	700	700	700	670.83
	FIELD LABOUR	PLOUGHMAN	M	500	500	500	500	500	500	500	500	500	500	500	500	500.00	
		SOWER	M	500	500	500	500	500	500	500	500	500	500	500	500	500.00	
		WEEDER	M	450	450	450	450	450	450	450	450	450	450	450	450	450	450.00
			W	450	450	450	450	450	450	450	450	450	450	400	450	450	445.83
		REAPER & HARVESTER	M	500	500	500	500	500	500	500	500	500	500	500	500	500	500.00
			W	500	500	500	500	500	500	500	500	500	500	500	500	500	500.00
	OTHER AGRICULTURAL LABOUR	OTHER AGRICULTURAL LABOUR	M	500	500	500	500	500	500	500	500	500	500	500	500	500.00	
	W	500	500	500	500	500	500	500	500	500	500	500	500	500	500	500.00	
District: Rohtak																	
Center: SUNDERPUR	SKILLED LABOUR	CARPENTER	M	450	450	450	450	450	450	450	450	450	450	450	450	450.00	
		BLACKSMITH	M	450	450	450	450	450	450	450	450	450	450	450	450	450.00	
	FIELD LABOUR	PLOUGHMAN	M	600	600	600	600	600	600	600	600	600	600	600	600	600.00	
		SOWER	M	500	500	500	500	500	500	500	500	500	500	500	500	500.00	
		WEEDER	M	450	450	450	450	450	450	450	450	450	450	450	450	450	450.00
			W	300	300	300	300	300	300	300	300	300	300	300	300	300	300.00
		REAPER & HARVESTER	M	400	400	400	400	400	400	400	400	400	400	400	400	400	400.00
			W	300	300	350	350	350	350	350	350	350	350	350	350	350	341.67
	OTHER AGRICULTURAL LABOUR	OTHER AGRICULTURAL LABOUR	M	350	350	350	350	350	350	350	350	350	350	350	350	350.00	
	W	300	300	300	300	300	300	300	300	300	300	300	300	300	300	300.00	
District: Sirsa																	

Average Daily Agricultural Wages and Non Agricultural Wages (in Rs.) - 2020-21																		
State/District/Center	Labour Category	Labour Type	Gen	Jul	Aug	Sep	Oct	Nov	Dec	Jan	Feb	Mar	Apr	May	Jun	Annual Average		
Center: MADHOSINGHANA	SKILLED LABOUR	CARPENTER	M	650	650	650	650	650	650	650	650	650	700	700	700	662.50		
		BLACKSMITH	M	500	500	500	500	500	500	500	500	500	500	500	550	550	508.33	
	FIELD LABOUR	PLOUGHMAN	M	500	500	500	550	550	550	550	550	550	550	500	500	500	525.00	
		SOWER	M	500	500	500	550	550	550	550	550	550	550	500	500	500	525.00	
		WEEDER	M	550	550	550	450	450	450	450	450	450	450	450	450	-	-	480.00
			W	550	550	550	450	450	450	450	450	450	450	450	450	-	-	480.00
		REAPER & HARVESTER	M	450	450	450	500	500	500	500	500	500	500	500	450	-	-	480.00
			W	-	-	-	500	500	500	500	500	500	500	-	-	-	-	500.00
	OTHER AGRICULTURAL LABOUR	OTHER AGRICULTURAL LABOUR	M	400	400	400	400	400	400	400	400	400	400	450	450	450	412.50	
			W	350	350	350	350	350	350	350	350	350	350	400	400	400	362.50	
District: Sonipat																		
Center: MOHANA	SKILLED LABOUR	CARPENTER	M	650	650	650	650	650	650	650	650	700	700	700	700	700	670.83	
		BLACKSMITH	M	650	650	650	650	650	650	650	650	700	700	700	700	700	670.83	
	FIELD LABOUR	PLOUGHMAN	M	600	600	600	600	600	600	600	600	600	600	600	700	700	616.67	
		SOWER	M	600	600	600	600	600	600	600	600	600	600	600	700	700	616.67	
		WEEDER	M	450	450	450	400	450	450	450	450	500	400	500	500	500	458.33	
			W	350	350	300	300	300	300	300	300	400	300	400	400	400	341.67	
		REAPER & HARVESTER	M	400	400	400	400	400	400	400	400	400	-	400	400	400	400	400.00
			W	400	400	400	350	400	400	400	400	-	350	400	400	400	400	390.91
	OTHER AGRICULTURAL LABOUR	OTHER AGRICULTURAL LABOUR	M	450	450	450	450	450	450	450	450	500	500	500	500	500	470.83	
			W	350	350	350	350	350	350	350	350	400	400	400	400	400	370.83	
District: Yamunanagar																		
Center: CHURHAPURKALAN	SKILLED LABOUR	CARPENTER	M	500	500	500	500	500	500	500	500	500	500	500	500	500.00		
		BLACKSMITH	M	500	500	500	500	500	500	500	500	500	500	500	500	500	500.00	
	FIELD LABOUR	PLOUGHMAN	M	400	400	400	400	400	400	400	400	400	400	400	400	400	400.00	
		SOWER	M	400	400	400	400	400	400	400	400	400	400	400	400	400	400.00	
		WEEDER	M	400	400	400	400	400	400	400	400	400	400	400	400	400	400.00	
			W	400	400	400	400	400	400	400	400	400	400	400	400	400	400.00	
		REAPER & HARVESTER	M	450	450	450	450	450	450	450	450	450	450	450	450	450	450	450.00
			W	400	400	400	400	400	400	400	400	400	400	400	400	400	400	400.00
	OTHER AGRICULTURAL LABOUR	OTHER AGRICULTURAL LABOUR	M	400	400	400	400	400	400	400	400	400	400	400	400	400	400.00	
			W	350	350	350	350	350	350	350	350	350	350	350	350	350	350.00	
Table 5.8																		
State: Himachal Pradesh																		
District: Bilaspur																		
Center: GHUMARWIN	SKILLED LABOUR	CARPENTER	M	550	550	550	550	550	550	550	550	550	550	550	550	550.00		
		BLACKSMITH	M	550	550	550	550	550	550	550	550	550	550	550	550	550	550.00	
		COBBLER	M	550	550	550	550	550	550	550	550	550	550	550	550	550	550.00	
	FIELD LABOUR	PLOUGHMAN	M	550	550	550	550	550	550	550	570	570	570	570	570	570	560.00	
			W	400	400	400	400	400	400	400	400	400	400	400	400	400	400.00	
		SOWER	M	400	400	400	400	400	400	400	400	400	400	400	400	400	400.00	
			W	400	400	400	400	400	400	400	400	400	400	400	400	400	400.00	
		WEEDER	M	350	350	350	350	350	350	350	350	350	350	350	350	350	350.00	
			W	350	350	350	350	350	350	350	350	350	350	350	350	350	350.00	
		REAPER & HARVESTER	M	400	400	400	400	400	400	400	400	400	400	400	400	400	400.00	
			W	400	400	400	400	400	400	400	400	400	400	400	400	400	400.00	
	OTHER AGRICULTURAL LABOUR	OTHER AGRICULTURAL LABOUR	M	350	350	350	350	350	350	350	350	350	350	350	350	350	350.00	
			W	350	350	350	350	350	350	350	350	350	350	350	350	350	350.00	
	HERDSMAN	HERDSMAN	M	350	350	350	350	350	350	350	350	350	350	350	350	350	350.00	
W			350	350	350	350	350	350	350	350	350	350	350	350	350	350.00		
District: Chamba																		

Average Daily Agricultural Wages and Non Agricultural Wages (in Rs.) - 2020-21																	
State/District/Center	Labour Category	Labour Type	Gen	Jul	Aug	Sep	Oct	Nov	Dec	Jan	Feb	Mar	Apr	May	Jun	Annual Average	
Center: CHAMBA	SKILLED LABOUR	CARPENTER	M	450	450	450	450	450	450	450	450	450	450	450	450	450.00	
		BLACKSMITH	M	450	450	450	450	450	450	450	450	450	450	450	450	450.00	
		COBBLER	M	450	450	450	450	450	450	450	450	450	450	450	450	450.00	
	FIELD LABOUR	PLOUGHMAN	M	450	450	450	450	450	450	450	450	450	450	450	450	450	450.00
			SOWER	M	280	280	280	280	280	280	280	280	280	280	280	280	280.00
		WEEDER	W	280	280	280	280	280	280	280	280	280	280	280	280	280	280.00
			M	280	280	280	280	280	280	280	280	280	280	280	280	280	280.00
		REAPER & HARVESTER	W	280	280	280	280	280	280	280	280	280	280	280	280	280	280.00
			M	280	280	280	280	280	280	280	280	280	280	280	280	280	280.00
	OTHER AGRICULTURAL LABOUR	OTHER AGRICULTURAL LABOUR	M	280	280	280	280	280	280	280	280	280	280	280	280	280	280.00
			W	280	280	280	280	280	280	280	280	280	280	280	280	280	280.00
	HERDSMAN	HERDSMAN	M	280	280	280	280	280	280	280	280	280	280	280	280	280	280.00
			W	280	280	280	280	280	280	280	280	280	280	280	280	280	280.00
	District: Hamirpur																
Center: HAMIRPUR	SKILLED LABOUR	CARPENTER	M	600	600	600	600	600	600	600	600	600	600	600	600	600.00	
		BLACKSMITH	M	600	600	600	600	600	600	600	600	600	600	600	600	600.00	
		COBBLER	M	600	600	600	600	600	600	600	600	600	600	600	600	600.00	
	FIELD LABOUR	PLOUGHMAN	M	450	450	450	450	450	450	450	450	450	450	450	450	450	450.00
			SOWER	M	400	400	400	400	400	400	400	400	400	400	400	400	400.00
		WEEDER	W	400	400	400	400	400	400	400	400	400	400	400	400	400	400.00
			M	400	400	400	400	400	400	400	400	400	400	400	400	400	400.00
		REAPER & HARVESTER	W	400	400	400	400	400	400	400	400	400	400	400	400	400	400.00
			M	400	400	400	400	400	400	400	400	400	400	400	400	400	400.00
	OTHER AGRICULTURAL LABOUR	OTHER AGRICULTURAL LABOUR	M	400	400	400	400	400	400	400	400	400	400	400	400	400	400.00
			W	400	400	400	400	400	400	400	400	400	400	400	400	400	400.00
	HERDSMAN	HERDSMAN	M	400	400	400	400	400	400	400	400	400	400	400	400	400	400.00
			W	400	400	400	400	400	400	400	400	400	400	400	400	400	400.00
	District: Kangra																
Center: KANGRA	SKILLED LABOUR	CARPENTER	M	570	570	570	570	570	570	570	570	570	580	580	580	573.33	
		BLACKSMITH	M	570	570	570	570	570	570	570	570	570	580	580	580	573.33	
		COBBLER	M	570	570	570	570	570	570	570	570	570	580	580	580	572.22	
	FIELD LABOUR	PLOUGHMAN	M	400	400	400	400	400	400	400	400	400	450	450	450	450	416.67
			SOWER	M	330	330	330	330	330	330	330	330	330	340	340	340	333.33
		WEEDER	W	330	330	330	330	330	330	330	330	330	330	340	340	340	333.33
			M	330	330	330	330	330	330	330	330	330	330	340	340	340	333.33
		REAPER & HARVESTER	W	330	330	330	330	330	330	330	330	330	330	340	340	340	333.33
			M	330	330	330	330	330	330	330	330	330	330	340	340	340	333.33
	OTHER AGRICULTURAL LABOUR	OTHER AGRICULTURAL LABOUR	M	330	330	330	330	330	330	330	330	330	340	340	340	340	333.33
			W	330	330	330	330	330	330	330	330	330	330	340	340	340	333.33
	HERDSMAN	HERDSMAN	M	330	330	330	330	330	330	330	330	330	330	340	340	340	332.22
			W	330	330	330	330	330	330	330	330	330	330	340	340	340	332.22
	District: Kinnaur																

Average Daily Agricultural Wages and Non Agricultural Wages (in Rs.) - 2020-21																		
State/District/Center	Labour Category	Labour Type	Gen	Jul	Aug	Sep	Oct	Nov	Dec	Jan	Feb	Mar	Apr	May	Jun	Annual Average		
Center: KINNAUR	SKILLED LABOUR	CARPENTER	M	700	700	700	700	700	700	700	700	700	700	700	700	700.00		
		BLACKSMITH	M	700	700	700	700	700	700	700	700	700	700	700	700	700.00		
		COBBLER	M	700	700	700	700	700	700	700	700	700	700	700	700	700.00		
	FIELD LABOUR	PLOUGHMAN	M	650	650	650	650	650	650	650	650	650	650	650	650	650	650.00	
			W	365	365	365	365	365	365	365	365	365	365	365	365	365	365.00	
		WEEDER	M	365	365	365	365	365	365	365	365	365	365	365	365	365	365	365.00
			W	365	365	365	365	365	365	365	365	365	365	365	365	365	365.00	
		REAPER & HARVESTER	M	365	365	365	365	365	365	365	365	365	365	365	365	365	365	365.00
			W	365	365	365	365	365	365	365	365	365	365	365	365	365	365.00	
	OTHER AGRICULTURAL LABOUR	OTHER AGRICULTURAL LABOUR	M	365	365	365	365	365	365	365	365	365	365	365	365	365	365.00	
			W	365	365	365	365	365	365	365	365	365	365	365	365	365	365.00	
	HERDSMAN	HERDSMAN	M	365	365	365	365	365	365	365	365	365	365	365	365	365	365.00	
			W	365	365	365	365	365	365	365	365	365	365	365	365	365	365.00	
	District: Kullu																	
Center: ANI	SKILLED LABOUR	CARPENTER	M	530	530	530	530	530	530	530	530	530	540	540	540	533.33		
		BLACKSMITH	M	530	530	530	530	530	530	530	530	530	540	540	540	540	533.33	
		COBBLER	M	530	530	530	530	530	530	530	530	530	540	540	540	540	532.22	
	FIELD LABOUR	PLOUGHMAN	M	450	450	450	450	450	450	450	450	450	480	480	480	480	460.00	
			W	370	370	370	370	370	370	370	370	370	375	375	375	375	371.67	
		WEEDER	M	370	370	370	370	370	370	370	370	370	375	375	375	375	371.67	
			W	370	370	370	370	370	370	370	370	370	375	375	375	375	371.67	
		REAPER & HARVESTER	M	370	370	370	370	370	370	370	370	370	375	375	375	375	371.67	
			W	370	370	370	370	370	370	370	370	370	375	375	375	375	371.67	
	OTHER AGRICULTURAL LABOUR	OTHER AGRICULTURAL LABOUR	M	370	370	370	370	370	370	370	370	370	375	375	375	375	371.67	
			W	370	370	370	370	370	370	370	370	370	375	375	375	375	371.67	
	HERDSMAN	HERDSMAN	M	370	370	370	370	370	370	370	370	370	375	375	375	375	371.11	
			W	370	370	370	370	370	370	370	370	370	375	375	375	375	371.11	
	District: Lahul and spiti																	
Center: LAHAUL-SPITI	SKILLED LABOUR	CARPENTER	M	430	430	430	430	430	430	430	430	430	450	450	450	450	436.67	
		BLACKSMITH	M	370	350	350	350	350	350	350	350	350	350	400	400	400	400	368.33
		COBBLER	M	430	430	430	430	430	430	430	430	430	450	450	450	450	434.44	
	FIELD LABOUR	PLOUGHMAN	M	350	350	350	350	350	350	350	350	350	350	400	400	400	400	366.67
			W	290	290	290	290	290	290	290	290	290	290	300	300	300	300	293.33
		WEEDER	M	290	290	290	290	290	290	290	290	290	290	300	300	300	300	293.33
			W	290	290	290	290	290	290	290	290	290	290	300	300	300	300	293.33
		REAPER & HARVESTER	M	290	290	290	290	290	290	290	290	290	290	300	300	300	300	293.33
			W	290	290	290	290	290	290	290	290	290	290	300	300	300	300	293.33
	OTHER AGRICULTURAL LABOUR	OTHER AGRICULTURAL LABOUR	M	290	290	290	290	290	290	290	290	290	290	300	300	300	300	293.33
			W	290	290	290	290	290	290	290	290	290	290	300	300	300	300	293.33
	HERDSMAN	HERDSMAN	M	290	290	290	290	290	290	290	290	290	290	300	300	300	300	292.22
			W	290	290	290	290	290	290	290	290	290	290	300	300	300	300	292.22
	District: Mandi																	

Average Daily Agricultural Wages and Non Agricultural Wages (in Rs.) - 2020-21																		
State/District/Center	Labour Category	Labour Type	Gen	Jul	Aug	Sep	Oct	Nov	Dec	Jan	Feb	Mar	Apr	May	Jun	Annual Average		
Center: MANDI	SKILLED LABOUR	CARPENTER	M	450	450	450	450	450	450	450	450	525	525	525	525	475.00		
		BLACKSMITH	M	450	450	450	450	450	450	450	450	450	500	500	500	500	466.67	
		COBBLER	M	350	350	350	350	350	350	350	350	350	500	500	500	500	400.00	
	FIELD LABOUR	PLOUGHMAN	M	450	450	450	450	450	450	450	450	450	500	500	500	500	466.67	
			M	330	330	330	330	330	330	330	330	330	330	370	370	370	370	343.33
		SOWER	M	330	330	330	330	330	330	330	330	330	330	370	370	370	370	343.33
			W	330	330	330	330	330	330	330	330	330	330	370	370	370	370	343.33
		WEEDER	M	330	330	330	330	330	330	330	330	330	330	370	370	370	370	343.33
			W	330	330	330	330	330	330	330	330	330	330	370	370	370	370	343.33
		REAPER & HARVESTER	M	330	330	330	330	330	330	330	330	330	330	370	370	370	370	343.33
	W		330	330	330	330	330	330	330	330	330	330	370	370	370	370	343.33	
	OTHER AGRICULTURAL LABOUR	OTHER AGRICULTURAL LABOUR	M	330	330	330	330	330	330	330	330	330	370	370	370	370	343.33	
			W	330	330	330	330	330	330	330	330	330	370	370	370	370	343.33	
	HERDSMAN	HERDSMAN	M	330	330	330	330	330	330	330	330	330	370	370	370	370	338.89	
W			300	330	330	330	330	330	330	330	330	370	370	370	370	335.56		
District: Shimla																		
Center: SHIMLA	SKILLED LABOUR	CARPENTER	M	400	400	400	400	400	400	400	400	400	450	450	450	450	416.67	
		BLACKSMITH	M	400	400	400	400	400	400	400	400	400	450	450	450	450	416.67	
		COBBLER	M	400	400	400	400	400	400	400	400	400	450	450	450	450	411.11	
	FIELD LABOUR	PLOUGHMAN	M	350	350	350	350	350	350	350	350	350	450	450	450	450	383.33	
			M	250	250	250	250	250	250	250	250	250	250	300	300	300	300	266.67
		SOWER	M	250	250	250	250	250	250	250	250	250	250	300	300	300	300	266.67
			W	250	250	250	250	250	250	250	250	250	250	300	300	300	300	266.67
		WEEDER	M	250	250	250	250	250	250	250	250	250	250	300	300	300	300	266.67
			W	250	250	250	250	250	250	250	250	250	250	300	300	300	300	266.67
		REAPER & HARVESTER	M	250	250	250	250	250	250	250	250	250	250	300	300	300	300	266.67
	W		250	250	250	250	250	250	250	250	250	250	300	300	300	300	266.67	
	OTHER AGRICULTURAL LABOUR	OTHER AGRICULTURAL LABOUR	M	250	250	250	250	250	250	250	250	250	250	300	300	300	300	266.67
			W	250	250	250	250	250	250	250	250	250	250	300	300	300	300	266.67
	HERDSMAN	HERDSMAN	M	250	250	250	250	250	250	250	250	250	250	300	300	300	300	261.11
W			250	250	250	250	250	250	250	250	250	250	300	300	300	300	261.11	
District: Sirmaur																		
Center: SIRMOUR	SKILLED LABOUR	CARPENTER	M	430	430	430	430	430	430	430	430	430	450	450	450	450	436.67	
		BLACKSMITH	M	430	430	430	430	430	430	430	430	430	430	450	450	450	450	436.67
		COBBLER	M	430	430	430	430	430	430	430	430	430	430	450	450	450	450	434.44
	FIELD LABOUR	PLOUGHMAN	M	380	380	380	380	380	380	380	380	350	380	420	420	420	420	390.83
			M	250	250	250	250	250	250	250	250	250	250	280	280	280	280	260.00
		SOWER	M	250	250	250	250	250	250	250	250	250	250	280	280	280	280	260.00
			W	250	250	250	250	250	250	250	250	250	250	280	280	280	280	260.00
		WEEDER	M	250	250	250	250	250	250	250	250	250	250	280	280	280	280	260.00
			W	250	250	250	250	250	250	250	250	250	250	280	280	280	280	260.00
		REAPER & HARVESTER	M	250	250	250	250	250	250	250	250	250	250	280	280	280	280	260.00
	W		250	250	250	250	250	250	250	250	250	250	280	280	280	280	260.00	
	OTHER AGRICULTURAL LABOUR	OTHER AGRICULTURAL LABOUR	M	250	250	250	250	250	250	250	250	250	250	280	280	280	280	260.00
			W	250	250	250	250	250	250	250	250	250	250	280	280	280	280	260.00
	HERDSMAN	HERDSMAN	M	258	250	250	250	250	250	250	250	250	250	280	280	280	280	257.11
W			250	250	250	250	250	250	250	250	250	250	280	280	280	280	256.67	
District: Solan																		

Average Daily Agricultural Wages and Non Agricultural Wages (in Rs.) - 2020-21																		
State/District/Center	Labour Category	Labour Type	Gen	Jul	Aug	Sep	Oct	Nov	Dec	Jan	Feb	Mar	Apr	May	Jun	Annual Average		
Center: SOLAN	SKILLED LABOUR	CARPENTER	M	350	350	350	350	350	350	350	350	420	420	420	420	373.33		
		BLACKSMITH	M	350	350	350	350	350	350	350	350	350	420	420	420	420	373.33	
		COBBLER	M	330	330	330	330	330	330	330	330	330	420	420	420	420	356.67	
	FIELD LABOUR	PLOUGHMAN	M	350	350	350	350	350	350	350	350	350	420	420	420	420	373.33	
			W	250	250	250	250	250	250	250	250	250	280	280	280	280	260.00	
		SOWER	M	250	250	250	250	250	250	250	250	250	250	280	280	280	280	260.00
			W	250	250	250	250	250	250	250	250	250	250	280	280	280	280	260.00
		WEEDER	M	250	250	250	250	250	250	250	250	250	250	280	280	280	280	260.00
			W	250	250	250	250	250	250	250	250	250	250	280	280	280	280	260.00
	REAPER & HARVESTER	M	250	250	250	250	250	250	250	250	250	250	280	280	280	280	260.00	
		W	250	250	250	250	250	250	250	250	250	250	280	280	280	280	260.00	
	OTHER AGRICULTURAL LABOUR	OTHER AGRICULTURAL LABOUR	M	250	250	250	250	250	250	250	250	250	280	280	280	280	260.00	
			W	250	250	250	250	250	250	250	250	250	280	280	280	280	260.00	
	HERDSMAN	HERDSMAN	M	250	250	250	250	250	250	250	250	250	280	280	280	280	256.67	
W			250	250	250	250	250	250	250	250	250	280	280	280	280	256.67		
District: Una																		
Center: UNA	SKILLED LABOUR	CARPENTER	M	470	470	470	470	470	470	470	470	470	480	480	480	480	473.33	
		BLACKSMITH	M	470	470	470	470	470	470	470	470	470	480	480	480	480	473.33	
		COBBLER	M	470	470	470	470	470	470	470	470	470	480	480	480	480	472.22	
	FIELD LABOUR	PLOUGHMAN	M	400	400	400	400	400	400	400	400	400	420	420	420	420	406.67	
			W	310	310	310	310	310	310	310	310	310	320	320	320	320	313.33	
		SOWER	M	310	310	310	310	310	310	310	310	310	310	320	320	320	320	313.33
			W	310	310	310	310	310	310	310	310	310	310	320	320	320	320	313.33
		WEEDER	M	310	310	310	310	310	310	310	310	310	310	320	320	320	320	313.33
			W	310	310	310	310	310	310	310	310	310	310	320	320	320	320	313.33
	REAPER & HARVESTER	M	310	310	310	310	310	310	310	310	310	310	320	320	320	320	313.33	
		W	310	310	310	310	310	310	310	310	310	310	320	320	320	320	313.33	
	OTHER AGRICULTURAL LABOUR	OTHER AGRICULTURAL LABOUR	M	310	310	310	310	310	310	310	310	310	310	320	320	320	320	313.33
			W	310	310	310	310	310	310	310	310	310	310	320	320	320	320	313.33
	HERDSMAN	HERDSMAN	M	310	310	310	310	310	310	310	310	310	310	320	320	320	320	312.22
W			310	310	310	310	310	310	310	310	310	310	320	320	320	320	312.22	
Table 7.9																		
State: Jharkhand																		
District: Bokaro																		
Center: ANGWALI	SKILLED LABOUR	CARPENTER	M	388	400	405	407	409	410	412	414	415	416	418	420	409.50		
		BLACKSMITH	M	252	254	256	258	260	262	264	266	267	268	270	270	262.25		
		COBBLER	M	212	214	214	216	216	218	220	222	224	225	226	226	219.42		
	FIELD LABOUR	FIELD LABOUR	M	242	244	244	245	245	246	246	248	249	250	250	250	246.58		
			W	205	208	210	210	212	214	215	216	218	220	220	220	214.00		
	OTHER AGRICULTURAL LABOUR	OTHER AGRICULTURAL LABOUR	M	184	186	188	190	192	194	196	198	200	200	200	202	194.17		
			W	178	180	182	184	186	188	190	190	192	192	194	195	187.58		
	HERDSMAN	HERDSMAN	M	142	144	145	145	146	146	146	148	150	150	150	150	146.83		
District: Chatra																		
Center: BARISARAM	SKILLED LABOUR	CARPENTER	M	500	500	500	500	500	500	500	500	500	500	500	500	500.00		
		BLACKSMITH	M	500	500	500	500	500	500	500	500	500	500	500	500	500.00		
	FIELD LABOUR	FIELD LABOUR	M	250	250	250	250	250	250	250	250	250	250	250	250	250.00		
			W	250	250	250	250	250	250	250	250	250	250	250	250	250.00		
	OTHER AGRICULTURAL LABOUR	OTHER AGRICULTURAL LABOUR	M	250	250	250	250	250	250	250	250	250	250	250	250	250.00		
			W	250	250	250	250	250	250	250	250	250	250	250	250	250.00		
	HERDSMAN	HERDSMAN	M	200	200	200	200	200	200	200	200	200	200	200	200	200.00		
			W	200	200	200	200	200	200	200	200	200	200	200	200	200.00		
District: Deoghar																		

Average Daily Agricultural Wages and Non Agricultural Wages (in Rs.) - 2020-21																	
State/District/Center	Labour Category	Labour Type	Gen	Jul	Aug	Sep	Oct	Nov	Dec	Jan	Feb	Mar	Apr	May	Jun	Annual Average	
Center: KAIRO	SKILLED LABOUR	CARPENTER	M	450	450	450	450	450	450	450	500	500	500	500	500	470.83	
	FIELD LABOUR	FIELD LABOUR	M	300	300	300	300	300	300	300	350	350	350	350	350	320.83	
			W	300	300	300	300	300	300	300	300	350	350	350	350	350	320.83
	OTHER AGRICULTURAL LABOUR	OTHER AGRICULTURAL LABOUR	M	300	300	300	300	300	300	300	300	350	350	350	350	350	320.83
			W	300	300	300	300	300	300	300	300	350	350	350	350	350	320.83
District: Dhanbad																	
Center: DEWALI	SKILLED LABOUR	CARPENTER	M	360	360	360	360	360	360	375	375	375	375	375	375	367.50	
		BLACKSMITH	M	360	360	360	360	360	360	375	375	375	375	375	375	375	367.50
	FIELD LABOUR	FIELD LABOUR	M	250	250	250	250	250	250	300	300	300	300	300	300	300	275.00
			W	185	185	185	185	185	185	210	210	250	210	210	210	210	200.83
	OTHER AGRICULTURAL LABOUR	OTHER AGRICULTURAL LABOUR	M	300	300	300	300	300	300	350	350	350	350	350	350	350	325.00
W			250	250	250	250	250	250	280	280	280	280	280	280	280	265.00	
Center: SINGDAHA	SKILLED LABOUR	CARPENTER	M	375	375	375	375	375	375	400	400	400	400	400	400	387.50	
		BLACKSMITH	M	375	375	375	375	375	375	400	400	400	400	400	400	400	387.50
		COBBLER	M	360	360	360	360	-	-	-	-	-	-	-	-	-	360.00
	FIELD LABOUR	FIELD LABOUR	M	320	320	320	320	320	320	350	350	350	350	350	350	350	335.00
			W	220	220	220	220	220	220	250	250	250	250	250	250	250	235.00
	OTHER AGRICULTURAL LABOUR	OTHER AGRICULTURAL LABOUR	M	260	260	260	260	260	260	350	350	350	350	350	350	350	305.00
			W	220	220	220	220	220	220	250	250	250	250	250	250	250	235.00
District: Dumka																	
Center: JARMUNDI	SKILLED LABOUR	CARPENTER	M	350	350	350	350	380	380	380	380	380	380	380	380	370.00	
		BLACKSMITH	M	350	350	350	350	380	380	380	380	380	380	380	380	380	370.00
		COBBLER	M	300	300	300	300	306	306	306	306	306	306	306	306	306	304.00
	FIELD LABOUR	FIELD LABOUR	M	215	215	215	215	236	236	236	236	236	236	236	236	236	229.00
			W	215	215	215	215	236	236	236	236	236	236	236	236	236	229.00
	OTHER AGRICULTURAL LABOUR	OTHER AGRICULTURAL LABOUR	M	215	215	215	215	236	236	236	236	236	236	236	236	229.00	
	HERDSMAN	HERDSMAN	M	215	215	215	215	235	235	235	235	235	235	235	235	235	228.33
District: East singbhum																	
Center: BAMDOL	SKILLED LABOUR	CARPENTER	M	250	250	250	250	250	250	250	250	250	250	250	250	250.00	
		BLACKSMITH	M	250	250	250	250	250	250	250	250	250	250	250	250	250.00	
		COBBLER	M	250	250	250	250	250	250	250	250	250	250	250	250	250.00	
	FIELD LABOUR	FIELD LABOUR	M	250	250	250	250	250	250	250	250	250	250	250	250	250.00	
			W	250	250	250	250	250	250	250	250	250	250	250	250	250.00	
	OTHER AGRICULTURAL LABOUR	OTHER AGRICULTURAL LABOUR	M	200	200	200	200	200	200	200	200	200	200	200	200	200.00	
			W	200	200	200	200	200	200	200	200	200	200	200	200	200.00	
HERDSMAN	HERDSMAN	M	150	150	150	150	150	150	150	150	150	150	150	150	150.00		
Center: HALDIPOKHAR	SKILLED LABOUR	CARPENTER	M	400	400	400	400	400	400	400	400	400	400	400	400	400.00	
		BLACKSMITH	M	400	400	400	400	400	400	400	400	400	400	400	400	400.00	
		COBBLER	M	400	400	400	400	400	400	400	400	400	400	400	400	400.00	
	FIELD LABOUR	FIELD LABOUR	M	250	250	250	250	250	250	250	250	250	250	250	250	250.00	
			W	250	250	250	250	250	250	250	250	250	250	250	250	250.00	
	OTHER AGRICULTURAL LABOUR	OTHER AGRICULTURAL LABOUR	M	220	220	220	220	220	220	220	220	220	220	250	250	227.50	
			W	220	220	220	220	220	220	220	220	220	220	250	250	227.50	
	HERDSMAN	HERDSMAN	M	160	160	160	160	160	160	160	160	160	160	160	160	160.00	
			W	160	160	160	160	160	160	160	160	160	160	160	160	160.00	
District: Garhwa																	

Average Daily Agricultural Wages and Non Agricultural Wages (in Rs.) - 2020-21																		
State/District/Center	Labour Category	Labour Type	Gen	Jul	Aug	Sep	Oct	Nov	Dec	Jan	Feb	Mar	Apr	May	Jun	Annual Average		
Center: BHAURI	SKILLED LABOUR	CARPENTER	M	330	330	330	330	330	330	330	330	330	350	350	350	335.00		
		BLACKSMITH	M	330	330	330	330	330	330	330	330	330	330	350	350	350	335.00	
		COBBLER	M	330	330	330	330	330	330	330	330	330	330	350	350	350	335.00	
	FIELD LABOUR	FIELD LABOUR	M	250	250	250	250	250	250	250	250	250	250	260	260	260	252.50	
			W	250	250	250	250	250	250	250	250	250	250	250	260	260	260	252.50
	OTHER AGRICULTURAL LABOUR	OTHER AGRICULTURAL LABOUR	M	240	240	240	240	240	240	240	240	240	240	240	250	250	250	242.50
			W	240	240	240	240	240	240	240	240	240	240	240	250	250	250	242.50
	HERDSMAN	HERDSMAN	M	240	240	240	240	240	240	240	240	240	240	240	250	250	250	242.50
			W	240	240	240	240	240	240	240	240	240	240	240	250	250	250	242.50
	District: Giridih																	
Center: KHAGARDIHA	SKILLED LABOUR	CARPENTER	M	350	350	350	350	350	350	350	350	350	350	360	350	350	350.83	
		BLACKSMITH	M	350	350	350	350	350	350	350	350	350	350	350	360	350	350	350.83
		COBBLER	M	-	350	350	350	350	350	350	350	350	350	350	360	350	350	350.91
	FIELD LABOUR	FIELD LABOUR	M	300	250	250	250	250	250	250	250	250	250	250	250	250	250	254.17
			W	300	250	250	250	250	250	250	250	250	250	250	250	250	250	254.17
	HERDSMAN	HERDSMAN	M	-	200	200	200	200	200	200	200	200	200	200	200	200	200	200.00
			W	-	200	200	200	200	200	200	200	200	200	200	200	200	200	200.00
	District: Gumla																	
Center: AADAR	SKILLED LABOUR	CARPENTER	M	500	500	500	500	500	500	500	500	500	500	500	500	500	500.00	
		BLACKSMITH	M	550	500	550	550	550	550	550	550	550	550	550	550	550	550	545.83
		COBBLER	M	350	350	350	350	350	350	350	350	350	350	350	350	350	350	350.00
	FIELD LABOUR	FIELD LABOUR	M	220	220	220	220	220	220	220	220	220	220	220	220	220	220	220.00
			W	220	220	220	220	220	220	220	220	220	220	220	220	220	220	220.00
	OTHER AGRICULTURAL LABOUR	OTHER AGRICULTURAL LABOUR	M	172	172	172	172	172	172	172	172	172	172	172	172	172	172	172.00
			W	172	172	172	172	172	172	172	172	172	172	172	172	172	172	172.00
	HERDSMAN	HERDSMAN	M	155	155	155	155	155	155	155	155	155	155	155	155	155	155	155.00
			W	155	155	155	155	155	155	155	155	155	155	155	155	155	155	155.00
	District: Hazaribagh																	
Center: CHAUPARAN	SKILLED LABOUR	CARPENTER	M	500	500	500	500	500	500	500	500	500	500	500	500	500	500.00	
		BLACKSMITH	M	500	500	500	500	500	500	500	500	500	500	500	500	500	500.00	
		COBBLER	M	500	500	500	500	500	500	500	500	500	500	500	500	500	500.00	
	FIELD LABOUR	FIELD LABOUR	M	300	300	300	300	300	300	300	300	300	300	300	300	300	300	300.00
			W	300	300	300	300	300	300	300	300	300	300	300	300	300	300	300.00
	OTHER AGRICULTURAL LABOUR	OTHER AGRICULTURAL LABOUR	M	300	300	300	300	300	300	300	300	300	300	300	300	300	300	300.00
			W	300	300	300	300	300	300	300	300	300	300	300	300	300	300	300.00
	District: Jamtara																	
Center: FATEHPUR	SKILLED LABOUR	CARPENTER	M	475	475	475	-	-	-	-	-	-	-	-	-	-	475.00	
		BLACKSMITH	M	375	375	375	-	-	-	-	-	-	-	-	-	-	375.00	
		COBBLER	M	375	375	-	-	-	-	-	-	-	-	-	-	-	375.00	
	FIELD LABOUR	FIELD LABOUR	M	240	240	240	-	-	-	-	-	-	-	-	-	-	240.00	
			W	220	220	220	-	-	-	-	-	-	-	-	-	-	220.00	
	OTHER AGRICULTURAL LABOUR	OTHER AGRICULTURAL LABOUR	M	240	240	240	-	-	-	-	-	-	-	-	-	-	240.00	
			W	220	220	220	-	-	-	-	-	-	-	-	-	-	220.00	
	District: Latehar																	

Average Daily Agricultural Wages and Non Agricultural Wages (in Rs.) - 2020-21																	
State/District/Center	Labour Category	Labour Type	Gen	Jul	Aug	Sep	Oct	Nov	Dec	Jan	Feb	Mar	Apr	May	Jun	Annual Average	
Center: BARIYATU	SKILLED LABOUR	CARPENTER	M	360	360	360	360	360	360	365	365	365	365	365	365	362.50	
		BLACKSMITH	M	360	360	360	360	360	360	365	365	365	365	365	365	362.50	
		COBBLER	M	270	270	270	270	270	270	275	275	275	275	275	275	275	272.50
	FIELD LABOUR	FIELD LABOUR	M	275	275	275	275	275	275	280	280	280	280	280	280	280	277.50
			W	275	275	275	275	275	275	280	280	280	280	280	280	280	277.50
	OTHER AGRICULTURAL LABOUR	OTHER AGRICULTURAL LABOUR	M	275	275	275	275	275	275	280	280	280	280	280	280	280	277.50
			W	275	275	275	275	275	275	280	280	280	280	280	280	280	277.50
	HERDSMAN	HERDSMAN	M	250	250	250	250	250	250	255	255	255	255	255	255	255	252.50
			W	250	250	250	250	250	250	255	255	255	255	255	255	255	252.50
	District: Lohardaga																
Center: ANANDPUR	SKILLED LABOUR	CARPENTER	M	450	450	350	350	350	350	350	350	350	-	-	-	372.22	
		BLACKSMITH	M	300	300	300	300	300	300	300	300	300	300	-	-	-	300.00
	FIELD LABOUR	FIELD LABOUR	M	250	250	250	250	250	250	250	250	250	250	250	250	250	250.00
			W	200	200	200	200	200	200	200	200	200	200	200	200	200	200.00
	OTHER AGRICULTURAL LABOUR	OTHER AGRICULTURAL LABOUR	M	300	300	250	250	250	250	250	250	250	250	250	250	250	258.33
			W	200	200	200	200	200	200	200	200	200	200	200	200	200	200.00
District: Palamu																	
Center: AMBA	SKILLED LABOUR	CARPENTER	M	600	600	600	600	600	600	600	600	600	600	600	600	600.00	
		BLACKSMITH	M	600	600	600	600	600	600	600	600	600	600	600	600	600.00	
	FIELD LABOUR	FIELD LABOUR	M	300	300	300	300	300	300	300	300	300	300	300	300	300.00	
			W	275	275	275	275	275	275	275	275	275	275	275	275	275.00	
	OTHER AGRICULTURAL LABOUR	OTHER AGRICULTURAL LABOUR	M	300	300	300	300	300	300	300	300	300	300	300	300	300	300.00
			W	250	250	250	250	250	250	250	250	250	250	250	250	250.00	
District: Ramgarh																	
Center: KOTHAR	SKILLED LABOUR	CARPENTER	M	450	450	450	450	450	450	450	450	400	400	400	400	433.33	
		BLACKSMITH	M	450	450	450	450	450	450	450	450	400	400	400	400	433.33	
		COBBLER	M	450	450	450	450	450	450	450	450	300	300	300	300	400.00	
	FIELD LABOUR	FIELD LABOUR	M	350	350	350	350	350	350	350	350	250	250	250	250	316.67	
			W	350	350	350	350	350	350	350	350	200	200	200	200	300.00	
	OTHER AGRICULTURAL LABOUR	OTHER AGRICULTURAL LABOUR	M	350	350	350	350	350	350	350	350	350	350	350	350	350	350.00
			W	350	350	350	350	350	350	350	350	250	270	250	250	318.33	
District: Ranchi																	
Center: GETALSOD	SKILLED LABOUR	CARPENTER	M	330	330	330	330	330	330	330	330	330	330	330	330	330.00	
		BLACKSMITH	M	330	330	330	330	330	330	330	330	330	330	330	330	330.00	
	FIELD LABOUR	FIELD LABOUR	M	239	239	239	239	239	239	239	239	239	239	239	239	239.00	
			W	239	239	239	239	239	239	239	239	-	239	239	239	239.00	
	OTHER AGRICULTURAL LABOUR	OTHER AGRICULTURAL LABOUR	M	239	239	239	239	239	239	239	239	239	239	239	239	239.00	
			W	239	239	239	239	239	239	239	239	239	239	239	239	239.00	
	HERDSMAN	HERDSMAN	M	239	239	239	239	239	239	239	239	239	239	239	239	239.00	
			W	239	239	239	239	239	239	239	239	239	239	239	239	239.00	
	District: Sahebganj																
	Center: SARJAMDIH	SKILLED LABOUR	CARPENTER	M	230	330	330	330	330	330	330	330	330	330	330	330	321.67
BLACKSMITH			M	230	330	330	330	330	330	330	330	330	330	330	330	321.67	
FIELD LABOUR		FIELD LABOUR	M	239	239	239	239	239	239	239	239	239	239	239	239	239.00	
			W	239	239	239	239	239	239	239	239	239	239	239	239	239.00	
OTHER AGRICULTURAL LABOUR		OTHER AGRICULTURAL LABOUR	M	239	239	239	239	239	239	239	239	239	239	239	239	239.00	
			W	239	239	239	239	239	239	239	239	239	239	239	239	239.00	
HERDSMAN		HERDSMAN	M	239	239	239	239	239	239	239	239	239	239	239	239	239.00	
			W	239	239	239	239	239	239	239	239	239	239	239	239	239.00	

Average Daily Agricultural Wages and Non Agricultural Wages (in Rs.) - 2020-21																	
State/District/Center	Labour Category	Labour Type	Gen	Jul	Aug	Sep	Oct	Nov	Dec	Jan	Feb	Mar	Apr	May	Jun	Annual Average	
Center: BARHARAWA	SKILLED LABOUR	CARPENTER	M	450	450	450	450	450	450	450	450	450	450	450	450	450.00	
		BLACKSMITH	M	450	450	450	450	450	450	450	450	450	450	450	450	450	450.00
		COBBLER	M	400	400	400	400	400	400	400	400	400	400	400	400	400	400.00
	FIELD LABOUR	FIELD LABOUR	M	300	300	300	300	300	300	300	300	300	300	300	300	300	300.00
			W	300	300	300	300	300	300	300	300	300	300	300	300	300	300.00
	OTHER AGRICULTURAL LABOUR	OTHER AGRICULTURAL LABOUR	M	300	300	300	300	300	300	300	300	300	300	300	300	300	300.00
			W	300	300	300	300	300	300	300	300	300	300	300	300	300	300.00
	HERDSMAN	HERDSMAN	M	133	133	133	133	133	133	133	133	133	133	133	133	133	133.00
			W	133	133	133	133	133	133	133	133	133	133	133	133	133	133.00
District: Saraikela kharsawan																	
Center: GOVINDPUR	SKILLED LABOUR	CARPENTER	M	300	300	300	300	300	300	300	300	300	300	300	300	300.00	
		BLACKSMITH	M	300	300	300	300	300	300	300	300	300	300	300	300	300	300.00
		COBBLER	M	300	300	300	300	300	300	300	300	300	300	300	300	300	300.00
	FIELD LABOUR	FIELD LABOUR	M	165	200	200	200	200	200	200	200	200	200	200	200	200	197.08
			W	165	200	200	200	200	200	200	200	200	200	200	200	200	197.08
	OTHER AGRICULTURAL LABOUR	OTHER AGRICULTURAL LABOUR	M	160	160	160	160	160	160	160	160	160	160	160	160	160	160.00
			W	160	160	160	160	160	160	160	160	160	160	160	160	160	160.00
	HERDSMAN	HERDSMAN	M	120	120	120	120	120	120	120	120	120	120	120	120	120	120.00
			W	120	120	120	120	120	120	120	120	120	120	120	120	120	120.00
District: Simdega																	
Center: JAMTOLI	SKILLED LABOUR	CARPENTER	M	350	350	-	-	-	-	-	350	350	350	350	350	350.00	
		BLACKSMITH	M	350	350	-	-	-	-	-	350	350	350	350	350	350.00	
		COBBLER	M	350	350	-	-	-	-	-	350	350	350	350	350	350.00	
	FIELD LABOUR	FIELD LABOUR	M	250	250	-	-	-	-	-	250	250	250	250	250	250.00	
			W	250	250	-	-	-	-	-	200	200	200	200	200	214.29	
	OTHER AGRICULTURAL LABOUR	OTHER AGRICULTURAL LABOUR	M	250	250	-	-	-	-	-	250	250	250	250	250	250.00	
			W	200	200	-	-	-	-	-	200	200	200	200	200	200.00	
	HERDSMAN	HERDSMAN	M	250	250	-	-	-	-	-	200	200	200	200	200	214.29	
			W	150	150	-	-	-	-	-	150	150	150	150	150	150.00	
District: West singhbhum																	
Center: BANDGAON	SKILLED LABOUR	CARPENTER	M	180	180	180	180	180	180	180	180	180	180	180	180	180.00	
		BLACKSMITH	M	160	160	160	160	160	160	160	160	160	160	160	160	160.00	
	FIELD LABOUR	FIELD LABOUR	M	170	170	170	170	170	170	170	170	170	170	170	170	170.00	
			W	170	170	170	170	170	170	170	170	170	170	170	170	170.00	
	OTHER AGRICULTURAL LABOUR	OTHER AGRICULTURAL LABOUR	M	120	120	120	120	120	120	120	120	120	120	120	120	120.00	
			W	120	120	120	120	120	120	120	120	120	120	120	120	120.00	
Center: JAGANNATHPUR	SKILLED LABOUR	CARPENTER	M	200	200	200	200	200	200	200	200	300	300	300	300	233.33	
		BLACKSMITH	M	180	180	180	180	180	180	180	180	180	250	250	250	203.33	
		COBBLER	M	150	150	150	150	150	150	150	150	150	200	200	200	166.67	
	FIELD LABOUR	FIELD LABOUR	M	100	100	100	100	100	100	100	100	100	150	150	150	116.67	
			W	80	80	80	80	80	80	80	80	80	130	130	130	96.67	
	OTHER AGRICULTURAL LABOUR	OTHER AGRICULTURAL LABOUR	M	100	100	100	100	100	100	100	100	100	150	150	150	116.67	
W			80	80	80	80	80	80	80	80	80	130	130	130	96.67		
Table 3.10																	
State: Karnataka																	
District: Bagalkot																	

Average Daily Agricultural Wages and Non Agricultural Wages (in Rs.) - 2020-21																
State/District/Center	Labour Category	Labour Type	Gen	Jul	Aug	Sep	Oct	Nov	Dec	Jan	Feb	Mar	Apr	May	Jun	Annual Average
Center: BAGALKOT	SKILLED LABOUR	CARPENTER	M	400	400	400	400	400	400	417	417	417	417	417	417	408.50
		BLACKSMITH	M	360	360	360	360	360	360	370	370	370	370	370	370	365.00
	FIELD LABOUR	PLOUGHMAN	M	299	293	314	314	314	322	310	310	308	307	311	312	309.50
			W	211	250	250	-	-	-	200	200	-	-	-	211	220.33
		SOWER	M	340	357	319	351	349	354	354	350	329	329	320	340	341.00
			W	222	240	233	264	244	273	239	238	222	222	238	219	237.83
		WEEDER	M	304	293	288	292	306	317	265	265	260	290	292	297	289.08
			W	203	196	211	214	218	267	184	186	185	193	200	196	204.42
	REAPER & HARVESTER	M	292	300	300	300	311	314	303	295	316	303	326	-	305.45	
		W	158	230	197	236	225	245	212	207	215	215	221	-	214.64	
OTHER AGRICULTURAL LABOUR	OTHER AGRICULTURAL LABOUR	M	315	330	326	320	315	329	313	310	310	311	305	319	316.92	
		W	229	233	238	247	240	267	238	231	235	233	222	232	237.08	
District: Bangalore rural																
Center: BENGALURU RURAL	SKILLED LABOUR	CARPENTER	M	400	400	400	400	400	400	450	450	450	450	450	480	427.50
		BLACKSMITH	M	380	380	380	380	380	380	400	400	400	400	400	420	391.67
	FIELD LABOUR	PLOUGHMAN	M	441	445	451	468	-	-	456	456	454	426	430	460	448.70
			W	211	250	250	-	-	-	200	200	-	-	-	211	220.33
		SOWER	M	429	428	441	450	-	-	400	-	-	419	409	427	425.38
			W	300	285	288	288	300	300	250	250	250	300	300	350	288.42
		REAPER & HARVESTER	M	-	-	-	385	423	414	357	350	-	-	-	-	385.80
			W	-	-	-	300	347	346	310	283	-	-	-	-	317.20
	OTHER AGRICULTURAL LABOUR	OTHER AGRICULTURAL LABOUR	M	345	353	355	358	348	348	329	333	342	339	351	361	346.83
			W	285	283	285	287	278	280	255	233	237	271	271	291	271.33
District: Belgaum																
Center: BELAGAVI	SKILLED LABOUR	CARPENTER	M	420	420	420	420	420	420	420	420	420	420	420	420	420.00
		BLACKSMITH	M	360	360	360	360	360	360	360	360	360	360	360	360	360.00
	FIELD LABOUR	PLOUGHMAN	M	300	-	-	-	-	358	250	300	300	300	300	-	301.14
			W	248	248	245	248	248	248	200	200	200	200	200	200	223.75
		SOWER	M	306	305	305	305	305	297	250	250	250	250	250	250	276.92
			W	248	248	245	248	248	248	200	200	200	200	200	200	200
		WEEDER	M	264	264	264	263	263	265	300	300	300	300	277	277	278.08
			W	205	205	205	205	210	206	200	200	200	200	200	200	200
	REAPER & HARVESTER	M	279	266	267	268	271	270	266	269	270	268	268	290	271.00	
		W	206	214	214	213	216	217	204	205	205	206	206	206	206	209.33
OTHER AGRICULTURAL LABOUR	OTHER AGRICULTURAL LABOUR	M	295	294	295	294	295	290	259	259	260	257	255	255	275.67	
		W	232	230	230	231	230	229	212	212	212	208	212	212	220.83	
District: Bellary																
Center: BALLARI	SKILLED LABOUR	CARPENTER	M	425	425	425	425	425	425	425	425	425	425	425	436	425.92
		BLACKSMITH	M	400	400	400	400	400	400	400	400	400	400	400	411	400.92
	FIELD LABOUR	PLOUGHMAN	M	361	358	356	351	353	355	354	355	344	355	356	376	356.17
			W	251	255	234	253	243	243	235	235	235	215	233	276	242.33
		SOWER	M	319	321	307	301	321	325	341	336	338	329	329	342	325.75
			W	230	244	232	219	223	225	231	234	241	229	222	245	231.25
		WEEDER	M	258	242	259	238	250	253	250	265	256	291	286	257	258.75
			W	185	188	179	185	191	190	172	167	183	173	176	202	182.58
	REAPER & HARVESTER	M	273	272	265	262	261	265	270	269	272	264	268	277	268.17	
		W	193	192	183	190	201	201	194	197	204	181	182	203	193.42	
OTHER AGRICULTURAL LABOUR	OTHER AGRICULTURAL LABOUR	M	280	279	281	279	281	282	279	278	278	273	271	286	278.92	
		W	204	200	199	196	196	197	203	201	205	184	187	204	198.00	
District: Bengaluru urban																

Average Daily Agricultural Wages and Non Agricultural Wages (in Rs.) - 2020-21																		
State/District/Center	Labour Category	Labour Type	Gen	Jul	Aug	Sep	Oct	Nov	Dec	Jan	Feb	Mar	Apr	May	Jun	Annual Average		
Center: BENGALURU URBAN	SKILLED LABOUR	CARPENTER	M	600	600	600	600	600	600	650	650	650	650	650	650	625.00		
		BLACKSMITH	M	500	500	500	500	500	500	538	538	538	538	538	538	538	519.00	
	FIELD LABOUR	PLOUGHMAN	M	500	500	-	-	-	-	-	-	-	-	-	-	-	500.00	
			W	-	400	-	-	-	-	-	-	-	-	-	-	-	435	417.50
		WEEDER	M	450	-	-	500	500	-	-	-	-	-	-	-	-	-	483.33
			W	420	-	-	400	415	-	-	-	-	-	-	-	-	420	413.75
		REAPER & HARVESTER	M	-	-	450	450	500	500	455	455	-	-	-	-	-	-	468.33
			W	-	-	-	-	-	-	422	422	-	-	-	-	-	-	422.00
	OTHER AGRICULTURAL LABOUR	OTHER AGRICULTURAL LABOUR	M	430	442	460	485	476	470	473	473	448	448	446	462	462	459.42	
			W	-	420	420	420	400	400	-	-	-	-	-	-	-	-	412.00
District: Bidar																		
Center: BIDAR	SKILLED LABOUR	CARPENTER	M	420	420	420	420	420	420	420	420	420	420	420	432	420.92		
		BLACKSMITH	M	400	400	400	400	400	400	400	400	400	400	400	400	410	400.77	
	FIELD LABOUR	PLOUGHMAN	M	449	450	453	494	469	458	468	457	458	466	457	452	460.31		
			W	-	427	403	420	411	-	-	-	-	-	-	401	410.83		
		SOWER	M	-	260	270	242	265	-	-	-	-	-	-	-	220	254.50	
			W	-	260	270	242	265	-	-	-	-	-	-	-	220	254.50	
		WEEDER	M	305	307	303	307	332	331	336	330	326	-	-	-	-	318.00	
			W	249	248	248	246	270	261	274	273	276	-	-	-	-	259.30	
	REAPER & HARVESTER	M	-	317	346	370	352	320	308	310	317	-	-	-	-	331.78		
		W	-	251	251	281	281	255	250	253	269	-	-	-	-	260.22		
OTHER AGRICULTURAL LABOUR	OTHER AGRICULTURAL LABOUR	M	379	374	383	361	363	378	359	360	367	342	339	358	365.08			
		W	252	256	254	233	228	231	244	242	249	200	200	248	237.77			
District: Bijapur																		
Center: VIJAYAPURA	SKILLED LABOUR	CARPENTER	M	400	400	400	400	400	400	400	400	400	400	400	410	400.83		
		BLACKSMITH	M	340	340	340	340	340	340	340	340	340	340	340	340	356	341.33	
	FIELD LABOUR	PLOUGHMAN	M	332	343	350	335	-	-	323	324	308	312	330	338	329.50		
			W	238	242	-	-	-	-	254	254	250	253	242	243	247.00		
		SOWER	M	330	317	325	315	-	-	313	307	-	-	-	-	337	320.57	
			W	242	227	-	-	-	-	247	241	-	-	-	-	232	237.80	
		WEEDER	M	339	400	400	-	356	330	300	300	-	-	-	-	333	344.75	
			W	217	210	212	211	215	212	225	218	208	200	-	225	213.91		
	REAPER & HARVESTER	M	400	311	317	383	344	377	308	308	366	327	-	400	349.18			
		W	210	207	207	213	208	230	231	233	223	210	-	210	216.55			
OTHER AGRICULTURAL LABOUR	OTHER AGRICULTURAL LABOUR	M	333	330	345	329	327	331	304	304	308	303	290	329	319.42			
		W	233	230	231	236	233	231	232	230	235	225	239	237	232.67			
District: Chamarajanagar																		
Center: CHAMARAJA NAGAR	SKILLED LABOUR	CARPENTER	M	440	440	440	440	440	440	440	440	440	440	440	450	440.77		
		BLACKSMITH	M	400	400	400	400	400	400	400	400	400	400	400	400	410	400.77	
	FIELD LABOUR	PLOUGHMAN	M	500	503	500	500	503	496	467	482	482	500	500	515	496.00		
			W	394	385	381	358	378	366	358	342	367	372	364	401	372.85		
		SOWER	M	307	275	287	233	253	260	300	293	290	300	287	282	281.08		
			W	307	275	287	233	253	260	300	293	290	300	287	282	281.08		
		WEEDER	M	417	350	250	372	367	375	310	310	330	328	300	383	334.00		
			W	257	233	205	205	200	200	208	208	212	223	228	265	219.15		
	REAPER & HARVESTER	M	444	408	328	302	442	309	358	343	349	343	333	450	364.38			
		W	317	275	247	217	326	239	222	220	233	230	228	330	256.23			
OTHER AGRICULTURAL LABOUR	OTHER AGRICULTURAL LABOUR	M	401	408	398	393	420	385	366	364	362	358	353	380	383.54			
		W	282	281	274	264	276	273	265	267	266	263	260	281	271.23			
District: Chikballapur																		

Average Daily Agricultural Wages and Non Agricultural Wages (in Rs.) - 2020-21																	
State/District/Center	Labour Category	Labour Type	Gen	Jul	Aug	Sep	Oct	Nov	Dec	Jan	Feb	Mar	Apr	May	Jun	Annual Average	
Center: CHIKKABALLAPUR	SKILLED LABOUR	CARPENTER	M	420	420	420	420	420	420	420	420	420	420	420	430	420.83	
		BLACKSMITH	M	375	375	375	375	375	375	375	375	375	375	375	375	385	375.83
	FIELD LABOUR	PLOUGHMAN	M	396	396	396	393	399	415	429	450	433	442	390	401	411.67	
			SOWER	M	336	316	367	323	333	-	-	388	310	312	-	335	335.56
		WEEDER	W	220	246	267	258	243	-	250	274	245	230	250	234	247.00	
			M	-	-	350	375	342	365	-	-	350	-	-	-	-	356.40
		REAPER & HARVESTER	W	250	250	267	264	238	245	213	213	208	208	250	250	250	238.00
			M	-	-	-	400	350	383	-	-	338	353	-	-	-	364.80
	OTHER AGRICULTURAL LABOUR	OTHER AGRICULTURAL LABOUR	W	-	-	-	283	253	265	-	-	215	237	-	-	250.60	
			M	309	314	324	305	322	346	337	340	328	337	309	312	323.58	
District: Chikmagalur																	
Center: CHIKKAMAGALURU	SKILLED LABOUR	CARPENTER	M	450	450	450	450	450	450	450	450	450	450	450	460	450.83	
		BLACKSMITH	M	400	400	400	400	400	400	450	450	450	450	450	460	425.83	
	FIELD LABOUR	PLOUGHMAN	M	400	400	-	450	-	-	-	-	-	-	344	360	390.80	
			SOWER	M	400	400	400	400	-	-	318	308	307	-	311	315	351.00
		WEEDER	W	300	300	300	300	-	-	220	-	216	-	225	239	262.50	
			M	400	400	400	400	400	400	-	-	-	-	-	-	-	400.00
		REAPER & HARVESTER	W	300	300	300	300	300	300	-	-	-	-	-	-	-	300.00
			M	400	400	400	400	400	400	238	250	-	-	-	-	-	361.00
	OTHER AGRICULTURAL LABOUR	OTHER AGRICULTURAL LABOUR	W	300	300	300	300	300	300	197	206	-	-	-	-	-	275.38
			M	400	400	400	400	400	400	277	301	279	292	306	301	346.33	
District: Chitradurga																	
Center: CHITRADURGA	SKILLED LABOUR	CARPENTER	M	450	450	450	450	450	450	450	450	450	450	450	460	450.83	
		BLACKSMITH	M	450	450	450	450	450	450	450	450	450	450	450	460	450.83	
	FIELD LABOUR	PLOUGHMAN	M	348	344	353	353	-	-	-	-	-	-	344	360	350.33	
			SOWER	M	305	316	315	325	-	-	318	308	307	-	311	315	313.33
		WEEDER	W	225	223	228	228	-	-	220	-	216	-	225	239	225.50	
			M	-	300	303	303	-	-	-	-	-	-	-	-	-	302.00
		REAPER & HARVESTER	W	-	250	260	218	-	-	-	-	-	-	-	-	-	242.67
			M	200	200	242	242	278	266	238	250	-	-	-	-	-	239.50
	OTHER AGRICULTURAL LABOUR	OTHER AGRICULTURAL LABOUR	W	200	150	205	205	203	202	197	206	-	-	-	-	-	196.00
			M	300	301	315	318	297	291	277	301	279	292	306	301	298.17	
District: Dakshin kannad																	
Center: DAKSHINA KANNADA	SKILLED LABOUR	CARPENTER	M	600	600	600	600	600	600	600	600	600	600	600	610	600.77	
		BLACKSMITH	M	550	550	550	550	550	550	550	550	550	550	550	560	550.77	
	FIELD LABOUR	PLOUGHMAN	M	-	575	-	-	-	600	583	-	-	-	550	-	577.00	
			SOWER	M	550	550	600	600	590	560	-	-	-	-	-	613	582.88
		WEEDER	W	460	465	-	-	-	-	-	-	-	-	-	-	-	462.50
			M	600	-	-	-	-	-	563	-	600	-	-	-	-	587.67
		REAPER & HARVESTER	W	500	-	-	-	-	-	475	500	500	-	-	-	-	493.75
			M	-	-	-	-	-	-	575	569	600	-	-	-	-	581.33
	OTHER AGRICULTURAL LABOUR	OTHER AGRICULTURAL LABOUR	W	-	-	-	-	-	475	479	500	-	-	-	-	484.67	
			M	565	593	564	584	593	583	569	594	600	550	550	563	574.77	
District: Davangere																	
				W	482	485	468	491	500	468	486	500	500	480	450	463	480.08

Average Daily Agricultural Wages and Non Agricultural Wages (in Rs.) - 2020-21																	
State/District/Center	Labour Category	Labour Type	Gen	Jul	Aug	Sep	Oct	Nov	Dec	Jan	Feb	Mar	Apr	May	Jun	Annual Average	
Center: DAVANAGERE	SKILLED LABOUR	CARPENTER	M	600	600	600	600	600	600	600	600	600	600	600	625	601.92	
		BLACKSMITH	M	500	500	500	500	500	500	500	500	500	500	500	500	520	501.54
	FIELD LABOUR	PLOUGHMAN	M	425	425	450	450	450	450	400	440	438	425	438	433	436.46	
			W	267	267	-	-	-	-	-	277	-	-	-	267	269.50	
		SOWER	M	348	349	300	300	-	-	308	300	300	300	300	300	355	314.55
			W	280	278	253	277	-	-	263	250	250	254	260	287	264.09	
		WEEDER	M	-	-	-	300	300	300	300	300	383	267	233	-	297.88	
			W	-	-	-	200	200	206	267	275	279	215	188	-	228.75	
		REAPER & HARVESTER	M	360	360	300	350	279	281	303	297	299	306	300	364	315.31	
			W	291	291	250	300	255	258	269	262	252	268	240	295	267.77	
OTHER AGRICULTURAL LABOUR	OTHER AGRICULTURAL LABOUR	M	335	334	341	385	354	353	323	353	351	329	342	335	344.31		
		W	263	263	239	288	287	288	282	271	277	294	255	267	270.23		
District: Dharwad																	
Center: DHARWAD	SKILLED LABOUR	CARPENTER	M	450	450	450	450	450	450	450	450	450	450	450	450	450.00	
		BLACKSMITH	M	400	400	400	400	400	400	400	400	400	400	400	400	400.00	
	FIELD LABOUR	PLOUGHMAN	M	340	-	340	323	-	-	-	-	-	-	310	308	324.20	
			W	-	-	-	250	-	-	-	-	-	-	-	-	250.00	
		SOWER	M	290	-	322	316	-	-	-	-	-	-	-	315	305	309.60
			W	250	-	-	250	-	-	-	-	-	-	-	225	250	243.75
		WEEDER	M	-	-	-	-	324	324	-	300	-	-	-	-	-	316.00
			W	214	250	300	-	263	263	-	225	-	-	-	-	-	252.50
		REAPER & HARVESTER	M	-	338	317	332	300	300	302	310	320	-	-	-	-	313.44
			W	-	300	258	255	-	-	213	215	225	-	-	-	-	239.86
OTHER AGRICULTURAL LABOUR	OTHER AGRICULTURAL LABOUR	M	277	275	298	300	330	305	295	298	301	308	309	302	299.46		
		W	225	200	250	250	246	246	250	200	214	250	-	212	232.75		
District: Gadag																	
Center: GADAG	SKILLED LABOUR	CARPENTER	M	420	420	420	420	420	420	420	420	420	420	420	420	420.00	
		BLACKSMITH	M	400	400	400	400	400	400	400	400	400	400	400	400	400.00	
	FIELD LABOUR	PLOUGHMAN	M	288	288	278	279	282	276	279	284	-	267	278	290	280.82	
			W	205	-	200	-	-	-	-	-	-	200	-	-	201.67	
		SOWER	M	280	280	331	293	296	296	288	274	-	-	284	278	290.00	
			W	189	192	207	208	205	210	-	-	-	-	175	189	196.88	
		WEEDER	M	261	256	266	252	244	245	-	-	-	-	-	247	253.00	
			W	196	185	174	180	187	200	149	166	165	-	-	189	179.10	
		REAPER & HARVESTER	M	-	263	251	255	250	245	257	264	256	269	275	-	258.50	
			W	-	205	192	189	196	200	183	171	169	199	175	-	187.90	
OTHER AGRICULTURAL LABOUR	OTHER AGRICULTURAL LABOUR	M	260	259	252	252	251	235	265	261	259	257	259	255	255.42		
		W	194	186	190	188	196	182	182	181	193	193	188	185	188.17		
District: Gulbarga																	

Average Daily Agricultural Wages and Non Agricultural Wages (in Rs.) - 2020-21																	
State/District/Center	Labour Category	Labour Type	Gen	Jul	Aug	Sep	Oct	Nov	Dec	Jan	Feb	Mar	Apr	May	Jun	Annual Average	
Center: KALBURAGI	SKILLED LABOUR	CARPENTER	M	380	380	380	380	380	380	380	380	380	380	380	380	380.00	
		BLACKSMITH	M	350	350	350	350	350	350	350	350	350	350	350	350	350	350.00
	FIELD LABOUR	PLOUGHMAN	M	325	322	327	325	300	-	329	332	324	324	325	325	325	323.50
			W	250	250	250	253	-	-	253	255	250	250	250	250	250	251.00
		SOWER	M	313	302	339	367	325	375	308	300	300	334	-	326	326	326.92
			W	250	250	250	250	250	250	228	238	225	242	-	231	242	242.17
		WEEDER	M	318	317	310	308	310	313	308	325	300	320	317	318	318	314.15
			W	222	224	227	232	217	239	217	221	223	232	229	231	226	226.62
		REAPER & HARVESTER	M	300	321	297	340	337	320	327	305	307	303	310	300	300	313.08
			W	203	204	204	235	221	269	238	234	240	210	218	200	222	222.00
	OTHER AGRICULTURAL LABOUR	OTHER AGRICULTURAL LABOUR	M	305	303	301	311	316	327	291	295	305	305	310	305	306.08	
		W	234	236	230	230	238	244	227	224	229	228	238	235	232	232.38	
District: Hassan																	
Center: HASSAN	SKILLED LABOUR	CARPENTER	M	550	550	550	550	550	550	550	550	550	550	550	550	550.00	
		BLACKSMITH	M	500	500	500	500	500	500	500	500	500	500	500	500	500	500.00
	FIELD LABOUR	PLOUGHMAN	M	437	438	436	432	431	432	447	450	-	441	433	433	436.83	
		SOWER	M	350	419	410	420	410	410	-	-	-	355	331	360	388.50	
			W	300	369	360	370	360	360	-	-	-	286	281	303	335.90	
		WEEDER	M	359	363	365	361	362	362	-	-	-	-	350	370	361.44	
			W	302	305	312	308	312	312	-	-	-	-	300	313	308.00	
		REAPER & HARVESTER	M	350	356	365	366	388	388	385	385	375	-	-	356	371.25	
			W	300	299	299	292	326	326	329	331	325	-	-	306	312.50	
		OTHER AGRICULTURAL LABOUR	OTHER AGRICULTURAL LABOUR	M	453	450	444	429	437	437	359	439	434	377	448	462	430.86
	W		314	318	310	318	301	301	282	290	296	301	317	323	306.07		
	District: Haveri																
Center: HAVERI	SKILLED LABOUR	CARPENTER	M	450	450	450	450	450	450	450	450	450	450	450	450	450.00	
		BLACKSMITH	M	440	440	440	440	440	440	440	440	440	440	440	440	440.00	
	FIELD LABOUR	PLOUGHMAN	M	375	350	-	369	356	358	313	300	-	325	338	365	344.90	
			W	283	-	-	-	-	-	-	-	-	-	-	200	250	244.33
		SOWER	M	317	308	-	354	368	378	300	325	300	300	300	360	330	328.33
			W	250	233	-	294	280	300	250	250	250	250	275	250	261.00	
		WEEDER	M	295	294	297	-	350	342	267	300	283	300	275	313	299.92	
			W	218	222	204	300	300	293	200	200	200	210	200	263	231.54	
		REAPER & HARVESTER	M	325	300	310	325	334	349	302	299	253	300	317	250	301.31	
			W	200	225	223	269	276	277	250	250	214	220	258	200	236.62	
	OTHER AGRICULTURAL LABOUR	OTHER AGRICULTURAL LABOUR	M	320	305	300	330	349	348	312	308	309	305	325	327	319.00	
		W	246	234	233	290	288	305	253	250	230	228	251	243	252.38		
District: Kodagu																	
Center: KODAGU	SKILLED LABOUR	CARPENTER	M	500	500	500	500	500	500	500	500	500	500	500	500	500.00	
		BLACKSMITH	M	500	500	500	500	500	500	500	500	500	500	500	500	500.00	
	FIELD LABOUR	PLOUGHMAN	M	500	500	-	-	-	-	-	-	-	-	-	500	500.00	
		WEEDER	M	400	400	400	400	383	-	-	363	370	363	358	383	382.00	
			W	350	350	350	350	333	-	-	300	300	300	300	333	326.60	
		REAPER & HARVESTER	M	-	-	-	-	400	385	400	363	-	-	-	-	387.00	
			W	-	-	-	-	350	350	350	300	-	-	-	-	337.50	
		OTHER AGRICULTURAL LABOUR	OTHER AGRICULTURAL LABOUR	M	400	400	300	300	300	300	300	300	300	335	331	325	324.25
	W		350	350	-	-	-	-	-	-	-	-	300	300	300	320.00	
	District: Kolar																

Average Daily Agricultural Wages and Non Agricultural Wages (in Rs.) - 2020-21																	
State/District/Center	Labour Category	Labour Type	Gen	Jul	Aug	Sep	Oct	Nov	Dec	Jan	Feb	Mar	Apr	May	Jun	Annual Average	
Center: KOLAR	SKILLED LABOUR	CARPENTER	M	560	560	560	560	560	560	560	560	560	560	560	560	560.00	
		BLACKSMITH	M	540	540	540	540	540	540	540	540	540	540	540	540	540.00	
	FIELD LABOUR	PLOUGHMAN	M	425	400	425	450	450	450	440	-	437	-	400	425	429.73	
			W	300	300	300	300	300	-	-	-	-	-	300	300	300.00	
		SOWER	M	345	348	365	370	400	-	-	-	-	-	-	365	373	366.38
			W	300	300	300	300	300	-	-	-	-	-	-	300	300	300.00
		WEEDER	M	-	-	-	392	400	-	-	-	-	-	-	-	-	396.00
			W	280	277	-	294	280	-	250	280	-	-	-	-	280	277.29
	REAPER & HARVESTER	M	-	-	404	400	421	399	370	370	450	-	-	-	-	402.25	
		W	-	-	305	336	300	301	283	279	296	270	-	-	-	297.22	
OTHER AGRICULTURAL LABOUR	OTHER AGRICULTURAL LABOUR	M	378	370	375	396	388	411	414	350	397	383	368	385	383.85		
		W	299	296	297	308	300	292	300	300	300	310	300	299	299.85		
District: Koppal																	
Center: KOPPAL	SKILLED LABOUR	CARPENTER	M	450	450	450	450	450	450	450	450	450	450	450	450	450.00	
		BLACKSMITH	M	420	420	420	420	420	420	420	420	420	420	420	420	420.00	
	FIELD LABOUR	PLOUGHMAN	M	417	417	417	417	417	417	450	450	450	456	450	417	431.25	
			W	290	292	268	251	228	233	-	-	265	-	-	269	262.00	
		SOWER	M	385	378	387	388	365	374	371	388	363	350	381	370	375.00	
			W	290	292	268	251	228	233	-	-	265	-	-	269	262.00	
		WEEDER	M	330	330	-	-	-	-	-	300	-	-	300	313	314.60	
			W	224	227	179	179	179	181	210	225	206	200	221	222	204.42	
	REAPER & HARVESTER	M	333	333	330	313	313	343	300	300	-	300	301	-	316.60		
		W	216	219	215	219	219	222	203	209	209	213	227	213	215.33		
OTHER AGRICULTURAL LABOUR	OTHER AGRICULTURAL LABOUR	M	341	344	341	341	340	343	322	327	350	333	316	329	335.58		
		W	230	227	228	241	248	251	212	212	233	226	220	236	230.33		
District: Mandya																	
Center: MANDYA	SKILLED LABOUR	CARPENTER	M	420	420	420	420	420	420	420	420	420	420	420	420	420.00	
		BLACKSMITH	M	400	400	400	400	400	400	400	400	400	400	400	400	400.00	
	FIELD LABOUR	PLOUGHMAN	M	396	393	393	404	404	404	393	379	381	394	395	396	394.33	
			W	227	227	227	227	229	221	209	218	204	231	223	223	222.17	
		SOWER	M	325	321	327	320	322	323	334	319	338	324	330	323	325.50	
			W	227	227	227	227	229	221	209	218	204	231	223	223	222.17	
		WEEDER	M	300	304	310	318	318	325	319	311	316	301	309	313	312.00	
			W	250	250	244	246	246	245	242	244	246	247	236	241	244.75	
	REAPER & HARVESTER	M	-	-	319	304	313	340	328	316	326	314	339	315	321.40		
		W	-	-	249	245	245	246	241	253	253	252	249	241	247.40		
OTHER AGRICULTURAL LABOUR	OTHER AGRICULTURAL LABOUR	M	336	337	336	336	336	336	348	347	334	344	337	336	338.58		
		W	237	240	243	242	241	243	248	248	249	243	235	243	242.67		
District: Mysore																	
Center: MYSURU	SKILLED LABOUR	CARPENTER	M	443	443	443	443	443	443	443	443	443	443	443	443	443.00	
		BLACKSMITH	M	371	371	376	376	379	379	371	371	371	371	371	371	373.17	
	FIELD LABOUR	PLOUGHMAN	M	482	487	511	510	514	507	455	480	475	473	475	481	487.50	
			W	-	-	250	392	250	250	-	-	-	-	-	-	285.50	
		SOWER	M	283	294	329	265	311	383	-	304	277	288	288	284	300.55	
			W	245	278	271	233	232	333	-	222	219	235	239	241	249.82	
		WEEDER	M	280	278	267	243	383	150	-	-	256	279	281	280	269.70	
			W	232	266	279	176	328	267	200	-	208	232	233	237	241.64	
	REAPER & HARVESTER	M	250	250	422	292	394	384	251	259	266	261	263	271	296.92		
		W	220	250	399	283	292	313	212	214	218	218	218	219	254.67		
OTHER AGRICULTURAL LABOUR	OTHER AGRICULTURAL LABOUR	M	274	287	314	312	314	352	243	248	261	265	265	265	283.33		
		W	227	232	262	254	269	286	196	211	218	220	223	230	235.67		
District: Raichur																	

Average Daily Agricultural Wages and Non Agricultural Wages (in Rs.) - 2020-21																	
State/District/Center	Labour Category	Labour Type	Gen	Jul	Aug	Sep	Oct	Nov	Dec	Jan	Feb	Mar	Apr	May	Jun	Annual Average	
Center: RAICHUR	SKILLED LABOUR	CARPENTER	M	400	400	400	400	400	400	400	400	400	400	400	400	400.00	
		BLACKSMITH	M	350	350	350	350	350	350	350	350	350	350	350	350	350.00	
	FIELD LABOUR	PLOUGHMAN	M	310	310	310	324	350	346	330	331	340	344	344	349	334.00	
			W	-	-	-	233	263	278	-	-	-	-	-	-	258.00	
		SOWER	M	320	323	325	313	313	317	305	307	318	300	306	315	312.00	
			W	250	250	250	263	259	249	243	247	247	248	247	248	249.71	
		WEEDER	M	305	305	306	309	309	317	319	319	320	323	323	322	315.93	
			W	250	250	250	245	235	245	240	240	240	240	240	234	242.07	
	REAPER & HARVESTER	M	315	310	310	313	320	348	314	314	314	322	319	316	318.29		
		W	250	250	250	243	244	249	241	243	244	244	243	243	245.07		
OTHER AGRICULTURAL LABOUR	OTHER AGRICULTURAL LABOUR	M	294	294	294	313	313	309	302	302	303	305	310	310	304.57		
		W	256	256	256	256	252	251	255	254	254	255	254	252	254.29		
District: Ramanagara																	
Center: RAMANAGARA	SKILLED LABOUR	CARPENTER	M	425	425	425	425	425	425	425	425	425	425	425	425	425.00	
		BLACKSMITH	M	415	415	415	415	415	415	415	415	415	415	415	415	415.00	
	FIELD LABOUR	PLOUGHMAN	M	423	423	424	-	-	-	-	-	-	-	414	423	420.17	
			W	-	-	-	-	-	-	-	-	-	-	-	-	-	
		SOWER	M	378	378	383	-	-	-	-	-	-	-	-	-	375	378.50
			W	300	300	267	-	-	-	-	-	-	-	-	-	300	291.75
		WEEDER	W	-	-	320	324	-	-	328	-	-	-	-	-	-	324.00
	REAPER & HARVESTER	W	-	-	-	-	-	301	328	-	-	-	-	-	-	314.50	
	OTHER AGRICULTURAL LABOUR	OTHER AGRICULTURAL LABOUR	M	371	396	393	398	410	409	375	-	-	391	373	372	387.36	
			W	330	329	297	304	307	310	-	-	-	325	323	332	318.00	
District: Shimoga																	
Center: SHIVAMOGGA	SKILLED LABOUR	CARPENTER	M	450	450	450	450	450	450	450	450	450	450	450	470	451.67	
		BLACKSMITH	M	365	365	365	365	365	365	365	365	365	365	365	390	367.08	
	FIELD LABOUR	PLOUGHMAN	M	393	383	383	389	383	383	376	378	378	378	375	387	382.17	
			W	300	267	250	267	267	267	250	300	300	300	267	300	277.92	
		SOWER	M	360	360	379	379	363	363	319	317	317	317	317	327	343.17	
			W	225	238	238	238	263	263	250	300	225	225	225	219	242.42	
		WEEDER	M	325	311	311	315	333	333	313	281	281	281	300	325	309.08	
			W	239	238	243	238	242	242	228	219	236	228	242	236	235.92	
	REAPER & HARVESTER	M	400	-	-	356	364	370	350	350	369	367	367	400	369.30		
		W	250	-	-	235	244	244	250	250	259	254	250	250	248.60		
OTHER AGRICULTURAL LABOUR	OTHER AGRICULTURAL LABOUR	M	377	380	382	380	378	379	370	365	364	371	365	374	373.75		
		W	255	251	249	251	255	254	248	251	252	256	249	248	251.58		
District: Tumkur																	
Center: TUMAKURU	SKILLED LABOUR	CARPENTER	M	480	480	480	480	480	480	480	480	480	480	480	480	480.00	
		BLACKSMITH	M	450	450	450	450	450	450	450	450	450	450	450	450	450.00	
	FIELD LABOUR	PLOUGHMAN	M	350	350	350	350	350	350	-	-	-	-	-	350	350.00	
			W	-	-	-	-	-	-	-	-	300	-	-	-	300.00	
		SOWER	M	300	-	-	-	-	-	-	-	-	218	-	-	300	252.57
			W	-	250	250	250	250	250	-	-	-	-	-	-	-	250.00
		WEEDER	M	-	300	300	300	300	300	300	-	-	-	-	-	-	300.00
			W	-	250	250	250	250	250	-	-	-	-	-	-	-	250.00
	REAPER & HARVESTER	M	-	300	300	300	300	338	-	300	-	-	-	-	305	306.14	
		W	-	250	250	250	250	250	218	208	250	-	-	-	234	240.00	
OTHER AGRICULTURAL LABOUR	OTHER AGRICULTURAL LABOUR	M	292	299	295	306	300	300	290	299	301	301	298	294	297.92		
		W	228	230	221	221	220	220	225	228	228	229	226	224	225.00		
District: Udipi																	

Average Daily Agricultural Wages and Non Agricultural Wages (in Rs.) - 2020-21																	
State/District/Center	Labour Category	Labour Type	Gen	Jul	Aug	Sep	Oct	Nov	Dec	Jan	Feb	Mar	Apr	May	Jun	Annual Average	
Center: UDUPI	SKILLED LABOUR	CARPENTER	M	650	650	650	650	650	650	650	650	650	650	650	650	650.00	
		BLACKSMITH	M	550	550	550	550	550	550	550	550	550	550	550	550	550	550.00
	FIELD LABOUR	PLOUGHMAN	M	467	-	-	456	467	467	517	517	-	-	533	517	495.33	
			W	400	-	-	-	-	-	-	-	-	-	450	-	425.00	
		SOWER	M	467	-	-	-	450	450	483	442	-	-	483	511	474.63	
			W	-	-	-	-	-	-	400	400	-	-	500	517	466.80	
		WEEDER	M	450	450	500	-	-	450	525	525	-	-	-	-	-	483.33
			W	400	400	400	-	-	400	475	483	-	-	-	-	-	426.33
	REAPER & HARVESTER	M	-	-	-	458	467	375	500	500	500	500	475	-	-	471.88	
		W	-	-	-	400	400	-	500	500	475	450	425	-	-	450.00	
OTHER AGRICULTURAL LABOUR	OTHER AGRICULTURAL LABOUR	M	464	470	500	462	461	459	462	462	465	465	465	473	467.77		
		W	400	400	400	400	400	400	400	400	400	400	400	400	400.00		
District: Uttarakannad																	
Center: UTTARAKANNADA	SKILLED LABOUR	CARPENTER	M	450	450	450	450	450	450	450	450	450	450	450	450	450.00	
		BLACKSMITH	M	400	400	400	400	400	400	400	400	400	400	400	400	400.00	
	FIELD LABOUR	PLOUGHMAN	M	498	483	450	450	450	489	533	450	450	450	488	540	473.64	
			W	315	340	-	300	300	363	320	-	-	-	340	325	322.56	
		SOWER	M	391	400	450	425	425	432	375	-	-	-	415	416	418.55	
			W	315	340	-	300	300	363	320	-	-	-	340	325	322.56	
		WEEDER	M	367	402	397	388	425	359	388	399	383	383	450	406	395.14	
			W	293	319	326	313	310	319	328	313	332	330	350	350	323.00	
	REAPER & HARVESTER	M	-	-	350	403	420	382	400	392	407	437	441	-	-	398.64	
		W	-	-	313	346	331	311	324	328	377	377	-	-	-	336.60	
OTHER AGRICULTURAL LABOUR	OTHER AGRICULTURAL LABOUR	M	412	411	433	426	412	421	417	426	408	428	413	405	419.36		
		W	312	287	327	326	313	302	318	313	295	309	316	305	312.57		
District: Yadgir																	
Center: YADAGIRI	SKILLED LABOUR	CARPENTER	M	520	520	520	520	520	520	520	520	520	520	520	520	520.00	
		BLACKSMITH	M	420	420	420	420	420	420	420	420	420	420	420	420	420.00	
	FIELD LABOUR	PLOUGHMAN	M	417	422	411	406	444	444	417	411	417	417	450	433	424.08	
			W	275	250	-	-	-	-	-	-	-	-	-	267	264.00	
		SOWER	M	400	400	400	400	-	-	417	-	-	-	-	417	405.67	
			W	275	250	-	-	-	-	-	-	-	-	-	-	267	264.00
		WEEDER	M	248	242	250	233	-	-	267	256	-	-	267	267	253.75	
			W	248	242	250	233	-	-	267	256	-	-	267	267	253.75	
	REAPER & HARVESTER	M	-	-	350	350	350	363	367	367	367	367	367	410	-	365.67	
		W	230	218	236	225	238	238	241	246	245	245	246	247	237.92		
OTHER AGRICULTURAL LABOUR	OTHER AGRICULTURAL LABOUR	M	373	378	370	370	386	386	377	387	386	382	378	378	379.25		
		W	238	242	242	239	225	225	245	242	242	239	234	242	237.92		
Table 6.11																	
State: Kerala																	
District: Alappuzha																	
Center: KAAVALAM	SKILLED LABOUR	CARPENTER	M	1000	1000	1000	1000	1000	1000	1000	1000	1000	1000	1000	1000	1,000.00	
		BLACKSMITH	M	900	900	900	900	900	900	900	900	900	900	900	900	900.00	
	FIELD LABOUR	SOWER	W	500	500	500	500	500	500	500	500	500	500	500	500	500.00	
		WEEDER	W	500	500	500	500	500	500	500	500	500	500	500	500	500.00	
	OTHER AGRICULTURAL LABOUR	OTHER AGRICULTURAL LABOUR	M	675	675	675	675	675	675	675	675	675	675	825	825	700.00	
			W	500	500	500	500	500	500	500	500	500	500	500	500	500.00	

Average Daily Agricultural Wages and Non Agricultural Wages (in Rs.) - 2020-21																		
State/District/Center	Labour Category	Labour Type	Gen	Jul	Aug	Sep	Oct	Nov	Dec	Jan	Feb	Mar	Apr	May	Jun	Annual Average		
Center: PAALAMEL	SKILLED LABOUR	CARPENTER	M	1020	1020	1020	1020	1020	1020	1020	1020	1020	1020	1020	1020	1,020.00		
		BLACKSMITH	M	1020	1020	1020	1020	1020	1020	1020	1020	1020	1020	1020	1020	1020	1,020.00	
	FIELD LABOUR	SOWER	W	600	600	600	600	600	600	600	600	600	600	600	600	600	600.00	
		WEEDER	W	600	600	600	600	600	600	600	600	600	600	600	600	600	600.00	
		REAPER & HARVESTER	W	600	600	600	600	600	600	600	600	600	600	600	600	600	600.00	
	OTHER AGRICULTURAL LABOUR	OTHER AGRICULTURAL LABOUR	M	675	675	675	675	675	675	675	675	675	675	675	675	675	675.00	
			W	550	550	550	550	550	550	567	550	550	550	550	550	550	551.42	
District: Ernakulam																		
Center: KOTTAPPADI	SKILLED LABOUR	CARPENTER	M	900	900	900	900	900	900	900	900	900	900	900	900	900	900.00	
		BLACKSMITH	M	900	900	900	900	900	900	900	900	900	900	900	900	900	900.00	
	FIELD LABOUR	PLOUGHMAN	M	1000	1000	1000	1000	1000	1000	1000	1000	1000	1000	1000	1000	1000	1,000.00	
		SOWER	W	700	700	700	700	700	700	700	700	700	700	700	-	500	681.82	
		WEEDER	W	400	400	400	400	400	400	400	-	400	400	400	-	500	410.00	
		REAPER & HARVESTER	M	900	900	900	900	900	900	900	900	900	900	900	900	900	900	900.00
			W	700	700	700	700	700	700	700	700	400	700	700	700	700	500	658.33
	OTHER AGRICULTURAL LABOUR	OTHER AGRICULTURAL LABOUR	M	583	583	583	583	583	583	583	583	583	583	583	583	583	583.00	
			W	617	617	617	617	617	617	617	617	617	617	533	617	517	601.67	
Center: VENGUR	SKILLED LABOUR	CARPENTER	M	900	900	900	900	900	900	900	900	900	900	900	900	900	900.00	
		BLACKSMITH	M	900	900	900	900	900	900	900	900	900	900	900	900	900	900.00	
	FIELD LABOUR	PLOUGHMAN	M	1000	1000	1000	1000	1000	1000	1000	1000	1000	1000	1000	1000	1000	1,000.00	
		SOWER	W	400	400	400	400	400	400	400	900	400	400	400	400	400	441.67	
		WEEDER	W	400	400	400	400	400	400	400	400	400	400	400	400	400	400.00	
		REAPER & HARVESTER	M	900	900	900	900	900	900	900	900	900	900	900	900	900	-	900.00
			W	700	700	700	700	700	700	700	700	400	700	700	700	700	-	672.73
	OTHER AGRICULTURAL LABOUR	OTHER AGRICULTURAL LABOUR	M	575	575	575	575	575	575	575	575	575	575	575	683	575	584.00	
			W	707	707	707	713	713	707	607	707	707	707	707	707	707	699.67	
District: Idukki																		
Center: KUMALI	SKILLED LABOUR	CARPENTER	M	900	900	900	900	900	900	900	900	900	900	900	900	900	900.00	
	OTHER AGRICULTURAL LABOUR	OTHER AGRICULTURAL LABOUR	M	600	600	600	600	600	600	600	600	650	650	650	650	650	620.83	
			W	450	450	450	475	475	475	475	475	475	425	475	475	475	464.58	
Center: VANDENMEDU	SKILLED LABOUR	CARPENTER	M	850	850	1000	1000	1000	1000	1000	1000	1000	1000	1000	1000	1000	975.00	
	FIELD LABOUR	PLOUGHMAN	M	850	850	850	850	850	850	850	850	850	850	850	850	850	850.00	
		SOWER	W	400	400	400	400	500	500	-	500	500	500	500	500	500	463.64	
		WEEDER	W	400	400	400	400	500	500	-	500	500	500	500	500	500	463.64	
		REAPER & HARVESTER	M	650	650	650	650	650	650	650	650	650	650	650	650	650	650.00	
	W		500	500	500	500	500	500	500	500	500	500	500	500	500	500.00		
	OTHER AGRICULTURAL LABOUR	OTHER AGRICULTURAL LABOUR	M	500	500	500	500	533	533	550	550	550	550	550	550	550	530.50	
W			450	450	433	433	433	450	500	467	467	467	467	467	467	457.00		
District: Kannur																		
Center: AARALAM	SKILLED LABOUR	CARPENTER	M	975	975	975	980	980	980	980	1000	1000	1000	1000	1000	987.08		
		BLACKSMITH	M	1000	1000	1000	1005	1005	1005	1005	1025	1025	1025	1025	1025	1025	1,012.08	
	FIELD LABOUR	PLOUGHMAN	M	863	863	863	865	865	865	865	850	850	850	850	850	858.25		
		SOWER	W	400	400	400	400	400	400	450	450	450	450	450	450	450	425.00	
		WEEDER	W	400	400	400	400	400	400	450	450	450	450	450	450	450	425.00	
		REAPER & HARVESTER	M	550	550	550	450	550	550	550	550	550	550	550	550	550	550	541.67
			W	400	400	400	400	400	400	400	-	450	450	450	450	450	450	422.73
	OTHER AGRICULTURAL LABOUR	OTHER AGRICULTURAL LABOUR	M	617	617	617	617	617	617	617	617	617	617	617	452	617	603.25	
			W	517	517	517	517	517	517	575	533	533	533	533	533	533	528.50	

Average Daily Agricultural Wages and Non Agricultural Wages (in Rs.) - 2020-21																	
State/District/Center	Labour Category	Labour Type	Gen	Jul	Aug	Sep	Oct	Nov	Dec	Jan	Feb	Mar	Apr	May	Jun	Annual Average	
Center: SREEKANDAPURAM	SKILLED LABOUR	CARPENTER	M	875	875	875	875	875	875	875	875	875	875	875	875	875.00	
		BLACKSMITH	M	875	875	875	875	875	875	875	875	875	875	875	875	875	875.00
	FIELD LABOUR	PLOUGHMAN	M	740	740	740	740	740	740	740	740	740	740	740	740	740	740.00
		SOWER	W	675	675	675	675	675	675	675	-	675	675	675	675	675	675.00
		WEEDER	W	675	675	675	675	675	675	675	-	675	675	875	675	675	693.18
		REAPER & HARVESTER	M	740	740	740	740	740	740	740	740	740	740	640	740	740	731.67
			W	675	675	675	675	675	675	675	675	675	675	675	675	675	675
	OTHER AGRICULTURAL LABOUR	OTHER AGRICULTURAL LABOUR	M	797	797	797	797	797	797	797	797	797	797	752	797	797	793.25
			W	742	742	742	742	742	742	742	742	742	742	742	742	742	742.00
	District: Kasaragod																
Center: BEDUKKARA	SKILLED LABOUR	CARPENTER	M	900	900	900	950	950	950	950	950	950	950	950	950	950	937.50
		BLACKSMITH	M	900	900	900	950	950	950	950	950	950	950	950	950	950	937.50
	FIELD LABOUR	SOWER	W	350	350	350	350	400	400	400	600	400	400	400	400	400	400.00
		WEEDER	W	350	350	350	350	400	400	400	600	400	400	400	400	400	400.00
		REAPER & HARVESTER	M	600	600	600	600	600	600	600	600	600	600	600	600	600	600.00
			W	350	350	383	350	400	400	400	400	400	400	400	400	400	400
	OTHER AGRICULTURAL LABOUR	OTHER AGRICULTURAL LABOUR	M	600	600	600	600	600	600	600	600	600	600	600	600	600	600.00
			W	383	383	383	383	400	400	417	417	417	417	417	417	417	402.83
Center: KAYYOOR/CHEEMENI	SKILLED LABOUR	CARPENTER	M	900	900	900	900	900	900	900	900	900	900	900	900	900	900.00
		BLACKSMITH	M	900	900	900	900	900	900	900	900	900	900	900	900	900	900.00
	FIELD LABOUR	SOWER	W	350	400	400	400	400	400	400	600	400	400	400	400	400	412.50
		WEEDER	W	350	400	400	400	400	400	400	600	400	400	400	400	400	412.50
		REAPER & HARVESTER	M	600	600	600	600	600	600	600	600	600	600	600	600	600	600.00
			W	350	400	400	400	400	400	400	400	400	400	400	400	400	395.83
	OTHER AGRICULTURAL LABOUR	OTHER AGRICULTURAL LABOUR	M	600	600	600	600	600	600	600	600	600	600	600	600	600	600.00
			W	383	400	400	400	400	400	400	400	400	400	400	400	400	398.58
	District: Kollam																
	Center: CHITHARA	SKILLED LABOUR	CARPENTER	M	900	1000	1000	1000	1000	1000	1000	1000	1000	1000	1000	1000	1000
BLACKSMITH			M	900	900	900	900	900	900	900	900	900	900	900	900	900	900.00
FIELD LABOUR		SOWER	W	600	600	600	600	600	600	600	-	600	600	600	600	600	600.00
		WEEDER	W	600	600	600	600	600	600	600	-	600	600	600	600	600	600.00
		REAPER & HARVESTER	M	700	700	700	700	700	700	700	700	700	700	700	700	750	704.17
			W	600	600	600	600	600	600	600	600	600	600	600	600	600	600.00
OTHER AGRICULTURAL LABOUR		OTHER AGRICULTURAL LABOUR	M	700	700	700	700	700	700	725	725	725	725	725	725	750	716.67
			W	600	600	600	600	600	600	600	600	600	600	600	600	600	600.00
Center: THALAVOOR	SKILLED LABOUR	CARPENTER	M	1000	1000	1000	1000	1000	1000	1000	1000	1000	1000	1000	1000	1,000.00	
		BLACKSMITH	M	900	900	900	900	900	900	900	900	900	900	900	900	900	900.00
	FIELD LABOUR	PLOUGHMAN	M	725	725	725	750	750	750	750	750	750	750	750	750	750	743.75
		SOWER	W	550	550	550	550	550	550	550	550	550	550	550	550	600	554.17
		WEEDER	W	550	550	550	550	550	550	550	550	550	550	550	550	600	554.17
		REAPER & HARVESTER	M	650	650	650	750	750	750	750	750	750	750	750	750	750	725.00
			W	550	550	550	550	550	550	550	600	550	550	550	550	600	558.33
	OTHER AGRICULTURAL LABOUR	OTHER AGRICULTURAL LABOUR	M	700	700	700	700	700	700	700	675	750	750	750	750	775	720.83
			W	617	617	617	617	617	617	617	567	617	617	617	617	633	614.17
	District: Kottayam																

Average Daily Agricultural Wages and Non Agricultural Wages (in Rs.) - 2020-21																		
State/District/Center	Labour Category	Labour Type	Gen	Jul	Aug	Sep	Oct	Nov	Dec	Jan	Feb	Mar	Apr	May	Jun	Annual Average		
Center: AAPPOKKARA	SKILLED LABOUR	CARPENTER	M	900	900	900	900	900	900	900	900	900	900	900	900	900.00		
		BLACKSMITH	M	900	900	900	900	900	900	900	900	900	900	900	900	900	900.00	
	FIELD LABOUR	SOWER	W	400	400	400	400	400	400	400	400	400	400	400	400	400	400.00	
		WEEDER	W	400	400	400	400	400	400	400	400	400	400	400	400	400	400.00	
	OTHER AGRICULTURAL LABOUR	OTHER AGRICULTURAL LABOUR	M	625	625	625	625	625	625	625	625	625	625	625	625	625	625.00	
			W	600	600	600	600	600	600	600	600	600	700	600	600	600	608.33	
Center: KADUTHURUTHY	SKILLED LABOUR	CARPENTER	M	1000	1000	1000	1000	1000	1000	1000	1000	1000	1000	1000	1000	1000	1,000.00	
		BLACKSMITH	M	1000	1000	1000	1000	1000	1000	1000	1000	1000	1000	1000	1000	1000	1,000.00	
	FIELD LABOUR	SOWER	W	500	500	500	500	500	500	500	500	500	500	500	500	500	500.00	
		WEEDER	W	500	500	500	500	500	500	500	500	500	500	500	500	500	500.00	
		REAPER & HARVESTER	W	500	500	500	500	500	500	500	500	500	500	500	500	500	500.00	
	OTHER AGRICULTURAL LABOUR	OTHER AGRICULTURAL LABOUR	M	625	625	625	625	625	625	625	625	625	625	625	625	625	625.00	
			W	700	700	700	700	750	700	600	700	700	700	700	700	700	695.83	
District: Kozhikode																		
Center: PANANGAD	SKILLED LABOUR	CARPENTER	M	950	950	950	950	950	950	950	950	950	950	950	950	950	950.00	
		BLACKSMITH	M	850	850	850	850	850	850	850	850	850	850	850	850	850	850.00	
	FIELD LABOUR	PLOUGHMAN	M	1200	1200	1300	1300	1400	1400	1400	1400	1400	1400	1400	1400	1400	1,350.00	
		SOWER	W	700	700	700	700	700	700	700	700	700	700	700	700	700	700.00	
		WEEDER	W	700	700	700	700	700	700	700	700	700	700	700	700	700	700.00	
		REAPER & HARVESTER	M	850	850	850	850	850	850	850	850	850	850	850	850	850	850.00	
	OTHER AGRICULTURAL LABOUR	OTHER AGRICULTURAL LABOUR	W	700	700	700	700	700	700	700	700	700	700	700	700	700	700.00	
			M	825	825	825	825	825	825	825	825	825	825	825	825	825	800	822.92
OTHER AGRICULTURAL LABOUR	OTHER AGRICULTURAL LABOUR	W	700	700	700	700	700	700	700	700	700	700	700	700	700	643	695.25	
		M	825	825	825	825	825	825	825	825	825	825	825	825	825	800	822.92	
Center: THIRUVAMBADI	SKILLED LABOUR	CARPENTER	M	900	900	900	900	900	900	900	900	1000	1000	1000	1000	1000	941.67	
		BLACKSMITH	M	900	900	900	900	900	900	900	900	900	900	900	900	900	900.00	
	FIELD LABOUR	PLOUGHMAN	M	980	980	980	980	980	980	980	980	980	980	980	980	980	980.00	
		SOWER	W	600	700	700	700	700	700	-	700	700	700	700	700	700	690.91	
		WEEDER	W	600	600	600	600	600	600	600	-	700	600	600	600	600	609.09	
		REAPER & HARVESTER	M	800	900	900	900	900	900	900	900	900	900	900	900	900	891.67	
	OTHER AGRICULTURAL LABOUR	OTHER AGRICULTURAL LABOUR	W	600	700	700	700	700	700	700	600	700	700	700	700	700	683.33	
			M	750	783	783	783	783	783	783	783	817	817	817	817	817	794.42	
	OTHER AGRICULTURAL LABOUR	OTHER AGRICULTURAL LABOUR	W	617	617	617	617	617	617	617	650	617	617	617	617	617	617	619.75
			M	750	783	783	783	783	783	783	783	817	817	817	817	817	817	794.42
District: Malappuram																		
Center: ALIPARAMBA	SKILLED LABOUR	CARPENTER	M	1025	1020	1020	1020	1020	1020	1020	1050	1050	1050	1050	1050	1,032.92		
		BLACKSMITH	M	950	950	950	950	950	950	950	950	950	950	950	950	950	950.00	
	FIELD LABOUR	SOWER	W	670	670	670	670	670	670	670	-	700	700	700	700	700	683.64	
		WEEDER	W	670	670	670	670	670	670	670	-	700	700	700	700	700	683.64	
		REAPER & HARVESTER	M	730	730	730	730	730	730	730	730	750	750	750	750	750	738.33	
		W	670	670	670	670	670	670	670	670	700	700	700	700	700	700	682.50	
	OTHER AGRICULTURAL LABOUR	OTHER AGRICULTURAL LABOUR	M	833	833	833	833	833	833	833	833	833	833	833	833	833	833.00	
			W	633	633	633	633	657	657	657	657	447	633	633	633	633	633	623.50

Average Daily Agricultural Wages and Non Agricultural Wages (in Rs.) - 2020-21																	
State/District/Center	Labour Category	Labour Type	Gen	Jul	Aug	Sep	Oct	Nov	Dec	Jan	Feb	Mar	Apr	May	Jun	Annual Average	
Center: PORUR	SKILLED LABOUR	CARPENTER	M	950	950	950	950	950	950	950	950	950	1050	950	950	958.33	
		BLACKSMITH	M	900	900	1000	900	900	900	900	900	900	900	950	900	900	912.50
	FIELD LABOUR	PLOUGHMAN	M	1100	1100	1100	1100	1100	1100	1100	1100	1100	1100	-	1100	1100	1,100.00
		SOWER	W	580	580	580	580	580	580	800	600	600	700	600	600	600	615.00
		WEEDER	W	580	580	580	580	580	580	800	600	600	700	600	600	600	615.00
		REAPER & HARVESTER	M	800	800	800	800	800	800	800	800	800	800	750	800	800	795.83
	OTHER AGRICULTURAL LABOUR	OTHER AGRICULTURAL LABOUR	M	825	825	825	825	825	825	825	817	825	825	833	817	817	823.67
			W	597	597	597	597	597	597	597	597	617	617	633	617	617	606.67
District: Palakkad																	
Center: KONGAD	SKILLED LABOUR	CARPENTER	M	750	750	750	750	750	750	750	750	750	750	750	750	750.00	
		BLACKSMITH	M	700	700	700	700	700	700	700	700	700	700	700	700	700	700.00
	FIELD LABOUR	SOWER	W	350	370	370	370	370	370	370	370	370	370	370	370	370	368.33
		WEEDER	W	350	370	370	370	370	370	370	370	370	370	370	370	370	368.33
		REAPER & HARVESTER	M	600	600	600	600	600	600	600	600	600	600	600	600	600	600.00
		W	350	370	370	370	370	370	370	370	370	370	370	370	370	370	368.33
	OTHER AGRICULTURAL LABOUR	OTHER AGRICULTURAL LABOUR	M	600	630	630	630	630	630	630	600	630	630	630	630	630	625.00
			W	350	370	370	370	370	370	370	370	370	370	370	370	370	370
Center: NALLEPILLI	SKILLED LABOUR	CARPENTER	M	700	700	700	700	750	750	750	750	750	750	750	750	750	733.33
		SOWER	W	350	370	370	370	370	370	370	370	370	370	370	370	370	370
	FIELD LABOUR	WEEDER	W	350	370	370	370	370	370	370	370	370	370	370	370	370	368.33
		REAPER & HARVESTER	M	-	300	600	600	600	600	600	600	600	600	600	600	600	572.73
		W	350	370	370	370	370	370	370	370	370	370	370	370	370	370	368.33
		OTHER AGRICULTURAL LABOUR	OTHER AGRICULTURAL LABOUR	M	600	600	600	600	600	600	600	600	600	600	600	600	600
	W	350	370	370	370	370	370	370	370	370	370	370	370	370	370	368.33	
	District: Pathanamthitta																
Center: KONNY	SKILLED LABOUR	CARPENTER	M	900	900	900	900	900	900	900	900	1000	1000	1000	1000	933.33	
		BLACKSMITH	M	900	900	900	900	900	900	900	900	900	1000	1000	1000	1000	933.33
	FIELD LABOUR	SOWER	W	500	500	500	500	500	500	500	500	550	550	550	600	520.83	
		WEEDER	W	500	500	500	500	500	500	500	550	600	600	600	600	600	537.50
		REAPER & HARVESTER	M	650	650	650	667	650	650	650	700	800	800	800	800	800	705.58
		W	550	550	550	550	550	550	500	550	600	600	600	600	600	600	562.50
	OTHER AGRICULTURAL LABOUR	OTHER AGRICULTURAL LABOUR	M	683	683	683	683	683	683	683	767	933	933	933	933	933	773.33
			W	700	700	700	700	700	700	700	767	767	767	767	767	767	727.92
Center: PALLIKAL	SKILLED LABOUR	CARPENTER	M	1000	1000	1000	1000	1000	1000	1000	1000	1000	1000	1000	1000	1,000.00	
		BLACKSMITH	M	1000	1000	1000	1000	1000	1000	1000	1000	1000	1000	1000	1000	1000	1,000.00
	FIELD LABOUR	PLOUGHMAN	M	800	800	800	800	800	800	800	800	800	800	800	800	800	800.00
		SOWER	W	550	550	550	550	600	600	600	600	600	600	600	600	600	583.33
		WEEDER	W	550	550	550	550	600	600	600	600	600	600	600	600	600	583.33
		REAPER & HARVESTER	M	800	800	800	800	800	800	800	800	800	800	800	800	800	800.00
	W	550	550	550	550	600	600	600	600	600	600	600	600	600	600	583.33	
	OTHER AGRICULTURAL LABOUR	OTHER AGRICULTURAL LABOUR	M	725	725	725	725	725	725	725	725	725	725	725	725	725	725.00
W			717	717	717	717	733	733	733	733	733	733	733	733	733	767	730.50
District: Thiruvananthapuram																	

Average Daily Agricultural Wages and Non Agricultural Wages (in Rs.) - 2020-21																	
State/District/Center	Labour Category	Labour Type	Gen	Jul	Aug	Sep	Oct	Nov	Dec	Jan	Feb	Mar	Apr	May	Jun	Annual Average	
Center: KUNNATHUKAL	SKILLED LABOUR	CARPENTER	M	900	900	900	900	900	900	900	900	900	900	900	900	900.00	
		BLACKSMITH	M	950	950	950	950	950	950	950	950	950	950	950	950	950.00	
	FIELD LABOUR	PLOUGHMAN	M	700	700	700	700	700	700	700	700	700	700	700	700	700	700.00
		SOWER	W	550	550	550	550	550	550	-	550	550	-	-	-	550.00	
		WEEDER	W	550	550	550	550	550	550	-	550	550	550	-	-	550.00	
		REAPER & HARVESTER	M	650	650	650	650	650	650	650	650	650	650	650	650	650	650.00
			W	550	550	550	550	550	550	550	550	550	550	550	-	-	550.00
	OTHER AGRICULTURAL LABOUR	OTHER AGRICULTURAL LABOUR	M	700	700	700	700	700	700	700	700	700	700	700	675	675	695.83
			W	550	550	550	550	550	550	550	550	550	550	550	-	-	550.00
	Center: MAANIKKAL	SKILLED LABOUR	CARPENTER	M	900	900	900	900	1000	1000	1000	1000	1000	1000	1000	1000	1000
BLACKSMITH			M	900	900	900	900	950	-	-	-	-	-	-	-	-	910.00
FIELD LABOUR		PLOUGHMAN	M	650	650	650	650	750	700	750	750	750	750	750	750	-	709.09
		SOWER	W	600	600	600	600	650	650	750	650	650	-	-	-	638.89	
		WEEDER	W	600	600	600	600	600	600	750	600	600	-	-	-	616.67	
		REAPER & HARVESTER	M	650	650	650	650	750	750	750	750	750	750	750	-	-	710.00
			W	600	600	600	600	650	650	600	650	650	650	650	-	-	625.00
OTHER AGRICULTURAL LABOUR		OTHER AGRICULTURAL LABOUR	M	550	550	550	550	617	600	617	617	617	617	617	617	617	593.25
			W	567	600	600	600	717	700	717	717	717	717	717	750	750	679.33
District: Thrissur																	
Center: CHELAKKARA	SKILLED LABOUR	CARPENTER	M	1100	1100	1100	1100	1100	1100	1100	1100	1100	1100	1100	1100	1,100.00	
		BLACKSMITH	M	800	800	800	800	800	800	800	800	800	1000	1000	1000	1000	866.67
	FIELD LABOUR	SOWER	W	500	500	500	500	500	500	500	500	500	500	500	500	500	500.00
		WEEDER	W	500	500	500	500	500	500	500	500	500	500	500	500	500	500.00
		REAPER & HARVESTER	W	500	500	500	500	500	500	500	500	500	517	500	500	501.42	
	OTHER AGRICULTURAL LABOUR	OTHER AGRICULTURAL LABOUR	M	700	800	800	800	800	800	800	800	800	800	800	800	800	791.67
			W	383	517	517	517	517	517	533	517	517	517	517	517	517	507.17
Center: MATTATHOOR	SKILLED LABOUR	CARPENTER	M	1000	1000	1000	1050	1050	1050	1050	1050	1050	1050	1050	1050	1,037.50	
		BLACKSMITH	M	1000	1000	1000	1000	1000	1000	1000	1000	1000	1000	1000	1000	1,000.00	
	FIELD LABOUR	SOWER	W	500	500	500	600	600	600	600	600	600	600	-	600	572.73	
		WEEDER	W	500	500	500	600	600	600	600	600	600	600	-	600	572.73	
	OTHER AGRICULTURAL LABOUR	OTHER AGRICULTURAL LABOUR	M	817	817	817	825	825	825	800	817	817	817	850	817	820.33	
			W	500	500	500	500	500	500	533	500	500	500	500	500	500	502.75
District: Wayanad																	
Center: PANAMARAM	SKILLED LABOUR	CARPENTER	M	950	950	950	950	950	950	950	1000	1000	1000	1000	1000	970.83	
		BLACKSMITH	M	800	800	800	800	800	800	800	800	800	800	800	800	800	800.00
	FIELD LABOUR	PLOUGHMAN	M	800	800	850	850	850	850	850	-	900	900	900	900	859.09	
		SOWER	W	520	520	530	530	530	580	-	580	580	580	580	580	555.45	
		WEEDER	W	520	520	530	530	530	580	-	580	580	580	580	580	555.45	
		REAPER & HARVESTER	M	620	620	630	630	630	630	630	630	730	730	730	730	730	670.00
			W	520	520	530	530	530	580	580	580	580	580	580	580	580	557.50
	OTHER AGRICULTURAL LABOUR	OTHER AGRICULTURAL LABOUR	M	620	620	630	630	630	630	590	730	730	730	730	730	730	666.67
			W	615	615	410	615	615	615	603	615	615	615	615	615	615	596.92

Average Daily Agricultural Wages and Non Agricultural Wages (in Rs.) - 2020-21																	
State/District/Center	Labour Category	Labour Type	Gen	Jul	Aug	Sep	Oct	Nov	Dec	Jan	Feb	Mar	Apr	May	Jun	Annual Average	
Center: POPTHADY	SKILLED LABOUR	CARPENTER	M	900	900	950	950	950	950	950	1000	1000	1000	1000	1000	962.50	
		BLACKSMITH	M	750	750	775	775	775	775	775	800	800	800	800	800	781.25	
	FIELD LABOUR	PLOUGHMAN	M	800	800	900	900	900	900	900	900	900	900	900	900	900	883.33
		SOWER	W	520	520	530	530	530	530	-	580	580	580	580	580	580	550.91
		WEEDER	W	520	520	530	530	530	530	-	580	580	580	580	580	580	550.91
		REAPER & HARVESTER	M	670	670	680	680	680	680	680	680	680	730	730	730	730	695.00
			W	520	520	530	530	530	530	530	530	550	580	580	580	580	580
	OTHER AGRICULTURAL LABOUR	OTHER AGRICULTURAL LABOUR	M	670	670	680	680	680	680	680	680	730	730	730	730	730	695.00
	W	560	560	615	615	615	615	615	587	615	615	565	615	615	615	599.33	
	Table 5.12																
State: Madhya Pradesh																	
District: Agar malwa																	
Center: BIJANAGARI	SKILLED LABOUR	CARPENTER	M	350	350	350	350	350	350	350	350	350	350	350	350	350.00	
		BLACKSMITH	M	300	300	300	300	300	300	300	300	300	300	300	300	300	300.00
		COBBLER	M	300	300	300	300	300	300	300	300	300	300	300	300	300	300.00
	FIELD LABOUR	PLOUGHMAN	M	220	220	220	220	220	220	220	220	220	220	220	220	220	220.00
		SOWER	M	260	260	260	260	260	250	250	250	250	250	250	250	250	254.17
			W	250	250	250	250	250	250	250	250	250	250	250	250	250	250.00
		WEEDER	M	250	250	250	250	250	250	250	250	250	250	250	250	250	250.00
			W	140	140	140	140	140	140	140	140	140	140	140	140	140	140.00
		REAPER & HARVESTER	M	300	300	300	300	300	300	300	300	300	300	300	300	300	300.00
	W	200	200	200	200	200	200	200	200	200	200	200	200	200	200	200.00	
	OTHER AGRICULTURAL LABOUR	OTHER AGRICULTURAL LABOUR	M	300	300	300	300	300	300	300	300	300	300	300	300	300	300.00
	W	300	300	300	300	300	300	300	300	300	300	300	300	300	300	300.00	
	HERDSMAN	HERDSMAN	M	260	260	260	260	260	260	260	260	260	260	260	260	260	260.00
			W	250	250	250	250	250	250	250	250	250	250	250	250	250	250.00
Center: SOYATKALA	SKILLED LABOUR	CARPENTER	M	210	240	210	210	210	210	210	210	210	210	210	210	212.50	
		BLACKSMITH	M	200	260	200	200	200	200	200	200	200	200	200	200	200	205.00
		COBBLER	M	220	220	220	220	220	220	220	220	220	220	220	220	220	220.00
	FIELD LABOUR	PLOUGHMAN	M	260	260	260	260	260	260	260	260	260	260	260	260	260	260.00
		SOWER	M	240	240	240	240	260	250	250	250	250	250	250	250	250	247.50
			W	250	250	230	250	250	250	250	250	250	250	250	250	250	248.33
		WEEDER	M	210	210	210	210	210	210	230	230	230	230	230	230	230	220.00
			W	130	130	130	130	130	130	130	130	130	130	130	130	130	130.00
		REAPER & HARVESTER	M	140	140	140	140	140	140	180	180	180	180	180	180	180	160.00
	W	110	110	110	110	110	110	110	180	180	180	180	180	180	180	145.00	
	OTHER AGRICULTURAL LABOUR	OTHER AGRICULTURAL LABOUR	M	250	250	250	250	250	250	250	250	250	250	250	250	250.00	
	W	130	130	130	130	130	130	130	260	260	260	260	250	260	260	194.17	
	HERDSMAN	HERDSMAN	M	260	260	260	260	260	260	260	260	260	260	260	260	260	260.00
			W	200	200	200	200	200	200	220	220	220	220	220	220	220	210.00
District: Alirajpur																	

Average Daily Agricultural Wages and Non Agricultural Wages (in Rs.) - 2020-21																	
State/District/Center	Labour Category	Labour Type	Gen	Jul	Aug	Sep	Oct	Nov	Dec	Jan	Feb	Mar	Apr	May	Jun	Annual Average	
Center: C. S. A. NAGAR	SKILLED LABOUR	CARPENTER	M	300	300	300	300	300	300	300	300	300	300	300	300	300.00	
		BLACKSMITH	M	300	300	300	300	300	300	300	300	300	300	300	300	300.00	
		COBBLER	M	150	150	150	150	150	150	150	150	150	150	150	150	150.00	
	FIELD LABOUR	PLOUGHMAN	M	150	150	150	150	150	150	150	150	150	150	150	150	150	150.00
			W	150	150	150	150	150	150	150	150	150	150	150	150	150.00	
		SOWER	M	150	150	150	150	150	150	150	150	150	150	150	150	150	150.00
			W	150	150	150	150	150	150	150	150	150	150	150	150	150.00	
		WEEDER	M	150	150	150	150	150	150	150	150	150	150	150	150	150	150.00
			W	150	150	150	150	150	150	150	150	150	150	150	150	150	150.00
	REAPER & HARVESTER	M	150	150	150	150	150	150	150	150	150	150	150	150	150	150.00	
		W	150	150	150	150	150	150	150	150	150	150	150	150	150	150.00	
	OTHER AGRICULTURAL LABOUR	OTHER AGRICULTURAL LABOUR	M	300	-	300	-	-	-	-	-	-	-	-	-	-	300.00
			W	250	-	250	-	-	-	-	-	-	-	-	-	-	250.00
	HERDSMAN	HERDSMAN	M	120	120	120	120	120	120	120	120	120	120	120	120	120	120.00
W			120	120	120	120	120	120	120	120	120	120	120	120	120	120.00	
Center: NANPUR	SKILLED LABOUR	CARPENTER	M	300	300	300	300	300	300	300	300	350	300	300	300	304.17	
		BLACKSMITH	M	300	300	300	300	300	300	300	300	300	300	300	300	300.00	
		COBBLER	M	150	150	150	150	150	150	150	150	150	150	150	150	150.00	
	FIELD LABOUR	PLOUGHMAN	M	150	150	150	150	150	150	150	150	150	150	150	150	150	150.00
			W	150	150	150	150	150	150	150	150	150	150	150	150	150.00	
		SOWER	M	150	150	150	150	150	150	150	150	150	150	150	150	150	150.00
			W	150	150	150	150	150	150	150	150	150	150	150	150	150.00	
		WEEDER	M	150	150	150	150	150	150	150	150	150	150	150	150	150	150.00
			W	150	150	150	150	150	150	150	150	150	150	150	150	150	150.00
	REAPER & HARVESTER	M	150	150	150	150	150	150	150	150	150	150	150	150	150	150.00	
		W	150	150	150	150	150	150	150	150	150	150	150	150	150	150.00	
	OTHER AGRICULTURAL LABOUR	OTHER AGRICULTURAL LABOUR	M	300	-	300	-	-	-	-	-	-	-	-	-	-	300.00
			W	250	-	250	-	-	-	-	-	-	-	-	-	-	250.00
	HERDSMAN	HERDSMAN	M	120	120	120	120	120	120	120	120	120	120	120	120	120	120.00
W			120	120	120	120	120	120	120	120	120	120	120	120	120	120.00	
District: Anuppur																	
Center: ANUPPUR	SKILLED LABOUR	CARPENTER	M	400	400	400	400	400	400	400	400	400	400	400	400	400.00	
		BLACKSMITH	M	300	300	300	300	300	300	300	300	300	300	300	300	300.00	
		COBBLER	M	300	300	300	300	300	300	300	300	300	300	300	300	300.00	
	FIELD LABOUR	PLOUGHMAN	M	400	400	400	400	400	400	400	400	-	-	-	-	200	375.00
			W	180	200	-	-	-	-	-	-	-	-	-	-	-	190.00
		SOWER	M	200	200	-	-	-	-	-	-	-	-	-	-	-	200.00
			W	180	200	-	-	-	-	-	-	-	-	-	-	-	190.00
		WEEDER	M	200	200	200	-	-	200	200	200	200	-	-	-	-	200.00
			W	180	200	200	-	-	200	200	200	200	-	-	-	-	196.67
	REAPER & HARVESTER	M	-	-	200	200	-	-	-	-	200	200	-	-	-	200.00	
		W	-	-	200	200	-	-	-	-	200	200	-	-	-	200.00	
	HERDSMAN	HERDSMAN	M	180	200	200	200	200	200	200	200	200	200	200	-	200	198.18
			W	180	200	200	200	200	200	200	200	200	200	200	-	200	198.18

Average Daily Agricultural Wages and Non Agricultural Wages (in Rs.) - 2020-21																	
State/District/Center	Labour Category	Labour Type	Gen	Jul	Aug	Sep	Oct	Nov	Dec	Jan	Feb	Mar	Apr	May	Jun	Annual Average	
Center: PUSHRAJGARH	SKILLED LABOUR	CARPENTER	M	400	400	400	400	400	400	400	400	400	400	400	400	400.00	
		BLACKSMITH	M	300	300	300	300	300	300	300	300	300	300	300	300	300.00	
		COBBLER	M	300	300	300	300	300	300	300	300	300	300	300	300	300.00	
	FIELD LABOUR	PLOUGHMAN	M	400	400	400	400	400	400	400	400	-	-	-	-	200	375.00
			M	200	200	-	-	-	-	-	-	-	-	-	-	-	200.00
		SOWER	M	180	200	-	-	-	-	-	-	-	-	-	-	-	190.00
			M	200	200	200	-	-	200	200	200	200	-	-	-	-	200.00
		WEEDER	M	180	200	200	-	-	200	200	200	200	-	-	-	-	196.67
			M	-	-	200	200	-	-	-	-	200	200	-	-	-	200.00
	REAPER & HARVESTER	M	-	-	200	200	-	-	-	-	200	200	-	-	-	200.00	
		M	-	-	200	200	-	-	-	-	200	200	-	-	-	200.00	
HERDSMAN	HERDSMAN	M	180	200	200	200	200	200	200	200	200	200	200	-	200	198.18	
		M	180	200	200	200	200	200	200	200	200	200	200	-	200	198.18	
District: Ashoknagar																	
Center: BAHADURPUR	SKILLED LABOUR	CARPENTER	M	500	500	500	500	500	500	500	500	500	500	500	500	500.00	
		BLACKSMITH	M	500	500	500	500	500	500	500	500	500	500	500	500	500.00	
		COBBLER	M	500	500	500	500	500	500	500	500	500	500	500	500	500.00	
	FIELD LABOUR	PLOUGHMAN	M	350	350	350	350	350	350	350	350	350	350	350	350	350	350.00
			M	350	350	350	350	350	350	350	350	350	350	350	350	350.00	
		SOWER	M	300	300	300	300	300	300	300	300	300	300	300	300	300	300.00
			M	350	350	350	350	350	350	350	350	350	350	350	350	350.00	
		WEEDER	M	300	300	300	300	300	300	300	300	300	300	300	300	300	300.00
			M	350	350	350	350	350	350	350	350	350	350	350	350	350.00	
	REAPER & HARVESTER	M	350	350	350	350	350	350	350	350	350	350	350	350	350	350.00	
		M	300	300	300	300	300	300	300	300	300	300	300	300	300	300.00	
	OTHER AGRICULTURAL LABOUR	OTHER AGRICULTURAL LABOUR	M	350	350	350	350	350	350	350	350	350	350	350	350	350	350.00
			M	300	300	300	300	300	300	300	300	300	300	300	300	300	300.00
	HERDSMAN	HERDSMAN	M	300	300	300	300	300	300	300	300	300	300	300	300	300	300.00
M			300	300	300	300	300	300	300	300	300	300	300	300	300	300.00	
Center: SADHAURA	SKILLED LABOUR	CARPENTER	M	500	500	500	500	500	500	500	500	500	500	500	500	500.00	
		BLACKSMITH	M	500	500	500	500	500	500	500	500	500	500	500	500	500.00	
		COBBLER	M	500	500	500	500	500	500	500	500	500	500	500	500	500.00	
	FIELD LABOUR	PLOUGHMAN	M	350	350	350	350	350	350	350	350	350	350	350	350	350	350.00
			M	350	350	350	350	350	350	350	350	350	350	350	350	350.00	
		SOWER	M	300	300	300	300	300	300	300	300	300	300	300	300	300	300.00
			M	350	350	350	350	350	350	350	350	350	350	350	350	350.00	
		WEEDER	M	300	300	300	300	300	300	300	300	300	300	300	300	300	300.00
			M	350	350	350	350	350	350	350	350	350	350	350	350	350.00	
	REAPER & HARVESTER	M	350	350	350	350	350	350	350	350	350	350	350	350	350	350.00	
		M	300	300	300	300	300	300	300	300	300	300	300	300	300	300.00	
	OTHER AGRICULTURAL LABOUR	OTHER AGRICULTURAL LABOUR	M	350	350	350	350	350	350	350	350	350	350	350	350	350	350.00
			M	300	300	300	300	300	300	300	300	300	300	300	300	300	300.00
	HERDSMAN	HERDSMAN	M	300	300	300	300	300	300	300	300	300	300	300	300	300	300.00
M			300	300	300	300	300	300	300	300	300	300	300	300	300	300.00	
District: Balaghat																	

Average Daily Agricultural Wages and Non Agricultural Wages (in Rs.) - 2020-21																		
State/District/Center	Labour Category	Labour Type	Gen	Jul	Aug	Sep	Oct	Nov	Dec	Jan	Feb	Mar	Apr	May	Jun	Annual Average		
Center: ARAMBHA	SKILLED LABOUR	CARPENTER	M	200	200	200	200	200	200	200	200	200	200	200	200	200.00		
		BLACKSMITH	M	200	200	200	200	200	200	200	200	200	200	200	200	200.00		
		COBBLER	M	100	100	100	100	100	100	100	100	150	150	150	150	130	119.17	
	FIELD LABOUR	PLOUGHMAN	M	150	-	-	-	150	-	150	-	-	-	-	-	150	150.00	
			M	150	200	150	150	200	150	150	150	150	150	-	150	150	159.09	
		SOWER	W	150	120	-	-	150	150	100	100	100	100	-	150	100	124.44	
			M	-	-	-	-	-	-	-	-	100	100	100	100	-	100.00	
		WEEDER	W	-	-	-	-	-	-	-	-	100	100	100	100	-	100.00	
			M	-	-	100	100	100	-	-	100	100	100	100	100	-	100.00	
	REAPER & HARVESTER	W	-	-	100	100	100	-	-	100	100	100	100	100	-	100.00		
		M	200	200	200	200	200	200	200	-	-	-	-	-	-	200.00		
	OTHER AGRICULTURAL LABOUR	OTHER AGRICULTURAL LABOUR	M	200	200	200	200	200	200	200	-	-	-	-	-	-	200.00	
	HERDSMAN	HERDSMAN	M	150	150	150	150	150	150	150	150	150	150	150	150	150	150.00	
W			100	100	150	150	150	100	100	100	150	150	150	150	100	129.17		
District: Barwani																		
Center: DAWANA	SKILLED LABOUR	CARPENTER	M	300	300	300	300	400	400	400	400	400	400	400	400	400	366.67	
		BLACKSMITH	M	300	300	300	300	400	400	400	400	400	400	400	400	400	366.67	
		COBBLER	M	300	300	250	250	300	300	300	300	300	300	400	400	400	316.67	
	FIELD LABOUR	PLOUGHMAN	M	250	250	200	200	300	300	300	300	300	300	300	300	300	275.00	
			M	180	180	150	150	250	250	250	250	250	250	250	250	250	221.67	
		SOWER	W	150	180	120	120	200	200	200	200	200	200	200	200	200	180.83	
			M	180	200	150	150	200	200	200	200	200	200	250	250	250	202.50	
		WEEDER	W	150	180	150	150	180	180	180	180	180	180	180	200	200	200	177.50
			M	180	200	180	180	200	200	200	200	200	200	250	250	250	207.50	
	REAPER & HARVESTER	W	150	180	150	150	180	180	180	180	180	180	180	200	200	200	177.50	
		M	250	250	250	250	250	250	250	250	250	250	300	300	300	262.50		
	OTHER AGRICULTURAL LABOUR	OTHER AGRICULTURAL LABOUR	W	200	200	150	150	200	200	200	200	200	200	250	250	250	204.17	
			M	200	200	200	200	200	200	200	200	200	200	250	250	250	212.50	
HERDSMAN	HERDSMAN	W	180	180	200	200	180	180	180	180	180	180	200	200	200	188.33		
		M	200	200	200	200	200	200	200	200	200	200	250	250	250	212.50		
Center: PATTI	SKILLED LABOUR	CARPENTER	M	300	300	300	300	400	400	400	400	400	400	400	400	400	366.67	
		BLACKSMITH	M	300	300	250	250	400	400	400	400	400	400	400	400	400	358.33	
		COBBLER	M	300	300	250	250	300	300	300	300	300	300	400	400	400	316.67	
	FIELD LABOUR	PLOUGHMAN	M	250	250	200	200	300	300	300	300	300	300	300	300	300	275.00	
			M	180	180	150	150	250	250	250	250	250	250	250	250	250	221.67	
		SOWER	W	150	180	120	120	200	200	200	200	200	200	200	200	200	180.83	
			M	180	200	180	180	200	200	200	200	200	200	250	250	250	207.50	
		WEEDER	W	150	180	150	150	180	180	180	180	180	180	200	200	200	177.50	
			M	180	200	180	180	200	200	200	200	200	200	250	250	250	207.50	
	REAPER & HARVESTER	W	150	180	150	150	180	180	180	180	180	180	180	200	200	200	177.50	
		M	250	250	250	250	250	250	250	250	250	250	300	300	300	262.50		
	OTHER AGRICULTURAL LABOUR	OTHER AGRICULTURAL LABOUR	W	200	200	150	150	200	200	200	200	200	200	250	250	250	204.17	
			M	200	200	250	250	200	200	200	200	200	200	250	250	250	220.83	
HERDSMAN	HERDSMAN	W	180	180	200	200	180	180	180	180	180	180	200	200	200	188.33		
		M	200	200	250	250	200	200	200	200	200	200	250	250	250	220.83		
District: Betul																		

Average Daily Agricultural Wages and Non Agricultural Wages (in Rs.) - 2020-21																	
State/District/Center	Labour Category	Labour Type	Gen	Jul	Aug	Sep	Oct	Nov	Dec	Jan	Feb	Mar	Apr	May	Jun	Annual Average	
Center: RANIPUR	SKILLED LABOUR	CARPENTER	M	400	400	400	400	500	500	500	500	500	500	500	500	466.67	
		BLACKSMITH	M	400	400	400	400	500	500	500	500	500	500	500	500	466.67	
		COBBLER	M	400	400	400	400	500	500	500	500	500	500	500	500	466.67	
	FIELD LABOUR	PLOUGHMAN	M	600	600	600	600	600	600	600	600	600	600	600	600	600	600.00
			SOWER	M	300	300	300	300	300	300	300	300	300	300	300	300	300.00
		WEEDER	W	200	200	200	200	200	200	200	200	200	200	200	200	200	200.00
			M	200	200	200	200	200	200	200	200	200	250	250	250	250	216.67
		REAPER & HARVESTER	W	200	200	200	200	200	200	200	200	200	200	200	200	200	200.00
			M	300	300	300	300	300	300	300	300	300	300	300	300	300	300.00
	OTHER AGRICULTURAL LABOUR	OTHER AGRICULTURAL LABOUR	M	200	200	200	200	200	200	200	200	200	250	250	250	250	216.67
			W	200	200	200	200	200	200	200	200	200	200	200	200	200	200.00
	HERDSMAN	HERDSMAN	M	200	200	200	200	200	200	200	200	200	200	200	200	200	200.00
			W	200	200	200	200	200	200	200	200	200	200	200	200	200	200.00
	Center: SANSUDER	SKILLED LABOUR	CARPENTER	M	400	400	400	400	500	500	500	500	500	500	500	500	466.67
BLACKSMITH			M	400	400	400	400	500	500	500	500	500	500	500	500	466.67	
COBBLER			M	400	400	400	400	500	500	500	500	500	500	500	500	466.67	
FIELD LABOUR		PLOUGHMAN	M	600	600	600	600	600	600	600	600	600	600	600	600	600	600.00
			SOWER	M	300	300	300	300	300	300	300	300	300	300	300	300	300.00
		WEEDER	W	200	200	200	200	200	200	200	200	200	200	200	200	200	200.00
			M	200	200	200	200	200	200	200	200	200	250	250	250	250	216.67
		REAPER & HARVESTER	W	200	200	200	200	200	200	200	200	200	200	200	200	200	200.00
			M	300	300	300	300	300	300	300	300	300	300	300	300	300	300.00
OTHER AGRICULTURAL LABOUR		OTHER AGRICULTURAL LABOUR	M	200	200	200	200	200	200	200	200	200	250	250	250	250	216.67
			W	200	200	200	200	200	200	200	200	200	200	200	200	200	200.00
HERDSMAN		HERDSMAN	M	200	200	200	200	200	200	200	200	200	200	200	200	200	200.00
			W	200	200	200	200	200	200	200	200	200	200	200	200	200	200.00
District: Bhind																	
Center: FUFKALA	FIELD LABOUR	PLOUGHMAN	M	350	350	350	350	350	350	350	350	350	350	350	350	350.00	
		SOWER	M	350	350	350	350	350	350	350	350	350	350	350	350	350.00	
		WEEDER	M	-	-	-	-	-	-	350	350	350	350	350	350	350	350.00
		REAPER & HARVESTER	M	-	-	-	-	-	-	350	350	350	350	350	350	350	350.00
Center: MOH	FIELD LABOUR	PLOUGHMAN	M	-	-	-	-	-	-	-	350	350	350	350	350	350.00	
		SOWER	M	-	-	-	-	-	-	-	350	350	350	350	350	350.00	
		WEEDER	M	-	-	-	-	-	-	-	350	350	350	350	350	350.00	
		REAPER & HARVESTER	M	-	-	-	-	-	-	-	350	350	350	350	350	350.00	
District: Bhopal																	
Center: BAIRSIYA	SKILLED LABOUR	CARPENTER	M	480	470	470	480	485	485	480	500	480	480	480	480	480.83	
		BLACKSMITH	M	450	460	460	460	465	465	450	450	450	450	450	450	455.00	
		COBBLER	M	400	420	420	430	430	430	430	430	430	420	420	420	422.50	
	FIELD LABOUR	PLOUGHMAN	M	300	300	300	310	310	310	300	300	300	300	300	300	300	302.50
			SOWER	M	325	330	330	340	-	-	-	-	-	-	-	300	325.00
		WEEDER	W	300	310	310	320	-	-	-	-	-	-	-	-	290	306.00
			M	-	-	-	300	310	310	300	300	300	300	300	-	-	302.86
		REAPER & HARVESTER	W	-	-	-	285	290	290	280	200	300	300	300	-	-	277.86
			M	290	300	300	310	310	310	310	320	320	320	320	320	320	310.83
	OTHER AGRICULTURAL LABOUR	OTHER AGRICULTURAL LABOUR	W	290	300	300	290	300	300	300	300	300	300	300	300	300	298.33
M			300	310	310	310	310	310	300	300	300	300	300	300	300	304.17	

Average Daily Agricultural Wages and Non Agricultural Wages (in Rs.) - 2020-21																	
State/District/Center	Labour Category	Labour Type	Gen	Jul	Aug	Sep	Oct	Nov	Dec	Jan	Feb	Mar	Apr	May	Jun	Annual Average	
District: Burhanpur																	
Center: KHAKNAR	SKILLED LABOUR	CARPENTER	M	250	300	300	300	275	300	275	275	300	275	275	275	283.33	
		BLACKSMITH	M	250	300	300	300	275	300	275	275	300	275	275	275	283.33	
		COBBLER	M	250	300	300	300	275	300	275	275	300	275	275	275	283.33	
	FIELD LABOUR	PLOUGHMAN	M	250	275	275	275	275	275	275	275	275	300	300	275	300	279.17
			SOWER	M	250	-	-	-	250	250	-	-	-	-	-	-	200
		W		150	-	-	-	200	200	-	-	-	-	-	-	100	162.50
		WEEDER	M	-	200	-	-	275	250	250	250	200	200	200	200	200	225.00
			W	150	150	-	-	-	150	150	150	100	100	100	100	100	127.78
		REAPER & HARVESTER	M	-	-	250	250	-	-	-	250	250	250	250	-	-	250.00
	W		-	-	200	200	-	-	-	150	150	150	150	-	-	170.00	
	OTHER AGRICULTURAL LABOUR	OTHER AGRICULTURAL LABOUR	M	300	300	300	300	300	250	275	275	250	250	250	275	277.08	
			W	150	150	150	150	150	150	150	150	150	150	150	150	150.00	
HERDSMAN	HERDSMAN	M	250	250	250	250	250	250	250	250	275	250	250	275	254.17		
Center: SHAHPUR	SKILLED LABOUR	CARPENTER	M	250	300	300	300	275	300	275	275	300	275	275	275	283.33	
		BLACKSMITH	M	250	300	300	300	275	300	275	275	300	275	275	275	283.33	
		COBBLER	M	250	300	300	300	275	300	275	275	300	275	275	275	283.33	
	FIELD LABOUR	PLOUGHMAN	M	250	275	275	275	275	275	275	275	275	300	300	275	300	279.17
			SOWER	M	250	-	-	-	250	250	-	-	-	-	-	-	200
		W		150	-	-	-	200	200	-	-	-	-	-	-	100	162.50
		WEEDER	M	-	200	-	-	275	250	250	250	200	200	200	200	200	225.00
			W	150	150	-	-	-	150	150	150	100	100	100	100	100	127.78
		REAPER & HARVESTER	M	-	-	250	250	-	-	-	250	250	250	250	-	-	250.00
	W		-	-	200	200	-	-	-	150	150	150	150	-	-	170.00	
	OTHER AGRICULTURAL LABOUR	OTHER AGRICULTURAL LABOUR	M	300	300	300	300	300	250	275	275	250	250	250	275	277.08	
			W	150	150	150	150	150	150	150	150	150	150	150	150	150.00	
HERDSMAN	HERDSMAN	M	250	250	250	250	-	250	250	250	275	250	250	275	254.55		
District: Chhatarpur																	
Center: LAUNDI	SKILLED LABOUR	CARPENTER	M	200	200	200	200	200	200	200	200	200	200	200	200	200.00	
		BLACKSMITH	M	250	250	250	250	250	250	250	250	250	250	250	250	250.00	
		COBBLER	M	250	250	250	250	250	250	250	250	250	250	250	250	250.00	
	FIELD LABOUR	PLOUGHMAN	M	200	200	200	200	200	200	200	200	200	200	200	200	200.00	
	OTHER AGRICULTURAL LABOUR	OTHER AGRICULTURAL LABOUR	M	200	200	200	200	200	200	200	200	200	200	200	200	200.00	
			W	150	150	150	150	150	150	150	150	150	150	150	150	150.00	
	HERDSMAN	HERDSMAN	M	150	150	150	150	150	150	150	150	150	150	150	150	150.00	
Center: VIJAVAR	SKILLED LABOUR	CARPENTER	M	200	200	200	200	200	200	200	200	200	200	200	200	200.00	
		BLACKSMITH	M	250	250	250	250	250	250	250	250	250	250	250	250	250.00	
		COBBLER	M	250	250	250	250	250	250	250	250	250	250	250	250	250.00	
	FIELD LABOUR	PLOUGHMAN	M	200	200	200	200	200	200	200	200	200	200	200	200	200.00	
	OTHER AGRICULTURAL LABOUR	OTHER AGRICULTURAL LABOUR	M	160	160	160	160	160	160	160	160	160	160	160	160	160.00	
			W	140	140	140	140	140	140	140	140	140	140	140	140	140.00	
HERDSMAN	HERDSMAN	M	150	150	150	150	150	150	150	150	150	150	150	150	150.00		
District: Chhindwara																	

Average Daily Agricultural Wages and Non Agricultural Wages (in Rs.) - 2020-21																		
State/District/Center	Labour Category	Labour Type	Gen	Jul	Aug	Sep	Oct	Nov	Dec	Jan	Feb	Mar	Apr	May	Jun	Annual Average		
Center: BARENDI	SKILLED LABOUR	CARPENTER	M	270	270	270	270	270	270	270	270	270	270	270	270	270.00		
		BLACKSMITH	M	250	250	250	250	250	250	250	250	250	250	250	250	250.00		
		COBBLER	M	250	250	250	250	250	250	250	250	250	250	250	250	250.00		
	FIELD LABOUR	PLOUGHMAN	M	250	250	300	250	250	250	250	250	250	250	250	250	250	254.17	
			SOWER	M	200	200	200	200	200	200	200	200	200	200	200	200	200.00	
		WEEDER	W	170	170	170	170	170	170	170	170	170	170	170	170	170	170.00	
			M	250	250	250	250	250	250	250	250	250	250	250	250	250	250.00	
		REAPER & HARVESTER	W	170	170	170	170	170	170	170	170	170	170	170	170	170	170.00	
			M	200	200	200	200	200	200	200	200	200	200	200	200	200	200.00	
	OTHER AGRICULTURAL LABOUR	OTHER AGRICULTURAL LABOUR	M	280	280	280	280	280	280	280	280	280	280	280	280	280	280.00	
			W	250	250	250	250	250	250	250	250	250	250	250	250	250	250.00	
	HERDSMAN	HERDSMAN	M	180	180	180	180	180	180	180	180	180	180	180	180	180	180.00	
Center: JUNNARDEV	SKILLED LABOUR	CARPENTER	M	250	250	250	250	250	250	250	250	250	250	250	250	250.00		
		BLACKSMITH	M	250	250	250	250	250	250	250	250	250	250	250	250	250.00		
		COBBLER	M	240	240	240	240	240	240	240	240	240	240	240	240	240.00		
	FIELD LABOUR	PLOUGHMAN	M	300	300	300	300	300	300	300	300	300	300	300	300	300	300.00	
			SOWER	M	230	230	230	230	230	230	230	230	230	230	230	230	230.00	
		WEEDER	W	170	170	170	170	170	170	170	170	170	170	170	170	170	170.00	
			M	220	220	220	220	220	220	220	220	220	220	220	220	220.00		
		REAPER & HARVESTER	W	170	170	170	170	170	170	170	170	170	170	170	170	170	170.00	
			M	200	200	200	200	200	200	200	200	200	200	200	200	200	200.00	
	OTHER AGRICULTURAL LABOUR	OTHER AGRICULTURAL LABOUR	M	210	210	210	210	210	210	210	210	210	210	210	210	210	210.00	
			W	170	170	170	170	170	170	170	170	170	170	170	170	170	170.00	
	HERDSMAN	HERDSMAN	M	170	170	170	170	170	170	170	170	170	170	170	170	170	170.00	
District: Damoh																		
Center: ABHANA	SKILLED LABOUR	CARPENTER	M	300	350	400	400	400	400	400	400	400	400	-	-	400	385.00	
		BLACKSMITH	M	300	350	400	400	400	400	400	400	400	400	-	-	400	385.00	
		COBBLER	M	300	300	-	-	-	400	400	400	400	-	-	-	-	360.00	
	FIELD LABOUR	PLOUGHMAN	M	200	200	200	200	200	200	200	200	200	200	-	-	200	200.00	
			SOWER	M	200	200	-	-	-	-	-	-	-	-	-	-	300	233.33
		WEEDER	W	200	200	-	-	-	-	-	-	-	-	-	-	-	300	233.33
			M	200	200	-	-	-	-	-	-	-	-	-	-	-	250	216.67
		REAPER & HARVESTER	W	-	-	-	-	-	-	-	-	-	-	-	-	-	250	250.00
			M	-	200	250	200	200	200	-	-	230	250	-	-	-	-	221.67
	OTHER AGRICULTURAL LABOUR	OTHER AGRICULTURAL LABOUR	W	-	200	200	200	200	-	-	230	250	-	-	-	-	213.33	
			M	200	200	200	200	-	200	200	200	200	400	-	-	300	233.33	
	HERDSMAN	HERDSMAN	M	200	200	200	200	-	200	200	200	200	-	-	250	205.56		
District: Datia																		

Average Daily Agricultural Wages and Non Agricultural Wages (in Rs.) - 2020-21																	
State/District/Center	Labour Category	Labour Type	Gen	Jul	Aug	Sep	Oct	Nov	Dec	Jan	Feb	Mar	Apr	May	Jun	Annual Average	
Center: THERAT	SKILLED LABOUR	CARPENTER	M	500	500	500	500	500	500	500	500	500	500	500	500	500.00	
		BLACKSMITH	M	500	500	500	500	500	500	500	500	500	500	500	500	500.00	
		COBBLER	M	300	300	300	300	300	300	300	300	300	300	300	300	300.00	
	FIELD LABOUR	PLOUGHMAN	M	300	300	300	300	300	300	300	300	300	300	300	300	300	300.00
			SOWER	M	300	-	300	300	300	300	300	-	-	-	-	300	300.00
		WEEDER	W	250	-	250	250	250	250	250	-	-	-	-	250	250.00	
			M	300	300	300	300	300	300	300	300	-	-	-	-	300.00	
		REAPER & HARVESTER	W	250	250	250	250	250	250	250	250	-	-	-	-	250.00	
			M	-	-	-	300	-	-	-	300	300	300	-	-	300.00	
	OTHER AGRICULTURAL LABOUR	OTHER AGRICULTURAL LABOUR	W	-	-	-	250	-	-	-	250	250	250	-	-	250.00	
			M	300	300	300	300	300	300	300	300	300	300	300	300	300.00	
	HERDSMAN	HERDSMAN	M	250	250	250	250	250	250	250	250	250	250	250	250	250.00	
	Center: UNNAO	SKILLED LABOUR	CARPENTER	M	500	500	500	500	500	500	500	500	500	500	500	500	500.00
BLACKSMITH			M	500	500	500	500	500	500	500	500	500	500	500	500	500.00	
COBBLER			M	300	300	300	300	300	300	300	300	300	300	300	300	300.00	
FIELD LABOUR		PLOUGHMAN	M	300	300	300	300	300	300	300	300	300	300	300	300	300.00	
			SOWER	M	300	-	300	300	300	300	300	-	-	-	-	300	300.00
		WEEDER	W	250	-	250	250	250	250	250	-	-	-	-	250	250.00	
			M	300	300	300	300	300	300	300	300	-	-	-	-	300.00	
		REAPER & HARVESTER	W	250	250	250	250	250	250	250	250	-	-	-	-	250.00	
			M	-	-	-	300	-	-	-	300	300	300	-	-	300.00	
OTHER AGRICULTURAL LABOUR		OTHER AGRICULTURAL LABOUR	W	-	-	-	250	-	-	-	250	250	250	-	-	250.00	
			M	300	300	300	300	300	300	300	300	300	300	300	300	300.00	
HERDSMAN		HERDSMAN	M	250	250	250	250	250	250	250	250	250	250	250	250	250.00	
District: Dewas																	
Center: GANDHARPURI	SKILLED LABOUR	CARPENTER	M	350	450	450	450	450	450	450	450	450	450	450	450	441.67	
		BLACKSMITH	M	350	450	450	450	450	450	450	450	450	450	450	450	441.67	
		COBBLER	M	350	450	450	450	450	450	450	450	450	450	450	450	441.67	
	FIELD LABOUR	PLOUGHMAN	M	350	350	350	350	350	350	350	350	350	350	350	350	350.00	
			SOWER	M	350	350	350	350	350	350	350	350	350	350	350	350	350.00
		WEEDER	W	350	350	350	350	350	350	350	350	350	350	350	350	350.00	
			M	350	350	350	350	350	350	350	350	350	350	350	350	350.00	
		REAPER & HARVESTER	W	350	350	350	350	350	350	350	350	350	350	350	350	350.00	
			M	350	350	350	350	350	350	350	350	350	350	350	350	350.00	
	OTHER AGRICULTURAL LABOUR	OTHER AGRICULTURAL LABOUR	W	350	350	350	350	350	350	350	350	350	350	350	350	350.00	
			M	350	350	350	350	350	350	350	350	350	350	350	350	350.00	
	HERDSMAN	HERDSMAN	M	350	350	350	350	350	350	350	350	350	350	350	350	350.00	
			W	350	350	350	350	350	350	350	350	350	350	350	350	350.00	

Average Daily Agricultural Wages and Non Agricultural Wages (in Rs.) - 2020-21																		
State/District/Center	Labour Category	Labour Type	Gen	Jul	Aug	Sep	Oct	Nov	Dec	Jan	Feb	Mar	Apr	May	Jun	Annual Average		
Center: SATWAS	SKILLED LABOUR	CARPENTER	M	350	450	450	450	450	450	450	450	450	450	450	450	441.67		
		BLACKSMITH	M	350	450	450	450	450	450	450	450	450	450	450	450	450	441.67	
		COBBLER	M	350	450	450	450	450	450	450	450	450	450	450	450	450	441.67	
	FIELD LABOUR	PLOUGHMAN	M	350	350	350	350	350	350	350	350	350	350	350	350	350	350.00	
			W	350	350	350	350	350	350	350	350	350	350	350	350	350	350.00	
		SOWER	M	350	350	350	350	350	350	350	350	350	350	350	350	350	350	350.00
			W	350	350	350	350	350	350	350	350	350	350	350	350	350	350	350.00
		WEEDER	M	350	350	350	350	350	350	350	350	350	350	350	350	350	350	350.00
			W	350	350	350	350	350	350	350	350	350	350	350	350	350	350	350.00
	REAPER & HARVESTER	M	350	350	350	350	350	350	350	350	350	350	350	350	350	350	350.00	
		W	350	350	350	350	350	350	350	350	350	350	350	350	350	350	350.00	
	OTHER AGRICULTURAL LABOUR	OTHER AGRICULTURAL LABOUR	M	350	350	350	350	350	350	350	350	350	350	350	350	350	350.00	
			W	350	350	350	350	350	350	350	350	350	350	350	350	350	350.00	
	HERDSMAN	HERDSMAN	M	350	350	350	350	350	350	350	350	350	350	350	350	350	350.00	
W			350	350	350	350	350	350	350	350	350	350	350	350	350	350.00		
District: Dhar																		
Center: BAGADI	SKILLED LABOUR	CARPENTER	M	250	250	250	250	250	250	250	250	250	250	250	250	250.00		
		BLACKSMITH	M	250	250	250	250	250	250	250	250	250	250	250	250	250	250.00	
		COBBLER	M	200	200	200	200	200	200	200	200	250	250	250	250	250	220.83	
	FIELD LABOUR	PLOUGHMAN	M	250	250	250	250	250	250	250	250	250	250	250	250	250	250.00	
			W	250	250	250	250	-	-	-	-	-	-	-	-	-	250.00	
		SOWER	M	250	250	250	250	250	250	250	250	250	250	250	-	250	250.00	
			W	250	250	250	250	-	-	-	-	-	-	-	-	-	250.00	
		WEEDER	M	-	200	200	-	-	-	-	-	-	-	-	-	-	-	200.00
			W	-	200	200	-	-	-	-	-	-	-	-	-	-	-	200.00
	REAPER & HARVESTER	M	-	-	300	-	-	-	-	200	200	200	-	-	-	225.00		
		W	-	-	300	-	-	-	-	200	200	200	-	-	-	225.00		
	OTHER AGRICULTURAL LABOUR	OTHER AGRICULTURAL LABOUR	M	250	250	250	250	250	250	250	250	250	250	250	250	250	250.00	
			W	250	250	250	250	250	250	250	250	250	250	250	250	250	250.00	
	HERDSMAN	HERDSMAN	M	250	250	250	250	250	250	250	250	250	250	250	250	250	250.00	
Center: GUJURI	SKILLED LABOUR	CARPENTER	M	300	300	300	300	300	300	300	300	300	300	300	300	300.00		
		BLACKSMITH	M	300	300	300	300	300	300	300	300	300	300	300	300	300	300.00	
		COBBLER	M	300	300	300	300	300	300	300	300	300	300	300	300	300	300.00	
	FIELD LABOUR	PLOUGHMAN	M	300	300	300	-	-	300	300	300	300	300	300	300	300	300.00	
			W	150	150	150	150	150	150	150	150	-	-	-	-	-	150.00	
		SOWER	M	150	150	150	150	150	150	150	150	-	-	-	-	-	150.00	
			W	150	150	150	150	150	150	150	150	-	-	-	-	-	150.00	
		WEEDER	M	150	150	150	150	150	150	150	150	-	-	-	-	-	150.00	
			W	150	150	150	150	150	150	150	150	-	-	-	-	-	150.00	
	REAPER & HARVESTER	M	-	-	200	200	200	150	-	150	150	-	-	-	-	175.00		
		W	-	-	200	200	200	150	-	150	150	-	-	-	-	175.00		
	OTHER AGRICULTURAL LABOUR	OTHER AGRICULTURAL LABOUR	M	150	150	150	150	150	150	150	150	150	150	150	150	150	150.00	
			W	150	150	150	150	150	150	150	150	150	150	150	150	150	150.00	
	HERDSMAN	HERDSMAN	M	150	150	150	150	150	150	150	150	150	150	150	150	150	150.00	
W			150	150	150	150	150	150	150	150	150	150	150	150	150	150.00		
District: Dindori																		

Average Daily Agricultural Wages and Non Agricultural Wages (in Rs.) - 2020-21																	
State/District/Center	Labour Category	Labour Type	Gen	Jul	Aug	Sep	Oct	Nov	Dec	Jan	Feb	Mar	Apr	May	Jun	Annual Average	
Center: AMARPUR	SKILLED LABOUR	CARPENTER	M	220	220	220	220	220	220	250	250	250	250	250	250	235.00	
		BLACKSMITH	M	120	140	140	140	140	140	150	150	150	150	150	150	150	143.33
		COBBLER	M	120	140	140	140	140	140	140	140	140	140	140	140	140	138.33
	FIELD LABOUR	PLOUGHMAN	M	250	250	250	250	250	250	250	250	250	250	-	-	250	250.00
		WEEDER	W	120	120	-	-	-	-	-	-	-	-	-	-	-	120.00
		REAPER & HARVESTER	M	-	-	200	200	200	-	-	-	-	160	-	-	-	190.00
			W	-	-	200	200	200	-	-	-	-	160	-	-	-	190.00
	OTHER AGRICULTURAL LABOUR	OTHER AGRICULTURAL LABOUR	M	150	150	150	150	150	150	150	150	150	150	150	150	150	150.00
			W	150	150	150	150	150	150	150	150	150	150	150	150	150	150.00
	HERDSMAN	HERDSMAN	M	100	120	120	120	120	120	130	130	130	130	130	130	130	123.33
Center: GADASARRA	SKILLED LABOUR	CARPENTER	M	220	220	220	220	220	220	250	250	250	250	250	250	235.00	
		BLACKSMITH	M	120	130	130	130	130	130	150	150	150	150	150	150	150	139.17
		COBBLER	M	120	130	130	130	130	130	140	140	140	140	140	140	140	134.17
	FIELD LABOUR	PLOUGHMAN	M	250	250	250	250	250	250	250	250	250	250	-	-	-	250.00
		WEEDER	W	120	120	-	-	-	-	-	-	-	-	-	-	-	120.00
		REAPER & HARVESTER	M	-	-	200	200	200	-	-	-	-	160	-	-	-	190.00
			W	-	-	200	200	200	-	-	-	-	160	-	-	-	190.00
	OTHER AGRICULTURAL LABOUR	OTHER AGRICULTURAL LABOUR	M	150	150	150	150	150	150	150	150	150	150	150	150	150	150.00
			W	150	150	150	150	150	150	150	150	150	150	150	150	150	150.00
	HERDSMAN	HERDSMAN	M	100	110	110	110	110	110	130	130	130	130	130	130	130	119.17
District: Guna																	
Center: KUMBHRAJ	SKILLED LABOUR	CARPENTER	M	430	430	430	430	430	430	450	450	450	450	450	450	440.00	
		BLACKSMITH	M	300	300	300	300	300	300	400	400	400	400	400	400	400	350.00
		COBBLER	M	300	300	300	300	300	300	400	400	400	400	400	400	400	350.00
	FIELD LABOUR	PLOUGHMAN	M	400	400	400	400	400	400	450	450	450	450	450	450	450	425.00
		SOWER	M	350	350	350	350	350	350	400	400	400	400	400	400	400	375.00
		WEEDER	M	350	350	350	350	350	350	400	400	400	400	400	400	400	375.00
			W	350	350	350	350	350	350	400	400	400	400	400	400	400	375.00
	REAPER & HARVESTER	M	350	350	350	350	350	350	380	380	380	380	380	380	380	380	365.00
		W	350	350	350	350	350	350	370	370	370	370	370	370	370	370	360.00
	OTHER AGRICULTURAL LABOUR	OTHER AGRICULTURAL LABOUR	M	300	300	300	300	300	300	400	400	400	400	400	400	400	350.00
W			300	300	300	300	300	300	380	380	380	380	380	380	380	340.00	
HERDSMAN	HERDSMAN	M	250	250	250	250	250	250	400	400	400	400	400	400	400	325.00	
Center: MYANA	SKILLED LABOUR	CARPENTER	M	400	400	400	400	400	400	450	450	450	450	450	450	425.00	
		BLACKSMITH	M	300	300	300	300	300	300	400	400	400	400	400	400	400	350.00
		COBBLER	M	300	300	300	300	300	300	400	400	400	400	400	400	400	350.00
	FIELD LABOUR	PLOUGHMAN	M	380	380	380	380	380	380	450	450	450	450	450	450	450	415.00
		SOWER	M	350	350	350	350	350	350	400	400	400	400	400	400	400	375.00
		WEEDER	M	350	350	350	350	350	350	400	400	400	400	400	400	400	375.00
			W	350	350	350	350	350	350	400	400	400	400	400	400	400	375.00
	REAPER & HARVESTER	M	360	360	360	360	360	360	360	380	380	380	380	380	380	380	370.00
		W	360	360	360	360	360	360	360	370	370	370	370	370	370	370	365.00
	OTHER AGRICULTURAL LABOUR	OTHER AGRICULTURAL LABOUR	M	350	350	350	350	350	350	400	400	400	400	400	400	400	375.00
W			350	350	350	350	350	350	380	380	380	380	380	380	380	365.00	
HERDSMAN	HERDSMAN	M	250	250	250	250	250	250	400	400	400	400	400	400	400	325.00	
District: Gwalior																	

Average Daily Agricultural Wages and Non Agricultural Wages (in Rs.) - 2020-21																	
State/District/Center	Labour Category	Labour Type	Gen	Jul	Aug	Sep	Oct	Nov	Dec	Jan	Feb	Mar	Apr	May	Jun	Annual Average	
Center: MOHNA	SKILLED LABOUR	CARPENTER	M	500	500	500	500	500	500	500	500	500	500	500	500	500.00	
		BLACKSMITH	M	500	500	500	500	500	500	500	500	500	500	500	500	500.00	
		COBBLER	M	500	500	500	500	500	500	500	500	500	500	500	500	500.00	
	FIELD LABOUR	PLOUGHMAN	M	300	300	300	300	300	300	300	300	300	300	300	300	300	300.00
			W	250	250	250	250	250	250	250	250	250	250	250	250	250.00	
		SOWER	M	250	250	250	250	250	250	250	250	250	250	250	250	250	250.00
			W	200	200	200	200	200	200	200	200	200	200	200	200	200	200.00
		WEEDER	M	250	250	250	250	250	250	250	250	250	250	250	250	250	250.00
			W	200	200	200	200	200	200	200	200	200	200	200	200	200	200.00
	REAPER & HARVESTER	M	300	300	300	300	300	300	300	300	300	300	300	300	300	300.00	
		W	250	250	250	250	250	250	250	250	250	250	250	250	250	250.00	
	OTHER AGRICULTURAL LABOUR	OTHER AGRICULTURAL LABOUR	M	250	250	250	250	250	250	250	250	250	250	250	250	250	250.00
			W	200	200	200	200	200	200	200	200	200	200	200	200	200.00	
	HERDSMAN	HERDSMAN	M	250	250	250	250	250	250	250	250	250	250	250	250	250	250.00
W			200	200	200	200	200	200	200	200	200	200	200	200	200.00		
Center: PICHHORE	SKILLED LABOUR	CARPENTER	M	500	500	500	500	500	500	500	500	500	500	500	500	500.00	
		BLACKSMITH	M	500	500	500	500	500	500	500	500	500	500	500	500	500.00	
		COBBLER	M	500	500	500	500	500	500	500	500	500	500	500	500	500.00	
	FIELD LABOUR	PLOUGHMAN	M	300	300	300	300	300	300	300	300	300	300	300	300	300	300.00
			W	250	250	250	250	250	250	250	250	250	250	250	250	250.00	
		SOWER	M	250	250	250	250	250	250	250	250	250	250	250	250	250	250.00
			W	200	200	200	200	200	200	200	200	200	200	200	200	200.00	
		WEEDER	M	250	250	250	250	250	250	250	250	250	250	250	250	250	250.00
			W	200	200	200	200	200	200	200	200	200	200	200	200	200	200.00
	REAPER & HARVESTER	M	300	300	300	300	300	300	300	300	300	300	300	300	300	300.00	
		W	250	250	250	250	250	250	250	250	250	250	250	250	250	250.00	
	OTHER AGRICULTURAL LABOUR	OTHER AGRICULTURAL LABOUR	M	250	250	250	250	250	250	250	250	250	250	250	250	250	250.00
			W	200	200	200	200	200	200	200	200	200	200	200	200	200.00	
	HERDSMAN	HERDSMAN	M	250	250	250	250	250	250	250	250	250	250	250	250	250	250.00
W			200	200	200	200	200	200	200	200	200	200	200	200	200.00		
District: Harda																	
Center: HARDA	SKILLED LABOUR	CARPENTER	M	300	300	300	300	300	300	300	300	300	300	300	300	300.00	
		BLACKSMITH	M	250	250	250	250	250	250	250	250	250	250	250	250	250.00	
		COBBLER	M	200	200	200	200	200	200	200	200	200	200	200	200	200.00	
	FIELD LABOUR	SOWER	M	150	150	150	150	150	150	150	150	150	150	150	150	150.00	
			W	130	130	130	130	130	130	130	130	130	130	130	130	130.00	
		REAPER & HARVESTER	M	150	150	150	150	150	150	150	150	150	150	150	150	150	150.00
W	130		130	130	130	130	130	130	130	130	130	130	130	130	130.00		
Center: KHIDKIYAN	SKILLED LABOUR	CARPENTER	M	300	300	300	300	300	300	300	300	300	300	300	300	300.00	
		BLACKSMITH	M	150	150	150	150	150	150	150	150	150	150	150	150	150.00	
		COBBLER	M	200	200	200	200	200	200	200	200	200	200	200	200	200.00	
	FIELD LABOUR	SOWER	M	150	150	150	150	150	150	150	150	150	150	150	150	150.00	
			W	130	130	130	130	130	130	130	130	130	130	130	130	130.00	
		REAPER & HARVESTER	M	100	100	100	100	100	100	100	100	100	100	100	100	100	100.00
W	80		-	-	-	-	-	-	-	-	-	-	-	80	80	80.00	
District: Hoshangabad																	

Average Daily Agricultural Wages and Non Agricultural Wages (in Rs.) - 2020-21																	
State/District/Center	Labour Category	Labour Type	Gen	Jul	Aug	Sep	Oct	Nov	Dec	Jan	Feb	Mar	Apr	May	Jun	Annual Average	
Center: SANGARKHERA	SKILLED LABOUR	CARPENTER	M	500	500	500	500	500	500	500	500	500	500	500	500	500.00	
		BLACKSMITH	M	500	500	500	500	500	500	500	500	500	500	500	500	500.00	
	FIELD LABOUR	PLOUGHMAN	M	250	250	250	300	300	300	300	300	300	300	300	300	300	287.50
			SOWER	M	250	250	-	-	-	-	-	-	-	-	-	-	250.00
		WEEDER	M	200	200	200	250	250	250	250	250	250	250	250	250	200	233.33
			W	200	200	200	200	200	200	200	200	200	200	200	200	200	200.00
		REAPER & HARVESTER	M	-	-	250	250	250	250	250	250	250	250	250	250	250	250.00
			W	-	-	200	200	200	200	200	200	200	200	200	200	200	200.00
	OTHER AGRICULTURAL LABOUR	OTHER AGRICULTURAL LABOUR	M	250	250	250	250	250	250	250	250	250	250	250	250	250	250.00
			W	200	200	200	200	200	200	200	200	200	200	200	200	200	200.00
HERDSMAN	HERDSMAN	M	150	150	150	150	150	200	200	200	200	200	200	200	179.17		
District: Indore																	
Center: BETAMA	SKILLED LABOUR	CARPENTER	M	350	350	350	350	350	350	350	350	400	400	400	400	370.83	
		BLACKSMITH	M	300	300	300	300	300	300	300	300	400	400	400	400	341.67	
		COBBLER	M	300	300	300	300	300	300	300	300	-	-	-	-	300.00	
	FIELD LABOUR	PLOUGHMAN	M	350	350	350	350	350	350	350	350	350	350	350	350	350	350.00
			SOWER	M	300	300	300	300	300	300	300	300	300	300	350	350	350
		W	300	300	300	300	300	300	300	300	300	300	300	300	300	300.00	
		WEEDER	M	350	350	350	350	350	350	350	350	350	350	350	350	350	350.00
			W	300	300	300	300	300	300	300	300	300	300	300	300	300	300.00
		REAPER & HARVESTER	M	300	300	300	300	300	300	300	300	350	350	350	350	350	320.83
	W		280	250	280	280	280	280	280	280	300	300	300	300	300	285.83	
	OTHER AGRICULTURAL LABOUR	OTHER AGRICULTURAL LABOUR	M	300	300	300	300	300	300	300	300	350	350	350	350	350	320.83
			W	275	275	275	275	275	275	275	275	300	300	300	300	300	285.42
	HERDSMAN	HERDSMAN	M	300	300	300	300	300	300	300	300	350	350	350	350	300	316.67
			W	300	300	300	300	300	300	300	300	300	300	300	300	350	304.17
Center: HATOD	SKILLED LABOUR	CARPENTER	M	350	350	350	350	350	350	350	350	350	350	350	350	350.00	
		BLACKSMITH	M	300	300	300	300	300	300	300	300	300	300	300	300	300.00	
		COBBLER	M	300	300	300	300	300	300	300	300	300	300	300	300	300.00	
	FIELD LABOUR	PLOUGHMAN	M	350	350	350	350	350	350	350	350	350	350	350	350	350	350.00
			SOWER	M	300	300	300	300	300	300	300	300	300	300	300	300	300.00
		W	300	300	300	300	300	300	300	300	300	300	300	300	300	300.00	
		WEEDER	M	350	350	350	350	350	350	350	350	350	350	350	350	350	350.00
			W	300	300	300	300	300	300	300	300	300	300	300	300	300	300.00
		REAPER & HARVESTER	M	300	300	300	300	300	300	300	300	300	300	300	300	300	300.00
	W		290	200	290	290	290	290	290	290	290	290	290	290	290	282.50	
	OTHER AGRICULTURAL LABOUR	OTHER AGRICULTURAL LABOUR	M	300	300	300	300	300	300	300	300	300	300	300	300	300	300.00
			W	275	275	275	275	275	275	275	275	275	275	275	275	275	275.00
	HERDSMAN	HERDSMAN	M	300	300	300	300	300	300	300	300	300	300	300	300	300	300.00
			W	300	300	300	300	300	300	300	300	300	300	300	300	300	300.00
District: Jabalpur																	

Average Daily Agricultural Wages and Non Agricultural Wages (in Rs.) - 2020-21

State/District/Center	Labour Category	Labour Type	Gen	Jul	Aug	Sep	Oct	Nov	Dec	Jan	Feb	Mar	Apr	May	Jun	Annual Average	
Center: BARAGI	SKILLED LABOUR	CARPENTER	M	350	400	400	400	400	400	400	400	400	400	400	400	395.83	
		BLACKSMITH	M	200	200	200	300	300	300	300	300	300	300	300	300	300	275.00
		COBBLER	M	200	200	200	200	200	200	200	200	200	200	200	200	250	204.17
	FIELD LABOUR	PLOUGHMAN	M	300	300	350	300	300	300	300	300	-	-	-	-	350	312.50
			M	200	300	300	200	200	200	250	250	-	-	-	-	300	250.00
		SOWER	W	150	200	200	200	200	200	200	200	-	-	-	-	250	200.00
			M	150	200	200	-	-	-	-	-	-	-	-	-	-	183.33
		WEEDER	W	150	180	180	-	-	-	-	-	-	-	-	-	-	170.00
			M	-	-	-	200	200	200	200	200	200	200	200	-	300	212.50
		W	-	-	-	180	180	180	180	180	180	180	180	180	-	250	188.75
	OTHER AGRICULTURAL LABOUR	OTHER AGRICULTURAL LABOUR	M	200	200	200	200	200	200	200	200	250	250	250	250	300	225.00
			W	-	180	180	180	180	180	200	200	200	200	200	200	250	197.27
	HERDSMAN	HERDSMAN	M	200	200	200	200	200	200	200	200	200	-	200	-	200.00	
Center: PATAN	SKILLED LABOUR	CARPENTER	M	500	500	500	500	500	500	500	500	500	500	500	500	500	500.00
		BLACKSMITH	M	500	500	500	500	500	300	500	500	500	500	500	500	500	483.33
		COBBLER	M	300	300	300	300	300	300	300	300	300	300	300	300	300	300.00
	FIELD LABOUR	PLOUGHMAN	M	300	200	200	200	200	200	200	200	200	-	-	-	250	216.67
			M	200	200	200	150	200	200	200	200	200	200	200	-	200	195.45
		SOWER	W	150	150	150	-	150	200	200	200	200	200	200	-	-	177.78
			M	150	200	200	200	200	200	200	200	200	-	-	-	-	193.75
		WEEDER	W	150	150	150	150	150	150	150	150	200	-	-	-	-	156.25
			M	-	-	-	200	200	200	200	200	200	200	200	200	200	200.00
		W	-	-	-	150	150	150	150	150	200	150	150	150	150	150	155.56
	OTHER AGRICULTURAL LABOUR	OTHER AGRICULTURAL LABOUR	M	200	200	200	200	200	200	200	200	-	-	200	200	200.00	
			W	180	-	-	-	150	150	150	-	-	-	150	150	155.00	
	HERDSMAN	HERDSMAN	M	200	200	200	200	200	200	200	200	200	200	200	200	200	200.00
W			150	-	150	-	150	150	150	-	150	150	150	150	150	150.00	
District: Jhabua																	
Center: PARA	SKILLED LABOUR	CARPENTER	M	500	400	450	450	450	450	450	450	450	450	450	450	450	450.00
		BLACKSMITH	M	400	400	400	400	400	400	400	400	400	400	400	400	400	400.00
	FIELD LABOUR	PLOUGHMAN	M	-	300	200	200	200	200	200	200	200	200	200	200	200	209.09
			M	-	200	200	200	200	200	200	200	200	200	200	200	200	200.00
		SOWER	W	-	200	200	200	200	200	200	200	200	200	200	200	200	200.00
			M	-	200	200	200	200	200	200	200	200	200	200	200	200	200.00
		WEEDER	W	-	200	200	200	200	200	200	200	200	200	200	200	200	200.00
			M	200	200	250	250	250	250	250	250	250	250	250	250	250	241.67
		W	200	200	250	250	250	250	250	250	250	250	250	250	250	250	241.67
	OTHER AGRICULTURAL LABOUR	OTHER AGRICULTURAL LABOUR	M	200	200	200	200	200	200	200	200	200	200	200	200	200	200.00
			W	200	200	200	200	200	200	200	200	200	200	200	200	200	200.00
	HERDSMAN	HERDSMAN	M	-	200	200	200	200	200	200	200	200	200	200	200	200	200.00
			W	-	200	200	200	200	200	200	200	200	200	200	200	200	200.00

Average Daily Agricultural Wages and Non Agricultural Wages (in Rs.) - 2020-21																	
State/District/Center	Labour Category	Labour Type	Gen	Jul	Aug	Sep	Oct	Nov	Dec	Jan	Feb	Mar	Apr	May	Jun	Annual Average	
Center: RAMPURIA	SKILLED LABOUR	CARPENTER	M	400	400	400	400	400	400	400	400	400	400	400	400	400.00	
		BLACKSMITH	M	400	400	400	400	400	400	400	400	400	400	400	400	400.00	
		COBBLER	M	400	400	-	-	-	-	-	-	-	-	-	-	400.00	
	FIELD LABOUR	PLOUGHMAN	M	-	200	200	200	200	200	200	200	200	200	200	200	200	200.00
			W	-	200	200	200	200	200	200	200	200	200	200	200	200.00	
		SOWER	M	-	200	200	200	200	200	200	200	200	200	200	200	200	200.00
			W	-	200	200	200	200	200	200	200	200	200	200	200	200	200.00
		WEEDER	M	-	200	200	200	200	200	200	200	200	200	200	200	200	200.00
			W	-	200	200	200	200	200	200	200	200	200	200	200	200	200.00
	REAPER & HARVESTER	M	200	200	200	200	200	200	200	200	200	200	200	200	200	200.00	
		W	200	200	200	200	200	200	200	200	200	200	200	200	200	200.00	
	OTHER AGRICULTURAL LABOUR	OTHER AGRICULTURAL LABOUR	M	250	250	250	250	250	250	250	250	250	250	250	250	250	250.00
			W	250	250	250	250	250	250	250	250	250	250	250	250	250	250.00
HERDSMAN	HERDSMAN	M	-	200	200	200	200	200	200	200	200	200	200	200	200	200.00	
		W	-	200	200	200	200	200	200	200	200	200	200	200	200	200.00	
District: Katni																	
Center: BARHI	SKILLED LABOUR	CARPENTER	M	500	500	500	500	500	500	500	500	500	500	500	500	500.00	
		BLACKSMITH	M	500	500	500	500	500	500	500	500	500	500	500	500	500.00	
	FIELD LABOUR	PLOUGHMAN	M	300	300	-	500	500	500	-	-	-	-	-	300	400.00	
			W	250	250	-	250	250	250	250	-	-	-	-	-	250.00	
		SOWER	M	200	200	-	200	200	200	200	-	-	-	-	-	200.00	
			W	200	200	-	200	200	200	200	-	-	-	-	-	200.00	
		WEEDER	M	-	250	250	-	250	250	250	-	-	-	-	-	250.00	
			W	-	200	200	-	200	200	200	-	-	-	-	-	200.00	
	REAPER & HARVESTER	M	-	-	-	250	250	-	-	250	250	250	250	250	-	250.00	
		W	-	-	-	200	200	-	-	200	200	200	200	200	-	200.00	
	OTHER AGRICULTURAL LABOUR	OTHER AGRICULTURAL LABOUR	M	300	300	300	300	300	300	300	300	300	300	300	300	300.00	
			W	250	250	250	250	250	250	250	250	250	250	250	250	250.00	
	HERDSMAN	HERDSMAN	M	200	200	200	200	200	200	200	200	250	250	250	250	250	220.83
W			-	-	-	150	150	150	150	150	200	200	200	200	-	175.00	
District: Khandwa																	
Center: TIVARI	SKILLED LABOUR	CARPENTER	M	500	500	500	500	500	500	500	500	500	500	500	500	500.00	
		BLACKSMITH	M	500	500	500	500	500	500	500	500	500	500	500	500	500.00	
	FIELD LABOUR	PLOUGHMAN	M	300	200	-	500	500	500	-	-	-	-	-	300	383.33	
			W	250	250	-	250	250	250	250	-	-	-	-	-	250.00	
		SOWER	M	200	200	-	200	200	200	200	-	-	-	-	-	200.00	
			W	200	200	-	200	200	200	200	-	-	-	-	-	200.00	
		WEEDER	M	-	250	250	-	250	250	250	-	-	-	-	-	250.00	
			W	-	200	200	-	200	200	200	-	-	-	-	-	200.00	
	REAPER & HARVESTER	M	-	-	-	250	250	-	-	250	250	250	250	250	-	250.00	
		W	-	-	-	200	200	-	-	200	200	200	200	200	-	200.00	
	OTHER AGRICULTURAL LABOUR	OTHER AGRICULTURAL LABOUR	M	300	300	300	300	300	300	300	300	300	300	300	300	300.00	
			W	250	250	250	250	250	250	250	250	250	250	250	250	250.00	
	HERDSMAN	HERDSMAN	M	200	200	200	200	200	200	200	200	250	250	250	250	250	220.83
W			-	-	-	150	150	150	150	150	200	200	200	200	-	175.00	

Average Daily Agricultural Wages and Non Agricultural Wages (in Rs.) - 2020-21																		
State/District/Center	Labour Category	Labour Type	Gen	Jul	Aug	Sep	Oct	Nov	Dec	Jan	Feb	Mar	Apr	May	Jun	Annual Average		
Center: KHANDWA	SKILLED LABOUR	CARPENTER	M	400	400	400	400	400	400	400	400	400	400	400	400	400.00		
		BLACKSMITH	M	400	400	400	400	400	400	400	400	400	300	400	400	400	391.67	
		COBBLER	M	400	400	400	400	400	300	400	400	200	300	400	400	400	366.67	
	FIELD LABOUR	PLOUGHMAN	M	300	300	300	300	300	300	300	300	400	300	300	300	300	308.33	
			SOWER	M	300	300	300	300	300	300	300	400	-	-	300	300	310.00	
		WEEDER	W	250	250	250	300	250	250	250	350	-	-	-	200	300	261.11	
			M	300	300	300	300	300	300	300	300	300	250	300	300	300	300	295.83
		REAPER & HARVESTER	W	250	250	250	250	250	250	250	300	300	250	250	300	300	300	266.67
			M	300	300	300	300	300	300	300	300	400	250	300	250	300	300	300.00
	OTHER AGRICULTURAL LABOUR	OTHER AGRICULTURAL LABOUR	W	250	250	250	250	250	250	400	400	300	300	400	400	400	400	341.67
			M	300	300	300	300	300	300	300	400	400	300	300	400	400	400	308.33
	HERDSMAN	HERDSMAN	M	300	300	300	300	300	300	300	300	300	300	300	300	300	300	300.00
			W	-	-	250	-	-	-	-	-	-	-	-	-	300	300	275.00
	Center: PANDHANA	SKILLED LABOUR	CARPENTER	M	400	400	400	400	400	400	400	400	400	400	400	400	400	400.00
BLACKSMITH			M	200	300	200	300	300	400	300	400	200	300	400	200	200	291.67	
COBBLER			M	200	200	200	300	300	300	300	400	200	300	300	300	200	266.67	
FIELD LABOUR		PLOUGHMAN	M	300	300	300	300	300	300	300	300	350	300	300	300	-	304.55	
			SOWER	M	300	300	-	300	300	300	300	350	-	-	300	300	300	305.56
		WEEDER	W	250	250	-	250	300	250	-	300	-	-	250	200	200	256.25	
			M	300	300	-	250	300	300	300	300	300	-	300	300	-	294.44	
		REAPER & HARVESTER	W	250	250	-	250	250	250	250	250	300	-	250	300	-	261.11	
			M	250	250	250	300	300	300	250	400	250	300	300	300	250	283.33	
OTHER AGRICULTURAL LABOUR		OTHER AGRICULTURAL LABOUR	W	150	150	150	300	300	250	150	350	150	300	250	150	150	220.83	
			M	200	250	200	300	300	300	200	400	200	400	400	200	200	279.17	
HERDSMAN		HERDSMAN	W	100	200	100	250	250	250	200	300	100	300	400	100	100	212.50	
			M	100	200	200	250	300	300	300	-	100	300	250	200	200	227.27	
District: Kargone																		
Center: BAL SAMUNDER	SKILLED LABOUR	CARPENTER	M	300	300	300	300	300	300	400	400	400	400	400	400	400	350.00	
		BLACKSMITH	M	250	250	250	250	250	250	300	300	300	300	300	300	300	275.00	
		COBBLER	M	250	250	250	250	250	250	300	300	300	300	300	300	300	275.00	
	FIELD LABOUR	PLOUGHMAN	M	300	300	300	300	300	300	300	300	300	300	300	300	300	300.00	
			SOWER	M	200	200	200	200	200	200	200	200	200	200	200	200	200	200.00
		WEEDER	W	200	200	200	200	200	200	200	200	200	200	200	200	200	200.00	
			M	150	150	150	150	150	150	150	150	150	150	150	150	150	150.00	
		REAPER & HARVESTER	W	150	150	150	150	150	150	150	150	150	150	150	150	150	150.00	
			M	180	180	180	180	180	180	180	180	180	180	200	200	200	185.00	
	OTHER AGRICULTURAL LABOUR	OTHER AGRICULTURAL LABOUR	W	160	160	160	160	160	160	160	160	160	160	200	200	200	170.00	
			M	250	250	250	250	250	250	250	250	250	250	250	250	250	250.00	
	HERDSMAN	HERDSMAN	W	150	150	150	150	150	150	150	150	150	150	150	150	150	150.00	
			M	180	180	180	180	180	180	180	180	180	180	180	180	180	180.00	

Average Daily Agricultural Wages and Non Agricultural Wages (in Rs.) - 2020-21																	
State/District/Center	Labour Category	Labour Type	Gen	Jul	Aug	Sep	Oct	Nov	Dec	Jan	Feb	Mar	Apr	May	Jun	Annual Average	
Center: GAUGAO	SKILLED LABOUR	CARPENTER	M	300	300	300	300	300	300	400	400	400	400	400	400	350.00	
		BLACKSMITH	M	250	250	250	250	250	250	300	300	300	300	300	300	275.00	
		COBBLER	M	250	250	250	250	250	250	300	300	300	300	300	300	275.00	
	FIELD LABOUR	PLOUGHMAN	M	300	300	300	300	300	300	300	300	300	300	300	300	300	300.00
			SOWER	M	225	225	250	225	225	225	225	225	225	225	225	225	225
		WEEDER	W	200	200	200	200	200	200	200	200	200	200	200	200	200	200.00
			M	150	150	150	150	150	150	150	150	150	150	150	150	150	150.00
		REAPER & HARVESTER	W	150	150	150	150	150	150	150	150	150	150	150	150	150	150.00
			M	190	190	190	190	190	190	190	190	190	190	200	200	200	192.50
	OTHER AGRICULTURAL LABOUR	OTHER AGRICULTURAL LABOUR	W	165	165	165	165	165	165	165	165	165	165	200	200	200	173.75
			M	260	260	260	260	260	260	260	260	260	260	260	260	260	260.00
HERDSMAN	HERDSMAN	M	185	185	185	185	185	185	185	185	185	185	180	180	180	183.75	
District: Mandla																	
Center: NAINPUR	SKILLED LABOUR	CARPENTER	M	250	250	250	250	250	250	250	250	250	250	250	250	250.00	
		BLACKSMITH	M	250	250	250	250	250	250	250	250	250	250	250	250	250.00	
		COBBLER	M	150	150	150	150	150	150	150	150	150	150	150	150	150.00	
	FIELD LABOUR	PLOUGHMAN	M	150	150	-	150	-	150	-	-	-	-	-	-	-	150.00
			SOWER	M	150	-	-	-	-	-	-	-	-	-	-	-	-
		WEEDER	W	120	-	-	-	-	-	-	-	-	-	-	-	-	120.00
			M	150	150	-	-	-	-	-	-	-	-	-	-	-	150.00
		REAPER & HARVESTER	W	120	120	-	-	-	-	-	-	-	-	-	-	-	120.00
			M	-	-	150	150	150	-	-	-	150	150	-	-	-	150.00
	OTHER AGRICULTURAL LABOUR	OTHER AGRICULTURAL LABOUR	W	-	-	120	120	120	-	-	-	120	120	-	-	120.00	
			M	200	200	200	200	200	200	200	200	200	200	200	200	200.00	
	HERDSMAN	HERDSMAN	W	150	150	150	150	150	150	150	150	150	150	150	150	150	150.00
			M	150	150	150	150	150	150	150	150	150	150	150	150	150.00	
	District: Mandsaur																
Center: NARAYANPUR	SKILLED LABOUR	CARPENTER	M	250	250	250	250	250	250	250	250	250	250	250	250	250.00	
		BLACKSMITH	M	250	250	250	250	250	250	250	250	250	250	250	250	250.00	
		COBBLER	M	150	150	150	150	150	150	150	150	150	150	150	150	150.00	
	FIELD LABOUR	PLOUGHMAN	M	150	150	-	150	-	150	-	-	-	-	-	-	-	150.00
			SOWER	M	150	-	-	-	-	-	-	-	-	-	-	-	-
		WEEDER	W	120	-	-	-	-	-	-	-	-	-	-	-	-	120.00
			M	150	150	-	-	-	-	-	-	-	-	-	-	-	150.00
		REAPER & HARVESTER	W	120	120	-	-	-	-	-	-	-	-	-	-	-	120.00
			M	-	-	150	150	150	-	-	-	150	150	-	-	-	150.00
	OTHER AGRICULTURAL LABOUR	OTHER AGRICULTURAL LABOUR	W	-	-	120	120	120	-	-	-	120	120	-	-	120.00	
			M	200	200	200	200	200	200	200	200	200	200	200	200	200.00	
	HERDSMAN	HERDSMAN	W	150	150	150	150	150	150	150	150	150	150	150	150	150	150.00
			M	150	150	150	150	150	150	150	150	150	150	150	150	150.00	

Average Daily Agricultural Wages and Non Agricultural Wages (in Rs.) - 2020-21																	
State/District/Center	Labour Category	Labour Type	Gen	Jul	Aug	Sep	Oct	Nov	Dec	Jan	Feb	Mar	Apr	May	Jun	Annual Average	
Center: KYAMPUR	SKILLED LABOUR	CARPENTER	M	450	450	500	500	500	500	500	500	500	500	500	500	491.67	
		BLACKSMITH	M	500	500	600	500	550	550	600	600	600	450	450	600	541.67	
		COBBLER	M	300	300	400	300	350	400	350	350	350	400	400	350	354.17	
	FIELD LABOUR	SOWER	M	200	200	250	250	-	-	-	-	-	-	-	-	-	225.00
			W	150	150	250	200	-	-	-	-	-	-	-	-	-	187.50
		WEEDER	M	150	150	-	200	150	150	250	200	-	-	-	-	-	178.57
			W	150	150	-	200	150	150	200	150	-	-	-	-	-	164.29
		REAPER & HARVESTER	M	-	-	350	-	-	-	250	350	300	250	250	-	-	291.67
			W	-	-	350	-	-	-	200	300	250	200	200	-	-	250.00
	OTHER AGRICULTURAL LABOUR	OTHER AGRICULTURAL LABOUR	M	350	350	300	300	300	300	350	380	400	400	400	400	400	352.50
			W	300	300	250	250	250	300	300	350	300	300	300	300	300	291.67
	HERDSMAN	HERDSMAN	M	300	300	250	300	400	300	300	300	350	350	350	350	350	320.83
W			200	200	200	250	350	250	200	250	300	300	300	300	300	258.33	
District: Morena																	
Center: AMBAH	SKILLED LABOUR	CARPENTER	M	300	300	300	300	300	300	300	300	300	300	300	300	300.00	
		BLACKSMITH	M	300	300	300	300	300	300	300	300	300	300	300	300	300.00	
		COBBLER	M	300	300	300	300	-	-	-	-	-	-	-	-	300.00	
	FIELD LABOUR	SOWER	M	500	500	500	500	500	500	500	500	500	500	500	500	500	500.00
			W	350	350	350	350	350	350	350	350	350	350	350	350	350	350.00
		WEEDER	M	350	350	350	350	350	350	350	350	350	350	350	350	350	350.00
			W	300	300	300	300	300	300	300	300	300	300	300	300	300	300.00
		REAPER & HARVESTER	M	350	350	350	350	350	350	350	350	350	350	350	350	350	350.00
			W	300	300	300	300	300	300	300	300	300	300	300	300	300	300.00
	OTHER AGRICULTURAL LABOUR	OTHER AGRICULTURAL LABOUR	M	350	350	350	350	350	300	300	300	300	300	300	300	300	320.83
			W	350	350	350	350	350	300	300	300	300	300	300	300	300	320.83
	Center: KAILARAS	SKILLED LABOUR	CARPENTER	M	300	300	300	300	300	300	300	300	300	300	300	300	300.00
BLACKSMITH			M	300	300	300	300	300	300	300	300	300	300	300	300	300.00	
COBBLER			M	300	300	300	300	-	-	-	-	-	-	-	-	300.00	
FIELD LABOUR		SOWER	M	450	450	450	450	450	450	450	450	450	450	450	450	450	450.00
			W	350	350	350	350	350	350	350	350	350	350	350	350	350	350.00
		WEEDER	M	350	350	350	350	350	350	350	350	350	350	350	350	350	350.00
			W	300	300	300	300	300	300	300	300	300	300	300	300	300	300.00
		REAPER & HARVESTER	M	350	350	350	350	350	350	350	350	350	350	350	350	350	350.00
			W	300	300	300	300	300	300	300	300	300	300	300	300	300	300.00
OTHER AGRICULTURAL LABOUR		OTHER AGRICULTURAL LABOUR	M	350	350	350	350	350	300	300	300	300	300	300	300	300	320.83
			W	300	350	350	350	350	300	300	300	300	300	300	300	300	316.67
District: Narsinghpur																	
Center: KHULLARI	SKILLED LABOUR	CARPENTER	M	500	500	500	500	500	500	500	500	500	500	500	500	500.00	
		BLACKSMITH	M	500	500	500	500	500	500	500	500	500	500	500	500	500.00	
		COBBLER	M	500	500	500	500	500	500	500	500	500	500	500	500	500.00	
	FIELD LABOUR	PLOUGHMAN	M	200	200	200	200	200	200	200	200	200	200	200	200	200	200.00
			W	200	200	200	200	200	200	200	200	200	200	200	200	200.00	
		SOWER	M	200	200	200	200	200	200	200	200	200	200	200	200	200	200.00
			W	200	200	200	200	200	200	200	200	200	200	200	200	200	200.00
		WEEDER	M	-	-	-	-	-	-	200	200	200	200	200	-	-	200.00
			W	-	-	-	-	-	-	200	200	200	200	200	-	-	200.00
	REAPER & HARVESTER	M	200	200	200	200	200	200	200	200	200	200	200	200	200	200.00	
		W	200	200	200	200	200	200	200	200	200	200	200	200	200	200.00	
	OTHER AGRICULTURAL LABOUR	OTHER AGRICULTURAL LABOUR	M	200	200	200	200	200	200	200	200	200	200	200	200	200	200.00
W			200	200	200	200	200	200	200	200	200	200	200	200	200	200.00	
HERDSMAN	HERDSMAN	M	200	200	200	200	200	200	200	200	200	200	200	200	200.00		

Average Daily Agricultural Wages and Non Agricultural Wages (in Rs.) - 2020-21																	
State/District/Center	Labour Category	Labour Type	Gen	Jul	Aug	Sep	Oct	Nov	Dec	Jan	Feb	Mar	Apr	May	Jun	Annual Average	
District: Neemuch																	
Center: JAVAD	SKILLED LABOUR	CARPENTER	M	-	-	600	-	-	-	650	-	-	650	750	700	670.00	
		BLACKSMITH	M	-	-	450	-	-	-	500	-	-	500	600	500	510.00	
		COBBLER	M	-	-	350	-	-	-	350	-	-	300	300	300	320.00	
	FIELD LABOUR	PLOUGHMAN	M	-	-	450	-	-	-	500	-	-	500	600	500	510.00	
			SOWER	M	-	-	300	-	-	-	300	-	-	300	400	350	330.00
			W	-	-	250	-	-	-	250	-	-	250	250	250	250.00	
		WEEDER	M	-	-	300	-	-	-	300	-	-	300	300	250	250	290.00
			W	-	-	250	-	-	-	200	-	-	300	250	250	250	250.00
		REAPER & HARVESTER	M	-	-	400	-	-	-	450	-	-	450	-	400	400	425.00
	W		-	-	400	-	-	-	300	-	-	350	-	300	337.50		
	OTHER AGRICULTURAL LABOUR	OTHER AGRICULTURAL LABOUR	M	-	-	450	-	-	-	600	-	-	600	600	600	570.00	
			W	-	-	350	-	-	-	400	-	-	500	500	450	440.00	
	HERDSMAN	HERDSMAN	M	-	-	250	-	-	-	250	-	-	200	200	250	230.00	
			W	-	-	200	-	-	-	150	-	-	150	150	200	170.00	
Center: Jhontla	SKILLED LABOUR	CARPENTER	M	-	550	-	-	550	-	-	-	700	-	-	-	600.00	
		BLACKSMITH	M	-	500	-	-	450	-	-	-	450	-	-	-	466.67	
		COBBLER	M	-	300	-	-	350	-	-	-	400	-	-	-	350.00	
	FIELD LABOUR	PLOUGHMAN	M	-	400	-	-	500	-	-	-	500	-	-	-	466.67	
			SOWER	M	-	300	-	-	300	-	-	-	300	-	-	-	300.00
			W	-	250	-	-	300	-	-	-	300	-	-	-	283.33	
		WEEDER	M	-	300	-	-	300	-	-	-	250	-	-	-	283.33	
			W	-	250	-	-	250	-	-	-	250	-	-	-	250.00	
		REAPER & HARVESTER	M	-	300	-	-	400	-	-	-	400	-	-	-	366.67	
	W		-	300	-	-	400	-	-	-	300	-	-	-	333.33		
	OTHER AGRICULTURAL LABOUR	OTHER AGRICULTURAL LABOUR	M	-	500	-	-	500	-	-	-	700	-	-	-	566.67	
			W	-	300	-	-	350	-	-	-	500	-	-	-	383.33	
	HERDSMAN	HERDSMAN	M	-	200	-	-	200	-	-	-	250	-	-	-	216.67	
			W	-	150	-	-	200	-	-	-	200	-	-	-	183.33	
Center: Kukdaishwar	SKILLED LABOUR	CARPENTER	M	600	-	-	600	-	700	-	700	-	-	-	-	650.00	
		BLACKSMITH	M	550	-	-	500	-	400	-	450	-	-	-	-	475.00	
		COBBLER	M	350	-	-	300	-	300	-	300	-	-	-	-	312.50	
	FIELD LABOUR	PLOUGHMAN	M	400	-	-	400	-	450	-	400	-	-	-	-	412.50	
			SOWER	M	350	-	-	350	-	350	-	300	-	-	-	-	337.50
			W	350	-	-	250	-	250	-	250	-	-	-	-	275.00	
		WEEDER	M	300	-	-	300	-	300	-	350	-	-	-	-	312.50	
			W	250	-	-	250	-	250	-	150	-	-	-	-	225.00	
		REAPER & HARVESTER	M	350	-	-	450	-	400	-	400	-	-	-	-	400.00	
	W		250	-	-	350	-	400	-	250	-	-	-	-	312.50		
	OTHER AGRICULTURAL LABOUR	OTHER AGRICULTURAL LABOUR	M	400	-	-	500	-	500	-	600	-	-	-	-	500.00	
			W	300	-	-	350	-	350	-	350	-	-	-	-	337.50	
	HERDSMAN	HERDSMAN	M	200	-	-	250	-	250	-	200	-	-	-	-	225.00	
			W	150	-	-	200	-	200	-	150	-	-	-	-	175.00	

Average Daily Agricultural Wages and Non Agricultural Wages (in Rs.) - 2020-21																	
State/District/Center	Labour Category	Labour Type	Gen	Jul	Aug	Sep	Oct	Nov	Dec	Jan	Feb	Mar	Apr	May	Jun	Annual Average	
Center: MOKHANA	SKILLED LABOUR	CARPENTER	M	-	-	550	-	-	-	600	-	-	700	700	600	630.00	
		BLACKSMITH	M	-	-	500	-	-	-	450	-	-	450	500	600	500.00	
		COBBLER	M	-	-	300	-	-	-	400	-	-	350	300	250	320.00	
	FIELD LABOUR	PLOUGHMAN	M	-	-	400	-	-	-	500	-	-	500	500	600	500.00	
			SOWER	M	-	-	300	-	-	-	250	-	-	350	350	300	310.00
			W	-	-	250	-	-	-	250	-	-	250	300	250	260.00	
		WEEDER	M	-	-	300	-	-	-	350	-	-	300	300	300	300	310.00
			W	-	-	250	-	-	-	200	-	-	250	250	250	250	240.00
		REAPER & HARVESTER	M	-	-	450	-	-	-	400	-	-	400	-	300	387.50	
	W	-	-	400	-	-	-	350	-	-	300	-	250	325.00			
	OTHER AGRICULTURAL LABOUR	OTHER AGRICULTURAL LABOUR	M	-	-	400	-	-	-	600	-	-	650	700	650	600.00	
			W	-	-	300	-	-	-	350	-	-	400	450	500	400.00	
	HERDSMAN	HERDSMAN	M	-	-	200	-	-	-	200	-	-	200	150	200	190.00	
			W	-	-	200	-	-	-	150	-	-	150	150	200	170.00	
Center: RATANGARH	SKILLED LABOUR	CARPENTER	M	-	-	-	-	600	-	-	-	650	-	-	-	625.00	
		BLACKSMITH	M	-	-	-	-	400	-	-	-	500	-	-	-	450.00	
		COBBLER	M	-	-	-	-	300	-	-	-	350	-	-	-	325.00	
	FIELD LABOUR	PLOUGHMAN	M	-	-	-	-	400	-	-	-	450	-	-	-	425.00	
			SOWER	M	-	-	-	-	350	-	-	-	350	-	-	-	350.00
			W	-	-	-	-	300	-	-	-	250	-	-	-	275.00	
		WEEDER	M	-	-	-	-	300	-	-	-	300	-	-	-	300.00	
			W	-	-	-	-	250	-	-	-	250	-	-	-	250.00	
		REAPER & HARVESTER	M	-	-	-	-	450	-	-	-	450	-	-	-	450.00	
	W	-	-	-	-	400	-	-	-	350	-	-	-	-	375.00		
	OTHER AGRICULTURAL LABOUR	OTHER AGRICULTURAL LABOUR	M	-	-	-	-	500	-	-	-	600	-	-	-	550.00	
			W	-	-	-	-	400	-	-	-	450	-	-	-	425.00	
	HERDSMAN	HERDSMAN	M	-	-	-	-	250	-	-	-	200	-	-	-	225.00	
			W	-	-	-	-	200	-	-	-	200	-	-	-	200.00	
District: Niwari																	
Center: SIMARA	SKILLED LABOUR	CARPENTER	M	650	650	650	650	650	650	650	650	650	650	700	700	658.33	
		BLACKSMITH	M	650	650	650	650	650	650	650	650	650	650	650	700	700	658.33
	FIELD LABOUR	PLOUGHMAN	M	500	-	600	700	700	700	-	-	-	-	-	600	633.33	
			SOWER	M	600	-	-	500	500	500	-	-	-	-	-	700	560.00
		WEEDER	M	300	300	-	-	-	-	-	-	-	-	-	-	-	300.00
			W	300	300	-	-	-	-	-	-	-	-	-	-	-	300.00
		REAPER & HARVESTER	M	-	-	350	400	-	-	-	-	450	450	-	-	412.50	
			W	-	-	350	375	-	-	-	-	425	425	-	-	393.75	
	HERDSMAN	HERDSMAN	M	360	360	360	360	360	360	360	365	365	365	450	380	370.42	
	Center: TARICHARA KALAN	SKILLED LABOUR	CARPENTER	M	650	650	650	650	650	650	650	650	650	650	700	700	658.33
			BLACKSMITH	M	650	650	650	650	650	650	650	650	650	650	650	700	699
FIELD LABOUR		PLOUGHMAN	M	500	-	600	700	700	700	-	-	-	-	-	600	633.33	
			SOWER	M	600	-	-	500	500	500	-	-	-	-	-	700	560.00
		WEEDER	M	300	300	-	-	-	-	-	-	-	-	-	-	-	300.00
			W	300	300	-	-	-	-	-	-	-	-	-	-	-	300.00
		REAPER & HARVESTER	M	-	-	350	400	-	-	-	-	450	450	-	-	412.50	
			W	-	-	350	375	-	-	-	-	425	425	-	-	393.75	
HERDSMAN		HERDSMAN	M	360	360	360	360	360	360	360	365	365	365	450	380	370.42	
District: Panna																	

Average Daily Agricultural Wages and Non Agricultural Wages (in Rs.) - 2020-21																	
State/District/Center	Labour Category	Labour Type	Gen	Jul	Aug	Sep	Oct	Nov	Dec	Jan	Feb	Mar	Apr	May	Jun	Annual Average	
Center: KANKARHARI	SKILLED LABOUR	CARPENTER	M	300	300	300	300	300	300	300	300	300	300	300	300	300.00	
		BLACKSMITH	M	250	250	250	250	250	250	250	250	250	250	250	250	250	250.00
	FIELD LABOUR	PLOUGHMAN	M	200	200	200	200	200	200	200	200	200	200	200	200	200	200.00
			SOWER	M	200	200	200	200	200	200	200	200	200	200	200	200	200.00
		WEEDER	W	150	150	150	150	150	150	150	150	150	150	150	150	150	150.00
			M	200	200	200	200	200	200	200	200	200	200	200	200	200	200.00
		REAPER & HARVESTER	W	150	150	150	150	150	150	150	150	150	150	150	150	150	150.00
			M	200	200	200	200	200	200	200	200	200	200	200	200	200	200.00
	OTHER AGRICULTURAL LABOUR	OTHER AGRICULTURAL LABOUR	M	200	200	200	200	200	200	200	200	200	200	200	200	200	200.00
			W	150	150	150	150	150	150	150	150	150	150	150	150	150	150.00
HERDSMAN	HERDSMAN	M	150	150	150	150	150	150	150	150	150	150	150	150	150	150.00	
Center: MOHENDRA	SKILLED LABOUR	CARPENTER	M	300	300	300	300	300	300	300	300	300	300	300	300	300.00	
		BLACKSMITH	M	250	250	250	250	250	250	250	250	250	250	250	250	250.00	
	FIELD LABOUR	PLOUGHMAN	M	200	200	200	200	200	200	200	200	200	200	200	200	200	200.00
			SOWER	M	200	200	200	200	200	200	200	200	200	200	200	200	200.00
		WEEDER	W	150	150	150	150	150	150	150	150	150	150	150	150	150	150.00
			M	200	200	200	200	200	200	200	200	200	200	200	200	200.00	
		REAPER & HARVESTER	W	150	150	150	150	150	150	150	150	150	150	150	150	150	150.00
			M	200	200	200	200	200	200	200	200	200	200	200	200	200	200.00
	OTHER AGRICULTURAL LABOUR	OTHER AGRICULTURAL LABOUR	M	200	200	200	200	200	200	200	200	200	200	200	200	200	200.00
			W	150	150	150	150	150	150	150	150	150	150	150	150	150	150.00
HERDSMAN	HERDSMAN	M	150	150	150	150	150	150	150	150	150	150	150	150	150	150.00	
District: Raisen																	
Center: BARELI	SKILLED LABOUR	CARPENTER	M	500	500	500	500	500	500	500	500	500	-	600	600	518.18	
		BLACKSMITH	M	500	500	500	500	500	500	500	500	500	500	-	650	650	527.27
		COBBLER	M	400	400	400	400	400	400	400	400	400	400	-	500	500	418.18
	FIELD LABOUR	WEEDER	M	450	450	-	-	450	450	-	-	-	-	-	-	-	450.00
			W	400	400	-	-	400	400	-	-	-	-	-	-	-	400.00
		REAPER & HARVESTER	M	-	-	450	450	-	-	-	450	450	-	-	-	-	450.00
			W	-	-	400	400	-	-	-	400	400	-	-	-	-	400.00
	OTHER AGRICULTURAL LABOUR	OTHER AGRICULTURAL LABOUR	M	450	450	450	450	450	450	450	450	450	450	450	450	450	450.00
			W	400	400	400	400	400	400	400	400	400	400	-	-	-	400.00
	HERDSMAN	HERDSMAN	M	400	400	400	400	400	400	400	400	400	400	400	400	400	400.00
Center: MANDI SALAMATPUR	SKILLED LABOUR	CARPENTER	M	500	500	500	500	500	500	500	500	500	-	600	600	518.18	
		BLACKSMITH	M	500	500	500	500	500	500	500	500	500	500	-	650	650	527.27
		COBBLER	M	400	400	400	400	400	400	400	400	400	400	-	500	500	418.18
	FIELD LABOUR	WEEDER	M	450	450	-	-	450	450	-	-	-	-	-	-	-	450.00
			W	400	400	-	-	400	400	-	-	-	-	-	-	-	400.00
		REAPER & HARVESTER	M	-	-	450	450	-	-	-	450	450	-	-	-	-	450.00
			W	-	-	400	400	-	-	-	400	400	-	-	-	-	400.00
	OTHER AGRICULTURAL LABOUR	OTHER AGRICULTURAL LABOUR	M	450	450	450	450	450	450	450	450	450	450	450	450	450	450.00
			W	400	400	400	400	400	400	400	400	400	400	-	-	-	400.00
	HERDSMAN	HERDSMAN	M	400	400	400	400	400	400	400	400	400	400	400	400	400	400.00
District: Rajgarh																	

Average Daily Agricultural Wages and Non Agricultural Wages (in Rs.) - 2020-21																		
State/District/Center	Labour Category	Labour Type	Gen	Jul	Aug	Sep	Oct	Nov	Dec	Jan	Feb	Mar	Apr	May	Jun	Annual Average		
Center: BYAWRA	SKILLED LABOUR	CARPENTER	M	500	500	500	500	500	500	500	500	500	500	500	500	500.00		
		BLACKSMITH	M	400	400	500	500	500	500	500	500	500	500	500	500	500	483.33	
		COBBLER	M	400	400	500	500	500	500	500	500	500	500	500	500	500	483.33	
	FIELD LABOUR	PLOUGHMAN	M	300	300	350	350	350	350	350	350	350	350	350	350	350	341.67	
			W	300	300	350	350	350	350	350	350	350	350	350	350	350	341.67	
		SOWER	M	300	300	350	350	350	350	350	350	350	350	350	350	350	350	341.67
			W	250	250	250	250	250	250	250	250	250	250	250	250	250	250	250.00
		WEEDER	M	300	300	350	350	350	350	350	350	350	350	350	350	350	350	341.67
			W	250	250	300	300	300	300	300	300	300	300	300	300	300	300	291.67
		REAPER & HARVESTER	M	300	300	350	350	350	350	350	350	350	350	350	350	350	350	341.67
	W		250	250	300	300	300	300	300	300	300	300	300	300	300	300	291.67	
	OTHER AGRICULTURAL LABOUR	OTHER AGRICULTURAL LABOUR	M	300	300	350	350	350	350	350	350	350	350	350	350	350	341.67	
			W	250	250	300	300	300	300	300	300	300	300	300	300	300	291.67	
	HERDSMAN	HERDSMAN	M	300	300	350	350	350	350	350	350	350	350	350	350	350	341.67	
W			250	250	300	300	300	300	300	300	300	300	300	300	300	291.67		
District: Ratlam																		
Center: NAMLI	SKILLED LABOUR	CARPENTER	M	500	500	500	500	500	500	500	500	500	500	500	500	500.00		
		BLACKSMITH	M	500	500	500	500	500	500	500	500	500	500	500	500	500	500.00	
		COBBLER	M	350	350	350	350	350	350	350	350	350	350	350	350	350	350.00	
	FIELD LABOUR	PLOUGHMAN	M	400	400	400	400	400	400	400	400	400	400	400	400	400	400.00	
			W	400	400	400	400	400	400	400	400	400	400	400	400	400	400.00	
		SOWER	M	300	300	300	300	300	300	300	300	300	300	300	300	300	300.00	
			W	300	300	300	300	300	300	300	300	300	300	300	300	300	300.00	
		WEEDER	M	300	300	300	300	300	300	300	300	300	300	300	300	300	300.00	
			W	300	300	300	300	300	300	300	300	300	300	300	300	300	300.00	
		REAPER & HARVESTER	M	400	400	400	400	400	400	400	400	400	400	400	400	400	400	400.00
	W		400	400	400	400	400	400	400	400	400	400	400	400	400	400	400.00	
	OTHER AGRICULTURAL LABOUR	OTHER AGRICULTURAL LABOUR	M	400	400	400	400	400	400	400	400	400	400	400	400	400	400.00	
			W	400	400	400	400	400	400	400	400	400	400	400	400	400	400.00	
	HERDSMAN	HERDSMAN	M	400	400	400	400	400	400	400	400	400	400	400	400	400	400.00	
W			400	400	400	400	400	400	400	400	400	400	400	400	400	400.00		
Center: SARWAN	SKILLED LABOUR	CARPENTER	M	500	500	500	500	500	500	500	500	500	500	500	500	500.00		
		BLACKSMITH	M	500	500	500	500	500	500	500	500	500	500	500	500	500.00		
		COBBLER	M	350	350	350	350	350	350	350	350	350	350	350	350	350	350.00	
	FIELD LABOUR	PLOUGHMAN	M	400	400	400	400	400	400	400	400	400	400	400	400	400	400.00	
			W	400	400	400	400	400	400	400	400	400	400	400	400	400	400.00	
		SOWER	M	300	300	300	300	300	300	300	300	300	300	300	300	300	300.00	
			W	300	300	300	300	300	300	300	300	300	300	300	300	300	300.00	
		WEEDER	M	300	300	300	300	300	300	300	300	300	300	300	300	300	300.00	
			W	300	300	300	300	300	300	300	300	300	300	300	300	300	300.00	
		REAPER & HARVESTER	M	400	400	400	400	400	400	400	400	400	400	400	400	400	400.00	
	W		400	400	400	400	400	400	400	400	400	400	400	400	400	400.00		
	OTHER AGRICULTURAL LABOUR	OTHER AGRICULTURAL LABOUR	M	400	400	400	400	400	400	400	400	400	400	400	400	400	400.00	
			W	400	400	400	400	400	400	400	400	400	400	400	400	400	400.00	
	HERDSMAN	HERDSMAN	M	400	400	400	400	400	400	400	400	400	400	400	400	400	400.00	
W			400	400	400	400	400	400	400	400	400	400	400	400	400	400.00		
District: Rewa																		

Average Daily Agricultural Wages and Non Agricultural Wages (in Rs.) - 2020-21																		
State/District/Center	Labour Category	Labour Type	Gen	Jul	Aug	Sep	Oct	Nov	Dec	Jan	Feb	Mar	Apr	May	Jun	Annual Average		
Center: GUDH	SKILLED LABOUR	CARPENTER	M	600	600	600	600	600	600	600	600	600	600	600	600	600.00		
		BLACKSMITH	M	600	600	600	600	600	600	600	600	600	600	600	600	600.00		
		COBBLER	M	500	500	500	500	500	500	500	500	500	500	500	500	500.00		
	FIELD LABOUR	PLOUGHMAN	M	350	350	350	350	350	-	-	-	-	-	-	350	400	357.14	
			W	350	-	-	-	-	-	-	-	-	-	-	-	-	350.00	
		SOWER	M	350	350	350	350	350	350	350	350	350	350	350	350	-	-	350.00
			W	350	350	350	350	350	350	350	350	350	350	350	350	350	-	350.00
		WEEDER	M	-	350	350	350	350	350	-	350	350	350	350	350	350	-	350.00
			W	-	350	350	350	350	350	-	350	350	350	350	350	350	-	350.00
	REAPER & HARVESTER	M	-	350	350	350	350	350	-	350	350	350	350	350	350	-	350.00	
		W	-	350	350	350	350	350	-	350	350	350	350	350	350	-	350.00	
	OTHER AGRICULTURAL LABOUR	OTHER AGRICULTURAL LABOUR	M	350	350	350	350	350	350	350	350	350	350	350	350	400	354.17	
			W	300	300	300	300	300	300	300	300	300	300	300	300	350	304.17	
	HERDSMAN	HERDSMAN	M	200	200	200	200	200	200	200	200	300	300	300	300	300	241.67	
W			200	200	200	200	200	200	200	200	200	300	300	300	300	233.33		
Center: SOHAGI	SKILLED LABOUR	CARPENTER	M	600	600	600	600	600	600	600	600	600	600	600	600	600	600.00	
		BLACKSMITH	M	600	600	600	600	600	600	600	600	600	600	600	600	600	600.00	
		COBBLER	M	500	500	500	500	500	500	500	500	500	500	500	500	500	500.00	
	FIELD LABOUR	PLOUGHMAN	M	350	350	350	350	350	-	-	-	-	-	-	350	400	357.14	
			W	350	-	-	-	-	-	-	-	-	-	-	-	-	350.00	
		SOWER	M	350	350	350	350	350	350	350	350	350	350	350	350	-	-	350.00
			W	350	350	350	350	350	350	350	350	350	350	350	350	350	-	350.00
		WEEDER	M	-	350	350	350	350	350	-	350	350	350	350	350	350	-	350.00
			W	-	350	350	350	350	350	-	350	350	350	350	350	350	-	350.00
	REAPER & HARVESTER	M	-	350	350	350	350	350	-	350	350	350	350	350	350	-	350.00	
		W	-	350	350	350	350	350	-	350	350	350	350	350	350	-	350.00	
	OTHER AGRICULTURAL LABOUR	OTHER AGRICULTURAL LABOUR	M	350	350	350	350	350	350	350	350	350	350	350	350	400	354.17	
			W	300	300	300	300	300	300	300	300	300	300	300	300	350	304.17	
	HERDSMAN	HERDSMAN	M	200	200	200	200	200	200	200	200	300	300	300	300	300	241.67	
W			200	200	200	200	200	200	200	200	200	300	300	300	300	233.33		
District: Sagar																		
Center: BASAHARI	SKILLED LABOUR	CARPENTER	M	275	275	300	300	300	300	300	300	350	350	350	350	312.50		
		BLACKSMITH	M	275	275	300	300	300	300	300	300	300	350	350	350	350	312.50	
		COBBLER	M	275	275	300	300	300	300	300	300	300	300	300	350	350	304.17	
	FIELD LABOUR	SOWER	M	220	-	-	-	-	-	-	-	-	-	-	-	-	220.00	
			W	220	-	-	-	-	-	-	-	-	-	-	-	-	220.00	
		WEEDER	M	220	220	-	-	-	-	-	-	-	-	-	-	-	220.00	
			W	220	220	-	-	-	-	-	-	-	-	-	-	-	220.00	
		REAPER & HARVESTER	M	-	220	220	-	-	-	-	-	250	-	-	-	-	230.00	
			W	-	220	220	-	-	-	-	-	250	-	-	-	-	230.00	
	OTHER AGRICULTURAL LABOUR	OTHER AGRICULTURAL LABOUR	M	220	220	220	220	220	220	250	250	250	250	250	250	250	237.50	
			W	220	220	220	220	220	220	250	250	250	250	250	250	250	237.50	
	HERDSMAN	HERDSMAN	M	220	220	220	220	220	220	250	250	250	250	250	250	250	237.50	
W			220	200	220	220	220	220	250	250	250	250	250	250	250	235.83		

Average Daily Agricultural Wages and Non Agricultural Wages (in Rs.) - 2020-21																		
State/District/Center	Labour Category	Labour Type	Gen	Jul	Aug	Sep	Oct	Nov	Dec	Jan	Feb	Mar	Apr	May	Jun	Annual Average		
Center: SANODHA	SKILLED LABOUR	CARPENTER	M	275	275	300	300	300	300	300	300	350	350	350	350	312.50		
		BLACKSMITH	M	275	275	300	300	300	300	300	300	350	350	350	350	312.50		
		COBBLER	M	275	275	300	300	300	300	300	300	300	300	350	350	304.17		
	FIELD LABOUR	SOWER	M	220	-	-	-	-	-	-	-	-	-	-	-	-	220.00	
			W	220	-	-	-	-	-	-	-	-	-	-	-	-	220.00	
		WEEDER	M	220	220	-	-	-	-	-	-	-	-	-	-	-	-	220.00
			W	220	220	-	-	-	-	-	-	-	-	-	-	-	-	220.00
		REAPER & HARVESTER	M	-	220	220	-	-	-	-	-	250	-	-	-	-	-	230.00
			W	-	220	220	-	-	-	-	-	250	-	-	-	-	-	230.00
	OTHER AGRICULTURAL LABOUR	OTHER AGRICULTURAL LABOUR	M	220	220	220	220	220	220	250	250	250	250	250	250	250	237.50	
			W	220	220	220	220	220	220	250	250	250	250	250	250	250	237.50	
	HERDSMAN	HERDSMAN	M	220	220	220	220	220	220	250	250	250	250	250	250	250	237.50	
			W	220	220	220	220	220	220	250	250	250	250	250	250	250	237.50	
	District: Satna																	
Center: KOTAR	SKILLED LABOUR	CARPENTER	M	500	500	500	500	500	500	500	500	500	500	500	500	500.00		
		BLACKSMITH	M	500	500	500	500	500	500	500	500	500	500	500	500	500	500.00	
		COBBLER	M	500	500	500	500	500	500	500	500	500	500	500	500	-	500.00	
	FIELD LABOUR	PLOUGHMAN	M	300	300	300	300	300	300	300	300	300	300	-	-	300	300.00	
			W	300	300	300	300	300	300	300	300	300	300	-	-	-	300.00	
		SOWER	M	300	300	300	300	300	300	300	300	300	300	-	-	-	300.00	
			W	300	300	300	300	300	300	300	300	300	300	-	-	-	300.00	
		WEEDER	M	300	300	300	300	300	300	300	300	300	300	-	-	-	300.00	
			W	300	300	300	300	300	300	300	300	300	300	-	-	-	300.00	
	REAPER & HARVESTER	M	300	300	300	300	300	300	300	300	300	300	300	-	-	-	300.00	
		W	300	300	300	300	300	300	300	300	300	300	300	-	-	-	300.00	
	OTHER AGRICULTURAL LABOUR	OTHER AGRICULTURAL LABOUR	M	300	300	300	300	300	300	300	300	300	300	300	300	300	300.00	
			W	300	300	300	300	300	300	300	300	300	300	300	300	300	300.00	
	HERDSMAN	HERDSMAN	M	300	300	300	300	300	300	300	300	300	300	300	300	300	300.00	
W			300	300	300	300	300	300	300	300	300	300	300	300	300	300.00		
District: Sehore																		
Center: NADAN	SKILLED LABOUR	CARPENTER	M	500	500	500	500	500	500	500	500	500	500	500	500	500.00		
		BLACKSMITH	M	500	500	500	500	500	500	500	500	500	500	500	500	500.00		
		COBBLER	M	500	500	500	500	500	500	500	500	500	500	500	500	-	500.00	
	FIELD LABOUR	PLOUGHMAN	M	300	300	300	300	300	300	300	300	300	300	-	-	300	300.00	
			W	300	300	300	300	300	300	300	300	300	300	-	-	-	300.00	
		SOWER	M	300	300	300	300	300	300	300	300	300	300	-	-	-	300.00	
			W	300	300	300	300	300	300	300	300	300	300	-	-	-	300.00	
		WEEDER	M	300	300	300	300	300	300	300	300	300	300	-	-	-	300.00	
			W	300	300	300	300	300	300	300	300	300	300	-	-	-	300.00	
	REAPER & HARVESTER	M	300	300	300	300	300	300	300	300	300	300	300	-	-	-	300.00	
		W	300	300	300	300	300	300	300	300	300	300	300	-	-	-	300.00	
	OTHER AGRICULTURAL LABOUR	OTHER AGRICULTURAL LABOUR	M	300	300	300	300	300	300	300	300	300	300	300	300	300	300.00	
			W	300	300	300	300	300	300	300	300	300	300	300	300	300	300.00	
	HERDSMAN	HERDSMAN	M	300	300	300	300	300	300	300	300	300	300	300	300	300	300.00	
W			300	300	300	300	300	300	300	300	300	300	300	300	300	300.00		

Average Daily Agricultural Wages and Non Agricultural Wages (in Rs.) - 2020-21																	
State/District/Center	Labour Category	Labour Type	Gen	Jul	Aug	Sep	Oct	Nov	Dec	Jan	Feb	Mar	Apr	May	Jun	Annual Average	
Center: DORAHA	SKILLED LABOUR	CARPENTER	M	400	500	500	500	500	500	500	500	500	-	-	550	495.00	
		BLACKSMITH	M	400	500	500	500	500	500	500	500	500	500	-	-	550	495.00
		COBBLER	M	400	500	500	500	500	500	500	500	500	500	-	-	500	490.00
	FIELD LABOUR	PLOUGHMAN	M	280	300	300	300	300	300	350	350	350	300	-	-	300	313.00
			W	280	300	300	300	300	300	350	350	350	300	-	-	300	313.00
		WEEDER	M	250	300	300	300	300	300	350	350	350	300	-	-	300	310.00
			W	250	300	300	300	300	300	350	350	350	300	-	-	300	310.00
		REAPER & HARVESTER	M	250	300	300	300	250	350	350	350	300	-	-	-	300	305.00
			W	250	300	300	300	250	350	350	350	300	-	-	-	300	305.00
	OTHER AGRICULTURAL LABOUR	OTHER AGRICULTURAL LABOUR	M	250	300	300	300	300	350	350	350	300	-	-	-	350	315.00
			W	250	300	300	300	300	350	350	350	300	-	-	-	350	315.00
HERDSMAN	HERDSMAN	M	200	250	250	250	250	300	300	300	250	-	-	-	280	263.00	
District: Seoni																	
Center: DHARNAKALA	SKILLED LABOUR	CARPENTER	M	400	400	400	400	400	400	400	400	400	400	400	400	400.00	
		BLACKSMITH	M	400	400	400	400	400	400	400	400	400	400	400	400	400.00	
	FIELD LABOUR	PLOUGHMAN	M	200	200	200	200	200	200	200	200	200	200	250	250	250	212.50
			W	200	200	200	200	200	200	200	200	200	200	200	200	200	200.00
		SOWER	M	200	200	200	200	200	200	200	200	200	200	200	200	200	200.00
			W	200	200	200	200	200	200	200	200	200	200	200	200	200	200.00
		WEEDER	M	200	200	200	200	200	200	200	200	200	200	200	200	200	200.00
			W	200	200	200	200	200	200	200	200	200	200	200	200	200	200.00
	REAPER & HARVESTER	M	200	200	200	200	200	200	200	200	200	200	200	200	200	200.00	
		W	200	200	200	200	200	200	200	200	200	200	200	200	200	200.00	
	OTHER AGRICULTURAL LABOUR	OTHER AGRICULTURAL LABOUR	M	200	200	200	200	200	200	200	200	200	200	200	200	200.00	
HERDSMAN	HERDSMAN	M	200	200	200	200	200	200	200	200	200	200	200	200	200.00		
Center: SIHORA	SKILLED LABOUR	CARPENTER	M	400	400	400	400	400	400	400	400	400	400	400	400	400.00	
		BLACKSMITH	M	400	400	400	400	400	400	400	400	400	400	400	400	400.00	
	FIELD LABOUR	PLOUGHMAN	M	200	200	200	200	200	200	200	200	200	250	200	250	208.33	
			W	200	200	200	200	200	200	200	200	200	200	200	200	200.00	
		SOWER	M	200	200	200	200	200	200	200	200	200	200	200	200	200.00	
			W	200	200	200	200	200	200	200	200	200	200	200	200	200.00	
		WEEDER	M	200	200	200	200	200	200	200	200	200	200	200	200	200.00	
			W	200	200	200	200	200	200	200	200	200	200	200	200	200.00	
	REAPER & HARVESTER	M	200	200	200	200	200	200	200	200	200	200	200	200	200.00		
		W	200	200	200	200	200	200	200	200	200	200	200	200	200.00		
	OTHER AGRICULTURAL LABOUR	OTHER AGRICULTURAL LABOUR	M	200	200	200	200	200	200	200	200	200	200	200	200	200.00	
HERDSMAN	HERDSMAN	M	200	200	200	200	200	200	200	200	200	200	200	200	200.00		
District: Shahdol																	

Average Daily Agricultural Wages and Non Agricultural Wages (in Rs.) - 2020-21																		
State/District/Center	Labour Category	Labour Type	Gen	Jul	Aug	Sep	Oct	Nov	Dec	Jan	Feb	Mar	Apr	May	Jun	Annual Average		
Center: BYOHARI	SKILLED LABOUR	CARPENTER	M	370	370	370	380	380	380	300	380	380	380	380	380	370.83		
		BLACKSMITH	M	270	270	270	280	280	280	280	280	280	280	280	280	280	277.50	
		COBBLER	M	270	270	270	280	280	280	280	280	280	280	280	280	280	277.50	
	FIELD LABOUR	PLOUGHMAN	M	230	230	230	240	240	240	240	240	240	240	240	240	240	237.50	
			SOWER	M	170	170	170	180	180	180	180	180	180	180	180	180	180	177.50
		W		160	160	160	170	170	170	170	170	170	170	170	170	170	159.17	
		WEEDER	M	180	180	180	190	190	190	190	190	190	190	190	190	190	190	187.50
			W	170	170	170	180	180	180	180	180	180	180	180	180	180	180	177.50
		REAPER & HARVESTER	M	220	220	220	220	220	220	220	220	220	220	220	220	220	220	220.00
	W		190	190	190	190	190	190	190	190	190	190	190	190	190	190	190.00	
	OTHER AGRICULTURAL LABOUR	OTHER AGRICULTURAL LABOUR	M	160	160	160	170	170	170	170	170	170	170	170	170	170	167.50	
			W	150	150	150	160	160	160	160	160	160	160	160	160	160	157.50	
	HERDSMAN	HERDSMAN	M	220	220	220	220	220	220	220	220	220	220	220	220	220	220.00	
			W	190	190	190	190	190	190	190	190	190	190	190	190	190	190.00	
Center: SHAHDOL	SKILLED LABOUR	CARPENTER	M	370	370	370	380	380	380	380	380	380	380	380	380	377.50		
		BLACKSMITH	M	270	270	270	280	280	280	280	280	280	280	280	280	280	277.50	
		COBBLER	M	270	270	270	280	280	280	280	280	280	280	280	280	280	277.50	
	FIELD LABOUR	PLOUGHMAN	M	230	230	230	240	240	240	240	240	240	240	240	240	240	237.50	
			SOWER	M	170	170	170	180	180	180	180	180	180	180	180	180	180	177.50
		W		160	160	160	170	170	170	170	170	170	170	170	170	170	167.50	
		WEEDER	M	180	180	180	190	190	190	190	190	190	190	190	190	190	190	187.50
			W	170	170	170	180	180	180	180	180	180	180	180	180	180	180	177.50
		REAPER & HARVESTER	M	220	220	220	220	220	220	220	220	220	220	220	220	220	220	220.00
	W		190	190	190	190	190	190	190	190	190	190	190	190	190	190	190.00	
	OTHER AGRICULTURAL LABOUR	OTHER AGRICULTURAL LABOUR	M	160	160	160	170	170	170	170	170	170	170	170	170	170	167.50	
			W	150	150	150	160	160	160	160	160	160	160	160	160	160	157.50	
	HERDSMAN	HERDSMAN	M	220	220	220	220	220	220	220	220	220	220	220	220	220	220.00	
			W	190	190	190	190	190	190	190	190	190	190	190	190	190	190.00	
District: Shajapur																		
Center: BERCHHA	SKILLED LABOUR	CARPENTER	M	500	500	550	550	-	550	550	550	550	550	550	550	550	540.91	
		BLACKSMITH	M	600	600	600	600	-	600	600	600	600	600	600	600	600	600.00	
	FIELD LABOUR	PLOUGHMAN	M	400	400	450	500	-	500	500	500	500	600	600	600	600	504.55	
			SOWER	M	400	400	400	400	-	400	400	400	400	400	400	500	409.09	
		WEEDER		M	250	250	250	300	-	300	300	300	300	300	300	350	290.91	
			W	200	200	200	250	-	250	250	250	250	250	250	300	240.91		
		REAPER & HARVESTER	M	500	500	500	500	-	500	500	500	500	550	550	550	550	513.64	
			W	500	500	500	500	-	500	500	500	500	500	500	500	500	500.00	
	HERDSMAN	HERDSMAN	M	150	150	150	200	-	250	250	250	300	300	350	350	236.36		
	Center: SHAJAPUR	SKILLED LABOUR	CARPENTER	M	500	500	550	550	550	550	-	550	550	550	550	550	540.91	
BLACKSMITH			M	600	600	600	600	600	600	-	600	600	600	600	600	600.00		
FIELD LABOUR		PLOUGHMAN	M	400	400	450	500	500	500	-	500	500	600	600	600	600	504.55	
			SOWER	M	400	400	400	400	400	400	-	400	400	400	400	500	409.09	
		WEEDER		M	250	250	250	300	300	300	-	300	300	300	300	350	290.91	
			W	200	200	200	250	250	250	-	250	250	250	250	300	240.91		
		REAPER & HARVESTER	M	500	500	500	500	500	500	-	500	500	550	550	550	550	513.64	
			W	500	500	500	500	500	500	-	500	500	500	500	500	500	500.00	
HERDSMAN		HERDSMAN	M	150	150	150	200	200	250	-	250	250	300	300	350	231.82		
District: Sheopur																		

Average Daily Agricultural Wages and Non Agricultural Wages (in Rs.) - 2020-21																		
State/District/Center	Labour Category	Labour Type	Gen	Jul	Aug	Sep	Oct	Nov	Dec	Jan	Feb	Mar	Apr	May	Jun	Annual Average		
Center: KARAHAL	SKILLED LABOUR	CARPENTER	M	400	400	400	400	400	400	400	400	400	400	-	400	400.00		
		BLACKSMITH	M	400	400	400	400	400	400	400	400	400	400	400	-	400	400.00	
	FIELD LABOUR	SOWER	M	300	300	300	300	300	300	300	300	300	300	300	300	-	300.00	
			W	300	300	300	300	300	300	300	300	300	300	300	300	-	300.00	
		WEEDER	M	300	300	-	-	300	300	-	-	-	-	-	-	-	300.00	
			W	300	300	-	-	300	300	-	-	-	-	-	-	-	300.00	
		REAPER & HARVESTER	M	-	-	300	300	-	-	300	300	300	300	300	300	-	-	300.00
			W	-	-	300	300	-	-	300	300	300	300	300	300	-	-	300.00
	HERDSMAN	HERDSMAN	M	400	400	400	400	400	400	400	400	400	400	400	400	400	400.00	
			W	400	400	400	400	400	400	400	400	400	400	400	400	400	400.00	
	Center: VIJAYPUR	SKILLED LABOUR	CARPENTER	M	400	400	400	400	400	400	400	400	400	400	400	-	400	400.00
			BLACKSMITH	M	400	400	400	400	400	400	400	400	400	400	400	-	400	400.00
FIELD LABOUR		SOWER	M	300	300	300	300	300	300	300	300	300	300	300	300	-	300.00	
			W	300	300	300	300	300	300	300	300	300	300	300	300	-	300.00	
		WEEDER	M	300	300	-	-	300	300	-	-	-	-	-	-	-	300.00	
			W	300	300	-	-	300	300	-	-	-	-	-	-	-	300.00	
		REAPER & HARVESTER	M	-	-	300	300	-	-	300	300	300	300	300	300	-	-	300.00
			W	-	-	300	300	-	-	300	300	300	300	300	300	-	-	300.00
HERDSMAN		HERDSMAN	M	400	400	400	400	400	400	400	400	400	400	400	400	400	400.00	
			W	400	400	400	400	400	400	400	400	400	400	400	400	400	400.00	
District: Shivpuri																		
Center: KHANIADHANA		SKILLED LABOUR	CARPENTER	M	500	450	450	450	450	400	400	400	400	400	400	400	425.00	
	BLACKSMITH		M	500	450	450	450	450	400	400	400	400	350	350	350	412.50		
	COBBLER		M	500	450	450	450	450	400	400	400	400	350	350	350	412.50		
	FIELD LABOUR	PLOUGHMAN	M	400	400	400	400	400	400	400	400	400	400	400	400	400	400.00	
			W	400	400	400	400	-	-	-	-	-	-	-	-	400.00		
		SOWER	M	400	400	400	400	-	-	-	-	-	-	-	-	-	400.00	
			W	300	300	300	300	-	-	-	-	-	-	-	-	-	300.00	
		WEEDER	M	250	250	250	250	250	250	250	250	250	250	250	250	200	245.83	
			W	250	250	250	250	250	250	250	250	250	250	250	250	200	245.83	
	REAPER & HARVESTER	M	-	-	350	350	350	300	300	300	300	300	300	300	300	315.00		
		W	-	-	300	300	300	250	250	250	250	250	250	250	250	265.00		
	OTHER AGRICULTURAL LABOUR	OTHER AGRICULTURAL LABOUR	M	-	-	350	350	350	350	350	350	350	350	350	350	350	350.00	
			W	-	-	300	300	300	300	350	350	350	350	350	350	350	330.00	
	HERDSMAN	HERDSMAN	M	350	350	350	350	350	250	250	250	250	250	250	250	250	291.67	
W			300	300	300	300	300	200	200	200	200	200	200	200	200	241.67		
Center: SATANWADA	SKILLED LABOUR	CARPENTER	M	500	450	450	450	450	400	400	400	400	400	400	400	425.00		
		BLACKSMITH	M	500	450	450	450	450	400	400	400	400	350	350	350	412.50		
		COBBLER	M	500	450	450	450	450	400	400	400	400	350	350	350	412.50		
	FIELD LABOUR	PLOUGHMAN	M	400	400	400	400	400	400	400	400	400	400	400	400	400	400.00	
			W	400	400	400	400	-	-	-	-	-	-	-	-	400.00		
		SOWER	M	400	400	400	400	-	-	-	-	-	-	-	-	-	400.00	
			W	300	300	300	300	-	-	-	-	-	-	-	-	-	300.00	
		WEEDER	M	250	250	250	250	250	250	250	250	250	250	250	250	200	245.83	
			W	250	250	250	250	250	250	250	250	250	250	250	250	200	245.83	
	REAPER & HARVESTER	M	-	-	350	350	350	300	300	300	300	300	300	300	300	315.00		
		W	-	-	350	300	300	250	250	250	250	250	250	250	250	270.00		
	OTHER AGRICULTURAL LABOUR	OTHER AGRICULTURAL LABOUR	M	-	-	350	350	350	350	350	350	350	350	350	350	350	350.00	
			W	-	-	300	300	300	300	350	350	350	350	350	350	350	330.00	
	HERDSMAN	HERDSMAN	M	350	350	350	350	350	250	250	250	250	250	250	250	250	291.67	
W			300	300	300	300	300	200	200	200	200	200	200	200	200	241.67		
District: Sidhi																		

Average Daily Agricultural Wages and Non Agricultural Wages (in Rs.) - 2020-21																		
State/District/Center	Labour Category	Labour Type	Gen	Jul	Aug	Sep	Oct	Nov	Dec	Jan	Feb	Mar	Apr	May	Jun	Annual Average		
Center: AMILIYA	SKILLED LABOUR	CARPENTER	M	500	600	600	600	600	600	600	600	600	600	600	600	591.67		
		BLACKSMITH	M	500	600	600	600	600	600	600	600	600	600	600	600	600	591.67	
		COBBLER	M	300	300	300	300	300	300	300	300	300	300	300	300	300	300.00	
	FIELD LABOUR	PLOUGHMAN	M	300	300	300	300	300	300	300	-	-	-	-	-	300	300.00	
		SOWER	M	300	300	300	300	300	300	300	-	-	-	-	-	300	300.00	
		WEEDER	M	200	200	-	-	-	-	-	-	-	-	-	-	-	-	200.00
			W	200	200	-	-	-	-	-	-	-	-	-	-	-	-	200.00
		REAPER & HARVESTER	M	-	-	200	200	200	-	-	-	200	200	200	-	-	-	200.00
			W	-	-	200	200	200	-	-	-	200	200	200	-	-	-	200.00
	OTHER AGRICULTURAL LABOUR	OTHER AGRICULTURAL LABOUR	M	300	300	300	300	300	300	-	300	-	300	300	300	300	300.00	
			W	250	250	250	250	250	-	250	-	250	-	250	250	250	250.00	
District: Singrauli																		
Center: KHUDAR	SKILLED LABOUR	CARPENTER	M	600	-	-	500	600	600	600	600	600	600	600	-	600	588.89	
		BLACKSMITH	M	500	-	-	500	600	600	600	600	600	600	600	-	600	577.78	
		COBBLER	M	300	-	-	300	600	600	600	600	600	600	600	-	600	533.33	
	FIELD LABOUR	PLOUGHMAN	M	250	250	250	250	300	300	-	-	-	-	-	-	-	266.67	
		SOWER	M	-	250	250	250	300	300	300	300	300	300	300	-	300	285.00	
			W	-	-	-	250	300	-	300	300	300	300	300	-	300	292.86	
		WEEDER	M	250	-	250	250	300	300	300	300	300	300	300	-	300	285.00	
			W	250	-	250	250	300	300	300	300	300	300	300	-	300	285.00	
		REAPER & HARVESTER	M	250	250	250	250	300	300	300	300	300	300	300	-	300	281.82	
	W		250	250	250	250	300	300	300	300	300	300	300	-	300	281.82		
	OTHER AGRICULTURAL LABOUR	OTHER AGRICULTURAL LABOUR	M	-	-	-	-	-	-	-	300	300	300	300	-	300	300.00	
W			-	-	-	-	-	-	-	300	300	300	300	-	300	300.00		
District: Tikamgarh																		
Center: KHARGAPUR	SKILLED LABOUR	CARPENTER	M	600	600	600	600	600	600	600	600	600	600	-	600	600	600.00	
		BLACKSMITH	M	600	600	600	600	600	600	600	600	600	600	600	-	600	600.00	
	FIELD LABOUR	PLOUGHMAN	M	500	-	500	500	600	600	-	-	-	-	-	-	500	533.33	
		REAPER & HARVESTER	M	-	-	350	350	-	-	-	-	350	-	-	-	-	350.00	
	W		-	-	300	300	-	-	-	-	300	-	-	-	-	-	300.00	
HERDSMAN	HERDSMAN	M	350	360	350	350	350	350	350	350	360	-	-	360	360	354.00		
Center: PALLERA	SKILLED LABOUR	CARPENTER	M	600	600	600	600	600	600	600	600	600	600	600	600	600	600.00	
		BLACKSMITH	M	600	600	600	600	600	600	600	600	600	600	600	600	600	600.00	
	FIELD LABOUR	PLOUGHMAN	M	500	-	500	500	600	600	-	-	-	-	-	-	500	533.33	
		REAPER & HARVESTER	M	-	-	350	350	-	-	-	-	350	350	-	-	-	350.00	
	W		-	-	300	300	-	-	-	-	300	300	-	-	-	-	300.00	
HERDSMAN	HERDSMAN	M	350	360	350	350	350	350	350	360	-	360	360	360	360	354.55		
District: Ujjain																		

Average Daily Agricultural Wages and Non Agricultural Wages (in Rs.) - 2020-21																	
State/District/Center	Labour Category	Labour Type	Gen	Jul	Aug	Sep	Oct	Nov	Dec	Jan	Feb	Mar	Apr	May	Jun	Annual Average	
Center: JAGORI	SKILLED LABOUR	CARPENTER	M	500	500	500	500	500	500	500	500	500	500	500	500	500.00	
		BLACKSMITH	M	500	500	500	500	500	500	500	500	500	500	500	500	500.00	
		COBBLER	M	300	300	300	300	300	300	300	300	300	300	300	300	300.00	
	FIELD LABOUR	PLOUGHMAN	M	300	300	300	300	300	300	300	300	300	300	300	300	300	300.00
			SOWER	M	300	-	300	300	300	300	-	-	-	-	-	300	300.00
			W	250	-	200	200	200	200	-	-	-	-	-	300	225.00	
		WEEDER	M	300	-	-	300	300	300	-	-	-	-	-	-	300	300.00
			W	250	-	-	200	200	200	-	-	-	-	-	-	300	230.00
		REAPER & HARVESTER	M	-	300	300	-	-	-	-	300	300	300	300	300	-	300.00
	W		-	250	250	-	-	-	-	250	250	250	250	250	-	250.00	
	OTHER AGRICULTURAL LABOUR	OTHER AGRICULTURAL LABOUR	M	300	300	300	300	300	300	300	300	300	300	300	300	300	300.00
			W	250	250	250	250	250	250	250	250	250	250	250	250	250	250.00
	HERDSMAN	HERDSMAN	M	300	300	300	300	300	300	300	300	300	300	300	300	300	300.00
			W	250	250	250	250	250	250	250	250	250	250	250	250	250	250.00
Center: TAJPUR	SKILLED LABOUR	CARPENTER	M	500	500	500	500	500	500	500	500	500	500	500	500	500.00	
		BLACKSMITH	M	500	500	500	500	500	500	500	500	500	500	500	500	500.00	
		COBBLER	M	300	300	300	300	300	300	300	300	300	300	300	300	300.00	
	FIELD LABOUR	PLOUGHMAN	M	300	300	300	300	300	300	300	300	300	300	300	300	300	300.00
			SOWER	M	300	-	300	300	300	300	-	-	-	-	-	300	300.00
			W	250	-	200	200	200	200	-	-	-	-	-	300	225.00	
		WEEDER	M	300	-	-	300	300	300	-	-	-	-	-	-	300	300.00
			W	250	-	-	200	200	200	-	-	-	-	-	-	300	230.00
		REAPER & HARVESTER	M	-	300	300	-	-	-	-	300	300	300	300	300	-	300.00
	W		-	250	250	-	-	-	-	250	250	250	250	250	-	250.00	
	OTHER AGRICULTURAL LABOUR	OTHER AGRICULTURAL LABOUR	M	300	300	300	300	300	300	300	300	300	300	300	300	300	300.00
			W	250	250	250	250	250	250	250	250	250	250	250	250	250	250.00
	HERDSMAN	HERDSMAN	M	300	300	300	300	300	300	300	300	300	300	300	300	300	300.00
			W	250	250	250	250	250	250	250	250	250	250	250	250	250	250.00
District: Umaria																	
Center: PALI	SKILLED LABOUR	CARPENTER	M	400	400	400	400	400	400	400	400	400	500	550	500	429.17	
		BLACKSMITH	M	400	400	400	400	400	400	400	400	400	400	400	450	450	408.33
	FIELD LABOUR	PLOUGHMAN	M	250	250	250	250	250	250	250	-	-	300	-	-	300	262.50
			SOWER	M	250	250	250	250	250	250	250	-	-	-	-	-	300
			W	250	250	250	250	250	250	250	-	-	-	-	-	-	250.00
		WEEDER	M	-	250	250	250	250	250	-	250	300	-	-	-	-	258.33
			W	-	250	250	250	250	250	-	250	250	-	-	-	-	250.00
		REAPER & HARVESTER	M	-	-	-	250	250	-	-	-	300	-	-	-	-	266.67
	W		-	-	-	250	250	-	-	-	250	-	-	-	-	250.00	
	OTHER AGRICULTURAL LABOUR	OTHER AGRICULTURAL LABOUR	M	300	300	300	300	300	300	300	300	400	400	400	300	325.00	
			W	250	350	250	250	250	250	250	250	300	300	300	250	270.83	
	HERDSMAN	HERDSMAN	M	250	250	250	250	250	250	250	250	250	300	300	300	262.50	
			W	250	250	250	250	250	250	250	250	250	250	250	250	250	250.00

Average Daily Agricultural Wages and Non Agricultural Wages (in Rs.) - 2020-21																		
State/District/Center	Labour Category	Labour Type	Gen	Jul	Aug	Sep	Oct	Nov	Dec	Jan	Feb	Mar	Apr	May	Jun	Annual Average		
Center: UMARIYA	SKILLED LABOUR	CARPENTER	M	400	400	400	400	400	400	400	400	400	500	550	500	429.17		
		BLACKSMITH	M	400	400	400	400	400	400	400	400	400	400	400	450	450	408.33	
	FIELD LABOUR	PLOUGHMAN	M	250	250	250	250	250	250	250	-	-	300	-	-	300	262.50	
			W	250	250	250	250	250	250	250	-	-	-	-	-	-	250.00	
		SOWER	M	250	250	250	250	250	250	250	-	-	-	-	-	-	300	257.14
			W	250	250	250	250	250	250	250	-	-	-	-	-	-	-	250.00
		WEEDER	M	-	250	250	250	250	250	-	250	200	-	-	-	-	-	241.67
			W	-	250	250	250	250	250	-	250	250	-	-	-	-	-	250.00
	REAPER & HARVESTER	M	-	-	-	250	250	-	-	-	-	300	-	-	-	-	266.67	
		W	-	-	-	250	250	-	-	-	-	250	-	-	-	-	250.00	
	OTHER AGRICULTURAL LABOUR	OTHER AGRICULTURAL LABOUR	M	300	300	300	300	300	300	300	300	300	400	400	400	300	325.00	
			W	250	250	250	250	250	250	250	250	250	300	300	300	250	262.50	
	HERDSMAN	HERDSMAN	M	250	250	250	300	250	250	250	250	250	250	300	300	300	266.67	
			W	250	250	250	250	250	250	250	250	250	250	250	250	250	250.00	
District: Vidisha																		
Center: BARETH	SKILLED LABOUR	CARPENTER	M	400	400	400	400	400	400	400	400	400	400	400	400	400.00		
		BLACKSMITH	M	500	500	500	500	500	500	500	500	500	500	500	500	500	500.00	
		COBBLER	M	300	300	300	300	300	300	300	300	300	300	300	300	300	300.00	
	FIELD LABOUR	PLOUGHMAN	M	250	250	250	250	250	250	250	250	250	250	250	250	250	250.00	
			W	250	250	250	250	250	250	250	250	250	250	250	250	250	250.00	
		SOWER	M	250	250	250	250	250	250	250	250	250	250	250	250	250	250.00	
			W	200	200	200	200	200	200	200	200	200	200	200	200	200	200.00	
		WEEDER	M	250	250	250	250	250	250	250	250	250	250	250	250	250	250.00	
			W	200	200	200	200	200	200	200	200	200	200	200	200	250	250	208.33
	REAPER & HARVESTER	M	250	250	250	250	250	250	250	250	250	250	250	250	250	250	250.00	
		W	200	200	200	200	200	200	200	200	200	200	200	200	200	200	200.00	
	OTHER AGRICULTURAL LABOUR	OTHER AGRICULTURAL LABOUR	M	250	250	250	250	250	250	250	250	250	250	250	250	250	250.00	
			W	250	250	250	250	250	250	250	250	250	250	250	250	250	250.00	
	HERDSMAN	HERDSMAN	M	200	200	200	200	200	200	200	200	200	200	200	200	200	200.00	
W			200	200	200	200	200	200	200	200	200	200	200	200	200	200.00		
Center: DEVKHJURI	SKILLED LABOUR	CARPENTER	M	400	400	400	400	400	400	400	400	400	400	400	400	400.00		
		BLACKSMITH	M	500	500	500	500	500	500	500	500	500	500	500	500	500.00		
		COBBLER	M	300	300	300	300	300	300	300	300	300	300	300	300	300.00		
	FIELD LABOUR	PLOUGHMAN	M	250	250	250	250	250	250	250	250	250	250	250	250	250	250.00	
			W	250	250	250	250	250	250	250	250	250	250	250	250	250	250.00	
		SOWER	M	250	250	250	250	250	250	250	250	250	250	250	250	250	250.00	
			W	200	300	200	200	200	200	200	200	200	200	200	200	200	208.33	
		WEEDER	M	250	250	250	250	250	250	250	250	250	250	250	250	250	250.00	
			W	200	200	200	200	200	200	200	200	200	200	200	250	250	208.33	
	REAPER & HARVESTER	M	250	250	250	250	250	250	250	250	250	250	250	250	250	250.00		
		W	200	200	200	200	200	200	200	200	200	200	200	200	200	200.00		
	OTHER AGRICULTURAL LABOUR	OTHER AGRICULTURAL LABOUR	M	250	250	250	250	250	250	250	250	250	250	250	250	250	250.00	
			W	250	250	250	250	250	250	200	250	250	250	250	250	250	245.83	
	HERDSMAN	HERDSMAN	M	200	200	200	200	200	200	200	200	200	200	200	200	200	200.00	
W			200	200	200	200	200	200	200	200	200	200	200	200	200	200.00		
Table 7.13																		
State: Maharashtra																		
District: Ahmednagar																		

Average Daily Agricultural Wages and Non Agricultural Wages (in Rs.) - 2020-21																
State/District/Center	Labour Category	Labour Type	Gen	Jul	Aug	Sep	Oct	Nov	Dec	Jan	Feb	Mar	Apr	May	Jun	Annual Average
Center: AHMEDNAGAR	SKILLED LABOUR	CARPENTER	M	750	750	-	-	-	550	-	-	-	-	-	-	683.33
		BLACKSMITH	M	475	475	-	-	-	700	-	-	-	-	-	-	550.00
		COBBLER	M	400	400	-	-	-	300	-	-	-	-	-	-	366.67
	FIELD LABOUR	FIELD LABOUR	M	375	375	-	-	-	400	-	-	-	-	-	-	383.33
			W	200	200	-	-	-	300	-	-	-	-	-	-	233.33
	OTHER AGRICULTURAL LABOUR	OTHER AGRICULTURAL LABOUR	M	500	500	-	-	-	500	-	-	-	-	-	-	500.00
			W	400	400	-	-	-	400	-	-	-	-	-	-	400.00
HERDSMAN	HERDSMAN	M	300	300	-	-	-	-	-	-	-	-	-	-	300.00	
Center: WADGAON	SKILLED LABOUR	CARPENTER	M	-	750	-	-	-	-	-	-	-	-	-	-	750.00
		BLACKSMITH	M	-	475	-	-	-	-	-	-	-	-	-	-	475.00
		COBBLER	M	-	400	-	-	-	-	-	-	-	-	-	-	400.00
	FIELD LABOUR	FIELD LABOUR	M	-	375	-	-	-	-	-	-	-	-	-	-	375.00
			W	-	200	-	-	-	-	-	-	-	-	-	-	200.00
	OTHER AGRICULTURAL LABOUR	OTHER AGRICULTURAL LABOUR	M	-	500	-	-	-	-	-	-	-	-	-	-	500.00
			W	-	400	-	-	-	-	-	-	-	-	-	-	400.00
HERDSMAN	HERDSMAN	M	-	300	-	-	-	-	-	-	-	-	-	-	300.00	
District: Akola																
Center: AKOLA	SKILLED LABOUR	CARPENTER	M	600	600	600	600	600	600	-	-	-	-	-	-	600.00
		BLACKSMITH	M	500	500	500	500	500	500	-	-	-	-	-	-	500.00
		COBBLER	M	400	400	400	400	400	400	-	-	-	-	-	-	400.00
	FIELD LABOUR	FIELD LABOUR	M	300	300	300	300	300	300	300	-	-	-	-	-	300.00
			W	200	200	200	200	200	200	200	-	-	-	-	-	200.00
	OTHER AGRICULTURAL LABOUR	OTHER AGRICULTURAL LABOUR	M	300	300	300	300	300	300	300	-	-	-	-	-	300.00
			W	200	200	200	200	200	200	200	-	-	-	-	-	200.00
HERDSMAN	HERDSMAN	M	350	350	350	350	350	350	350	-	-	-	-	-	350.00	
		W	150	150	150	150	150	150	150	-	-	-	-	-	150.00	
District: Bhandara																
Center: ADYAL	SKILLED LABOUR	CARPENTER	M	400	400	375	375	375	400	-	-	-	-	-	-	387.50
		BLACKSMITH	M	350	350	325	325	325	350	-	-	-	-	-	-	337.50
		COBBLER	M	325	325	300	300	300	325	-	-	-	-	-	-	312.50
	FIELD LABOUR	FIELD LABOUR	M	250	250	275	275	275	275	-	-	-	-	-	-	266.67
			W	150	150	200	200	200	200	-	-	-	-	-	-	183.33
	OTHER AGRICULTURAL LABOUR	OTHER AGRICULTURAL LABOUR	M	250	250	250	250	250	250	250	-	-	-	-	-	250.00
			W	150	150	150	150	150	150	150	-	-	-	-	-	150.00
HERDSMAN	HERDSMAN	M	275	275	250	250	250	250	250	-	-	-	-	-	258.33	
		W	200	200	200	200	200	200	200	-	-	-	-	-	200.00	
Center: BHANDARA	SKILLED LABOUR	CARPENTER	M	400	400	375	375	375	400	-	-	-	-	-	-	387.50
		BLACKSMITH	M	350	350	325	325	325	350	-	-	-	-	-	-	337.50
		COBBLER	M	325	325	300	300	300	325	-	-	-	-	-	-	312.50
	FIELD LABOUR	FIELD LABOUR	M	250	250	275	275	275	275	-	-	-	-	-	-	266.67
			W	150	150	200	200	200	150	-	-	-	-	-	-	175.00
	OTHER AGRICULTURAL LABOUR	OTHER AGRICULTURAL LABOUR	M	275	275	250	250	250	250	250	-	-	-	-	-	258.33
			W	200	200	150	150	150	150	150	-	-	-	-	-	166.67
HERDSMAN	HERDSMAN	M	275	275	250	250	250	250	250	-	-	-	-	-	258.33	
		W	200	200	200	200	200	200	200	-	-	-	-	-	200.00	

Average Daily Agricultural Wages and Non Agricultural Wages (in Rs.) - 2020-21																	
State/District/Center	Labour Category	Labour Type	Gen	Jul	Aug	Sep	Oct	Nov	Dec	Jan	Feb	Mar	Apr	May	Jun	Annual Average	
Center: PAVANI	SKILLED LABOUR	CARPENTER	M	-	-	-	-	-	-	400	400	400	400	400	400	400.00	
		BLACKSMITH	M	-	-	-	-	-	-	350	350	350	350	350	350	350.00	
		COBBLER	M	-	-	-	-	-	-	400	400	400	400	400	400	400.00	
	FIELD LABOUR	FIELD LABOUR	M	-	-	-	-	-	-	350	350	350	350	350	350	350	350.00
			W	-	-	-	-	-	-	-	300	300	300	300	300	300	300.00
	OTHER AGRICULTURAL LABOUR	OTHER AGRICULTURAL LABOUR	M	-	-	-	-	-	-	-	200	200	200	200	200	200	200.00
			W	-	-	-	-	-	-	-	150	150	150	150	150	150	150.00
	HERDSMAN	HERDSMAN	M	-	-	-	-	-	-	-	300	300	300	300	300	300	300.00
W			-	-	-	-	-	-	-	200	200	200	200	200	200	200.00	
District: Buldhana																	
Center: BULDANA	SKILLED LABOUR	CARPENTER	M	500	500	500	500	500	500	-	-	-	-	-	-	500.00	
		BLACKSMITH	M	400	400	400	400	400	400	400	-	-	-	-	-	-	400.00
		COBBLER	M	200	200	200	200	200	200	200	-	-	-	-	-	-	200.00
	FIELD LABOUR	FIELD LABOUR	M	250	250	250	250	250	250	250	-	-	-	-	-	-	250.00
			W	200	200	200	200	200	200	200	-	-	-	-	-	-	200.00
	OTHER AGRICULTURAL LABOUR	OTHER AGRICULTURAL LABOUR	M	1000	1000	1000	1000	1000	1000	1000	-	-	-	-	-	-	1,000.00
			W	500	500	500	500	500	500	500	-	-	-	-	-	-	500.00
	HERDSMAN	HERDSMAN	M	700	700	700	700	700	700	700	-	-	-	-	-	-	700.00
Center: JALAMB	SKILLED LABOUR	CARPENTER	M	500	500	500	500	500	500	-	-	-	-	-	-	500.00	
		BLACKSMITH	M	400	400	400	400	400	400	400	-	-	-	-	-	-	400.00
		COBBLER	M	200	200	200	200	200	200	200	-	-	-	-	-	-	200.00
	FIELD LABOUR	FIELD LABOUR	M	250	250	250	250	250	250	250	-	-	-	-	-	-	250.00
			W	200	200	200	200	200	200	200	-	-	-	-	-	-	200.00
	OTHER AGRICULTURAL LABOUR	OTHER AGRICULTURAL LABOUR	M	1000	1000	1000	1000	1000	1000	1000	-	-	-	-	-	-	1,000.00
			W	500	500	500	500	500	500	500	-	-	-	-	-	-	500.00
	HERDSMAN	HERDSMAN	M	700	700	700	700	700	700	700	-	-	-	-	-	-	700.00
Center: SHEGAON	SKILLED LABOUR	CARPENTER	M	-	-	-	-	-	-	650	650	650	650	650	650	650.00	
		BLACKSMITH	M	-	-	-	-	-	-	500	500	500	500	500	500	500.00	
		COBBLER	M	-	-	-	-	-	-	300	300	300	300	300	300	300.00	
	FIELD LABOUR	FIELD LABOUR	M	-	-	-	-	-	-	-	400	400	400	400	400	400	400.00
			W	-	-	-	-	-	-	-	300	300	300	300	300	300	300.00
	OTHER AGRICULTURAL LABOUR	OTHER AGRICULTURAL LABOUR	M	-	-	-	-	-	-	-	400	400	400	400	400	400	400.00
			W	-	-	-	-	-	-	-	300	300	300	300	300	300	300.00
	HERDSMAN	HERDSMAN	M	-	-	-	-	-	-	-	400	400	400	400	400	400	400.00
District: Chandrapur																	
Center: BALLARPUR	SKILLED LABOUR	CARPENTER	M	-	-	-	-	-	-	350	350	350	350	350	350	350.00	
		BLACKSMITH	M	-	-	-	-	-	-	300	300	300	300	300	300	300.00	
		COBBLER	M	-	-	-	-	-	-	200	200	200	200	200	200	200.00	
	FIELD LABOUR	FIELD LABOUR	M	-	-	-	-	-	-	-	300	300	300	300	300	300	300.00
			W	-	-	-	-	-	-	-	200	200	150	150	150	200	175.00
	OTHER AGRICULTURAL LABOUR	OTHER AGRICULTURAL LABOUR	M	-	-	-	-	-	-	-	300	300	300	300	300	300	300.00
			W	-	-	-	-	-	-	-	200	200	150	150	150	200	175.00
	HERDSMAN	HERDSMAN	M	-	-	-	-	-	-	-	300	300	300	300	300	300	300.00

Average Daily Agricultural Wages and Non Agricultural Wages (in Rs.) - 2020-21																	
State/District/Center	Labour Category	Labour Type	Gen	Jul	Aug	Sep	Oct	Nov	Dec	Jan	Feb	Mar	Apr	May	Jun	Annual Average	
Center: CHANDRAPUR	SKILLED LABOUR	CARPENTER	M	350	350	350	350	350	350	-	-	-	-	-	-	350.00	
		BLACKSMITH	M	300	300	300	300	300	300	-	-	-	-	-	-	300.00	
		COBBLER	M	200	200	200	200	200	200	-	-	-	-	-	-	200.00	
	FIELD LABOUR	FIELD LABOUR	M	300	300	300	300	300	300	300	-	-	-	-	-	-	300.00
			W	200	200	200	200	200	200	200	-	-	-	-	-	-	200.00
	OTHER AGRICULTURAL LABOUR	OTHER AGRICULTURAL LABOUR	M	300	300	300	300	300	300	300	-	-	-	-	-	-	300.00
			W	200	200	200	200	200	200	200	-	-	-	-	-	-	200.00
HERDSMAN	HERDSMAN	M	300	300	300	300	300	300	300	-	-	-	-	-	-	300.00	
Center: KOTHARI	SKILLED LABOUR	CARPENTER	M	350	350	-	-	350	350	-	-	-	-	-	-	-	350.00
		BLACKSMITH	M	300	300	-	-	300	300	-	-	-	-	-	-	-	300.00
		COBBLER	M	200	200	-	-	200	200	-	-	-	-	-	-	-	200.00
	FIELD LABOUR	FIELD LABOUR	M	300	300	-	-	300	300	-	-	-	-	-	-	-	300.00
			W	200	200	-	-	200	200	-	-	-	-	-	-	-	200.00
	OTHER AGRICULTURAL LABOUR	OTHER AGRICULTURAL LABOUR	M	300	300	-	-	300	300	-	-	-	-	-	-	-	300.00
			W	200	200	-	-	200	200	-	-	-	-	-	-	-	200.00
HERDSMAN	HERDSMAN	M	300	300	-	-	300	300	-	-	-	-	-	-	-	300.00	
District: Dhule																	
Center: DHULE	SKILLED LABOUR	CARPENTER	M	500	500	500	500	500	500	-	-	-	-	-	-	500.00	
		BLACKSMITH	M	500	500	500	500	500	500	-	-	-	-	-	-	500.00	
		COBBLER	M	350	350	350	350	350	350	-	-	-	-	-	-	350.00	
	FIELD LABOUR	FIELD LABOUR	M	300	300	300	300	300	300	300	-	-	-	-	-	-	300.00
			W	250	250	250	250	250	250	250	-	-	-	-	-	-	250.00
	OTHER AGRICULTURAL LABOUR	OTHER AGRICULTURAL LABOUR	M	300	300	300	300	300	300	300	-	-	-	-	-	-	300.00
			W	200	200	200	200	200	200	200	-	-	-	-	-	-	200.00
HERDSMAN	HERDSMAN	M	400	400	400	400	400	400	400	-	-	-	-	-	-	400.00	
Center: SHIRPUR	SKILLED LABOUR	CARPENTER	M	500	500	500	500	500	500	-	-	-	-	-	-	500.00	
		BLACKSMITH	M	500	500	500	500	500	500	-	-	-	-	-	-	500.00	
		COBBLER	M	350	350	350	300	350	350	-	-	-	-	-	-	341.67	
	FIELD LABOUR	FIELD LABOUR	M	300	300	300	300	300	300	300	-	-	-	-	-	-	300.00
			W	250	250	250	250	250	250	250	-	-	-	-	-	-	250.00
	OTHER AGRICULTURAL LABOUR	OTHER AGRICULTURAL LABOUR	M	300	300	300	300	300	300	300	-	-	-	-	-	-	300.00
			W	200	200	200	200	200	200	200	-	-	-	-	-	-	200.00
HERDSMAN	HERDSMAN	M	400	400	400	400	400	400	400	-	-	-	-	-	-	400.00	
District: Gadchiroli																	
Center: ETAPALLI	SKILLED LABOUR	CARPENTER	M	-	-	-	-	-	-	500	500	500	500	500	500	500.00	
		BLACKSMITH	M	-	-	-	-	-	-	350	350	350	350	350	350	350.00	
		COBBLER	M	-	-	-	-	-	-	200	200	200	200	200	200	200.00	
	FIELD LABOUR	FIELD LABOUR	M	-	-	-	-	-	-	300	300	300	300	300	300	300.00	
			W	-	-	-	-	-	-	250	250	250	250	250	250	250.00	
	OTHER AGRICULTURAL LABOUR	OTHER AGRICULTURAL LABOUR	M	-	-	-	-	-	-	300	300	300	300	300	300	300.00	
			W	-	-	-	-	-	-	250	250	250	250	250	250	250.00	
	HERDSMAN	HERDSMAN	M	-	-	-	-	-	-	200	200	200	200	200	200	200.00	
			W	-	-	-	-	-	-	150	150	150	150	150	150	150.00	
District: Jalgaon																	

Average Daily Agricultural Wages and Non Agricultural Wages (in Rs.) - 2020-21																		
State/District/Center	Labour Category	Labour Type	Gen	Jul	Aug	Sep	Oct	Nov	Dec	Jan	Feb	Mar	Apr	May	Jun	Annual Average		
Center: BHUDGAON	SKILLED LABOUR	CARPENTER	M	-	-	-	-	-	-	350	350	350	350	350	350	350.00		
		BLACKSMITH	M	-	-	-	-	-	-	300	300	300	300	300	300	300.00		
		COBBLER	M	-	-	-	-	-	-	200	200	200	200	200	200	200.00		
	FIELD LABOUR	FIELD LABOUR	M	-	-	-	-	-	-	300	300	300	300	300	300	300	300.00	
			W	-	-	-	-	-	-	-	300	300	300	300	300	300	300.00	
	OTHER AGRICULTURAL LABOUR	OTHER AGRICULTURAL LABOUR	M	-	-	-	-	-	-	-	300	300	300	300	300	300	300.00	
			W	-	-	-	-	-	-	-	300	300	300	300	300	300	300.00	
HERDSMAN	HERDSMAN	M	-	-	-	-	-	-	-	300	300	300	300	300	300	300.00		
Center: BODWAD	SKILLED LABOUR	CARPENTER	M	-	-	-	-	-	-	400	400	400	400	400	400	700	450.00	
		BLACKSMITH	M	-	-	-	-	-	-	400	400	400	400	400	400	700	450.00	
		COBBLER	M	-	-	-	-	-	-	400	400	400	400	400	400	400	400.00	
	FIELD LABOUR	FIELD LABOUR	M	-	-	-	-	-	-	-	250	250	250	250	250	300	258.33	
			W	-	-	-	-	-	-	-	150	150	150	150	150	150	150.00	
	OTHER AGRICULTURAL LABOUR	OTHER AGRICULTURAL LABOUR	M	-	-	-	-	-	-	-	250	250	250	250	250	300	258.33	
			W	-	-	-	-	-	-	-	150	150	150	150	150	150	150.00	
HERDSMAN	HERDSMAN	M	-	-	-	-	-	-	-	250	250	250	250	250	300	258.33		
Center: JALGAON	SKILLED LABOUR	CARPENTER	M	700	500	400	400	400	400	-	-	-	-	-	-	-	466.67	
		BLACKSMITH	M	700	500	400	400	400	400	-	-	-	-	-	-	-	466.67	
		COBBLER	M	400	400	400	400	400	400	-	-	-	-	-	-	-	400.00	
	FIELD LABOUR	FIELD LABOUR	M	300	300	250	250	250	250	250	-	-	-	-	-	-	-	266.67
			W	200	200	150	150	150	150	150	-	-	-	-	-	-	-	166.67
	OTHER AGRICULTURAL LABOUR	OTHER AGRICULTURAL LABOUR	M	250	250	250	250	250	250	250	-	-	-	-	-	-	-	250.00
			W	250	250	250	250	250	250	250	-	-	-	-	-	-	-	250.00
HERDSMAN	HERDSMAN	M	200	200	200	200	200	200	200	-	-	-	-	-	-	-	200.00	
District: Nagpur																		
Center: MAUDA	SKILLED LABOUR	CARPENTER	M	-	-	-	-	-	-	300	300	300	300	300	300	300	300.00	
		BLACKSMITH	M	-	-	-	-	-	-	250	250	250	250	250	250	250	250.00	
		COBBLER	M	-	-	-	-	-	-	200	200	200	200	200	200	200	200.00	
	FIELD LABOUR	FIELD LABOUR	M	-	-	-	-	-	-	-	400	400	400	400	400	400	400.00	
			W	-	-	-	-	-	-	-	200	200	200	200	200	200	200.00	
	OTHER AGRICULTURAL LABOUR	OTHER AGRICULTURAL LABOUR	M	-	-	-	-	-	-	-	500	500	500	500	500	500	500.00	
			W	-	-	-	-	-	-	-	250	250	250	250	250	250	250.00	
HERDSMAN	HERDSMAN	M	-	-	-	-	-	-	-	300	300	300	300	300	300	300.00		
Center: NAGPUR	SKILLED LABOUR	CARPENTER	M	300	300	300	300	300	300	300	-	-	-	-	-	-	300.00	
		BLACKSMITH	M	250	250	250	250	250	250	250	-	-	-	-	-	-	250.00	
		COBBLER	M	200	200	200	200	200	200	200	-	-	-	-	-	-	200.00	
	FIELD LABOUR	FIELD LABOUR	M	300	300	300	300	300	300	300	-	-	-	-	-	-	300.00	
			W	150	150	150	150	150	150	150	-	-	-	-	-	-	150.00	
	OTHER AGRICULTURAL LABOUR	OTHER AGRICULTURAL LABOUR	M	500	500	500	500	500	500	500	-	-	-	-	-	-	500.00	
			W	200	200	200	200	200	200	200	-	-	-	-	-	-	200.00	
HERDSMAN	HERDSMAN	M	300	300	300	300	300	300	300	-	-	-	-	-	-	300.00		
District: Nanded																		
Center: BHOKER	SKILLED LABOUR	CARPENTER	M	400	400	400	400	400	400	400	-	-	-	-	-	-	400.00	
		BLACKSMITH	M	300	300	300	300	300	300	300	-	-	-	-	-	-	300.00	
		COBBLER	M	200	200	200	200	200	200	200	-	-	-	-	-	-	200.00	
	FIELD LABOUR	FIELD LABOUR	M	300	300	300	300	300	300	300	-	-	-	-	-	-	300.00	
			W	200	200	200	200	200	200	200	-	-	-	-	-	-	200.00	
	OTHER AGRICULTURAL LABOUR	OTHER AGRICULTURAL LABOUR	M	300	300	300	300	300	300	300	-	-	-	-	-	-	300.00	
			W	200	200	200	200	200	200	200	-	-	-	-	-	-	200.00	
HERDSMAN	HERDSMAN	M	300	300	300	300	300	300	300	-	-	-	-	-	-	300.00		

Average Daily Agricultural Wages and Non Agricultural Wages (in Rs.) - 2020-21																	
State/District/Center	Labour Category	Labour Type	Gen	Jul	Aug	Sep	Oct	Nov	Dec	Jan	Feb	Mar	Apr	May	Jun	Annual Average	
Center: NANDED	SKILLED LABOUR	CARPENTER	M	400	400	400	400	400	400	-	-	-	-	-	-	400.00	
		BLACKSMITH	M	300	300	300	300	300	300	-	-	-	-	-	-	300.00	
		COBBLER	M	200	200	200	200	200	200	-	-	-	-	-	-	200.00	
	FIELD LABOUR	FIELD LABOUR	M	300	300	300	300	300	300	300	-	-	-	-	-	-	300.00
			W	200	200	200	200	200	200	200	-	-	-	-	-	-	200.00
	OTHER AGRICULTURAL LABOUR	OTHER AGRICULTURAL LABOUR	M	300	300	300	300	300	300	300	-	-	-	-	-	-	300.00
			W	200	200	200	200	200	200	200	-	-	-	-	-	-	200.00
	HERDSMAN	HERDSMAN	M	300	300	300	300	300	300	300	-	-	-	-	-	-	300.00
District: Nashik																	
Center: NASHIK	SKILLED LABOUR	CARPENTER	M	500	500	500	500	500	500	-	-	-	-	-	-	500.00	
		BLACKSMITH	M	450	450	450	450	450	450	-	-	-	-	-	-	450.00	
		COBBLER	M	400	400	400	400	400	400	-	-	-	-	-	-	400.00	
	FIELD LABOUR	FIELD LABOUR	M	300	300	300	350	350	350	-	-	-	-	-	-	-	325.00
			W	250	250	250	300	300	250	-	-	-	-	-	-	-	266.67
	OTHER AGRICULTURAL LABOUR	OTHER AGRICULTURAL LABOUR	M	400	400	400	400	450	450	-	-	-	-	-	-	-	416.67
			W	300	300	300	350	350	350	-	-	-	-	-	-	-	325.00
	HERDSMAN	HERDSMAN	M	300	300	300	300	300	300	300	-	-	-	-	-	-	300.00
W			300	300	300	300	300	300	300	-	-	-	-	-	-	300.00	
District: Palghar																	
Center: PALGHAR	SKILLED LABOUR	CARPENTER	M	500	500	500	500	500	500	-	-	-	-	-	-	500.00	
		BLACKSMITH	M	400	400	400	400	400	400	-	-	-	-	-	-	400.00	
		COBBLER	M	200	200	200	200	200	200	-	-	-	-	-	-	200.00	
	FIELD LABOUR	FIELD LABOUR	M	400	400	400	400	400	400	400	-	-	-	-	-	-	400.00
			W	300	300	300	300	300	300	300	-	-	-	-	-	-	300.00
	OTHER AGRICULTURAL LABOUR	OTHER AGRICULTURAL LABOUR	M	300	300	300	300	300	300	300	-	-	-	-	-	-	300.00
			W	250	250	250	250	250	250	250	-	-	-	-	-	-	250.00
	HERDSMAN	HERDSMAN	M	300	300	300	300	300	300	300	-	-	-	-	-	-	300.00
District: Raigad																	
Center: MANGAON	SKILLED LABOUR	CARPENTER	M	500	500	500	500	500	500	500	500	500	500	500	500	500.00	
		BLACKSMITH	M	550	550	550	550	550	550	550	550	550	550	550	550	550	550.00
		COBBLER	M	350	350	350	350	350	350	350	350	350	350	350	350	350	350.00
	FIELD LABOUR	FIELD LABOUR	M	300	300	300	300	300	300	300	300	300	300	300	300	300	300.00
			W	300	300	300	300	300	300	300	300	300	300	300	300	300	300.00
	OTHER AGRICULTURAL LABOUR	OTHER AGRICULTURAL LABOUR	M	350	350	350	350	350	350	350	350	350	350	350	350	350	350.00
			W	350	350	350	350	350	350	350	350	350	350	350	350	350	350.00
	HERDSMAN	HERDSMAN	M	400	400	400	400	400	400	400	400	400	400	400	400	400	400.00
W			350	350	350	350	350	350	350	350	350	350	350	350	350	350.00	
District: Sangli																	
Center: RAIGAD	SKILLED LABOUR	CARPENTER	M	500	500	500	500	500	500	-	-	-	-	-	-	500.00	
		BLACKSMITH	M	550	550	550	550	550	550	-	-	-	-	-	-	550.00	
		COBBLER	M	350	350	350	350	350	350	350	-	-	-	-	-	350.00	
	FIELD LABOUR	FIELD LABOUR	M	300	300	300	300	300	300	300	-	-	-	-	-	-	300.00
			W	300	300	300	300	300	300	300	-	-	-	-	-	-	300.00
	OTHER AGRICULTURAL LABOUR	OTHER AGRICULTURAL LABOUR	M	350	350	350	350	350	350	350	-	-	-	-	-	-	350.00
			W	350	350	350	350	350	350	350	-	-	-	-	-	-	350.00
	HERDSMAN	HERDSMAN	M	400	400	400	400	400	400	400	-	-	-	-	-	-	400.00
W			350	350	350	350	350	350	350	-	-	-	-	-	-	350.00	

Average Daily Agricultural Wages and Non Agricultural Wages (in Rs.) - 2020-21																	
State/District/Center	Labour Category	Labour Type	Gen	Jul	Aug	Sep	Oct	Nov	Dec	Jan	Feb	Mar	Apr	May	Jun	Annual Average	
Center: KADEGAON	SKILLED LABOUR	CARPENTER	M	500	500	500	500	500	500	500	500	500	500	500	500	500.00	
		BLACKSMITH	M	400	400	400	400	400	400	400	400	400	400	400	400	400.00	
		COBBLER	M	250	250	250	250	250	250	250	250	250	250	250	250	250.00	
	FIELD LABOUR	FIELD LABOUR	M	300	300	300	300	300	300	300	400	400	400	400	400	400	350.00
			W	200	200	200	200	200	200	200	250	250	250	250	250	250	225.00
	OTHER AGRICULTURAL LABOUR	OTHER AGRICULTURAL LABOUR	M	300	300	300	300	300	300	300	400	400	400	400	400	400	350.00
			W	200	200	200	200	200	200	200	250	250	250	250	250	250	225.00
	HERDSMAN	HERDSMAN	M	300	300	300	300	300	300	300	300	300	300	300	300	300	300.00
			W	200	200	200	200	200	200	200	200	200	200	200	200	200	200.00
Center: KOREGAON	SKILLED LABOUR	CARPENTER	M	500	500	500	500	500	500	-	-	-	-	-	-	500.00	
		BLACKSMITH	M	400	400	400	400	400	400	400	-	-	-	-	-	-	400.00
		COBBLER	M	250	250	250	250	250	250	250	-	-	-	-	-	-	250.00
	FIELD LABOUR	FIELD LABOUR	M	300	300	300	300	300	300	300	-	-	-	-	-	-	300.00
			W	200	200	200	200	200	200	200	-	-	-	-	-	-	200.00
	OTHER AGRICULTURAL LABOUR	OTHER AGRICULTURAL LABOUR	M	300	300	300	300	300	300	300	-	-	-	-	-	-	300.00
			W	200	200	200	200	200	200	200	-	-	-	-	-	-	200.00
	HERDSMAN	HERDSMAN	M	300	300	300	300	300	300	300	-	-	-	-	-	-	300.00
			W	200	200	200	200	200	200	200	-	-	-	-	-	-	200.00
Center: SANGLI	SKILLED LABOUR	CARPENTER	M	500	500	500	500	500	500	-	-	-	-	-	-	500.00	
		BLACKSMITH	M	400	400	400	400	400	400	400	-	-	-	-	-	-	400.00
		COBBLER	M	250	250	250	250	250	250	250	-	-	-	-	-	-	250.00
	FIELD LABOUR	FIELD LABOUR	M	300	300	300	300	300	300	300	-	-	-	-	-	-	300.00
			W	200	200	200	200	200	200	200	-	-	-	-	-	-	200.00
	OTHER AGRICULTURAL LABOUR	OTHER AGRICULTURAL LABOUR	M	300	300	300	300	300	300	300	-	-	-	-	-	-	300.00
			W	200	200	200	200	200	200	200	-	-	-	-	-	-	200.00
	HERDSMAN	HERDSMAN	M	300	300	300	300	300	300	300	-	-	-	-	-	-	300.00
			W	200	200	200	200	200	200	200	-	-	-	-	-	-	200.00
District: Satara																	
Center: KHATAV	SKILLED LABOUR	CARPENTER	M	500	-	-	-	-	-	500	500	500	500	500	500	500.00	
		BLACKSMITH	M	500	-	-	-	-	-	500	500	500	500	500	500	500.00	
		COBBLER	M	400	-	-	-	-	-	350	350	350	350	350	350	350	357.14
	FIELD LABOUR	FIELD LABOUR	M	400	-	-	-	-	-	400	400	400	400	400	400	400	400.00
			W	300	-	-	-	-	-	300	300	300	300	300	300	300	300.00
	OTHER AGRICULTURAL LABOUR	OTHER AGRICULTURAL LABOUR	M	500	-	-	-	-	-	500	500	500	500	500	500	500	500.00
			W	300	-	-	-	-	-	300	300	300	300	300	300	300	300.00
	HERDSMAN	HERDSMAN	M	300	-	-	-	-	-	300	300	300	300	300	300	300	300.00
			W	250	-	-	-	-	-	250	250	250	250	250	250	250	250.00
Center: SATARA	SKILLED LABOUR	CARPENTER	M	500	500	500	500	500	500	-	-	-	-	-	-	500.00	
		BLACKSMITH	M	500	500	500	500	500	500	-	-	-	-	-	-	500.00	
		COBBLER	M	400	400	400	400	400	400	400	-	-	-	-	-	-	400.00
	FIELD LABOUR	FIELD LABOUR	M	400	400	400	400	400	400	400	-	-	-	-	-	-	400.00
			W	300	300	300	300	300	300	300	-	-	-	-	-	-	300.00
	OTHER AGRICULTURAL LABOUR	OTHER AGRICULTURAL LABOUR	M	500	500	500	500	500	500	500	-	-	-	-	-	-	500.00
			W	300	300	300	300	300	300	300	-	-	-	-	-	-	300.00
	HERDSMAN	HERDSMAN	M	300	300	300	300	300	300	300	-	-	-	-	-	-	300.00
			W	250	250	250	250	250	250	250	-	-	-	-	-	-	250.00

Average Daily Agricultural Wages and Non Agricultural Wages (in Rs.) - 2020-21																	
State/District/Center	Labour Category	Labour Type	Gen	Jul	Aug	Sep	Oct	Nov	Dec	Jan	Feb	Mar	Apr	May	Jun	Annual Average	
Center: VADUJ	SKILLED LABOUR	CARPENTER	M	500	500	500	500	500	500	-	-	-	-	-	-	500.00	
		BLACKSMITH	M	500	500	500	500	500	500	-	-	-	-	-	-	500.00	
		COBBLER	M	400	400	400	400	400	400	-	-	-	-	-	-	400.00	
	FIELD LABOUR	FIELD LABOUR	M	400	400	400	400	400	400	400	-	-	-	-	-	400.00	
			W	300	300	300	300	300	300	-	-	-	-	-	-	300.00	
	OTHER AGRICULTURAL LABOUR	OTHER AGRICULTURAL LABOUR	M	500	500	500	500	500	500	500	-	-	-	-	-	500.00	
			W	300	300	300	300	300	300	300	-	-	-	-	-	300.00	
	HERDSMAN	HERDSMAN	M	300	300	300	300	300	300	300	-	-	-	-	-	300.00	
			W	250	250	250	250	250	250	250	-	-	-	-	-	250.00	
	District: Yavatmal																
Center: MARE GAON	SKILLED LABOUR	CARPENTER	M	370	370	370	370	370	370	370	380	380	380	400	400	377.50	
		BLACKSMITH	M	350	350	350	350	350	350	350	350	350	350	350	350	350	350.00
		COBBLER	M	200	200	200	200	200	200	200	200	200	200	200	200	200	200.00
	FIELD LABOUR	FIELD LABOUR	M	300	300	300	300	300	300	300	300	300	300	300	300	300	300.00
			W	200	250	250	250	250	200	250	250	250	250	250	250	250	241.67
	OTHER AGRICULTURAL LABOUR	OTHER AGRICULTURAL LABOUR	M	300	300	300	300	300	300	300	300	300	300	300	300	300	300.00
			W	200	200	200	200	200	200	200	200	200	200	200	200	200	200.00
	HERDSMAN	HERDSMAN	M	300	300	300	300	300	300	300	300	300	300	300	300	300	300.00
	Center: NER	SKILLED LABOUR	CARPENTER	M	400	400	400	400	400	400	400	400	400	400	400	400	400.00
			BLACKSMITH	M	350	350	350	350	350	350	350	400	400	400	400	400	400
COBBLER			M	250	250	250	250	250	250	250	300	300	300	300	300	300	275.00
FIELD LABOUR		FIELD LABOUR	M	250	250	250	250	250	250	250	300	300	300	300	300	300	275.00
			W	150	150	150	150	150	150	150	200	200	200	200	200	200	175.00
OTHER AGRICULTURAL LABOUR		OTHER AGRICULTURAL LABOUR	M	250	250	250	250	250	250	250	300	300	300	300	300	300	275.00
			W	200	200	200	200	200	200	200	200	200	200	200	200	200	200.00
HERDSMAN		HERDSMAN	M	250	250	250	250	250	250	250	300	300	300	300	300	300	275.00
			W	200	200	200	200	200	200	200	-	-	-	-	-	-	200.00
Center: YAVATMAL		SKILLED LABOUR	CARPENTER	M	370	370	370	370	370	370	-	-	-	-	-	-	370.00
	BLACKSMITH		M	350	350	350	350	350	350	-	-	-	-	-	-	350.00	
	COBBLER		M	200	200	200	200	200	200	-	-	-	-	-	-	200.00	
	FIELD LABOUR	FIELD LABOUR	M	300	300	300	300	300	300	300	-	-	-	-	-	300.00	
			W	200	250	250	250	250	250	250	-	-	-	-	-	241.67	
	OTHER AGRICULTURAL LABOUR	OTHER AGRICULTURAL LABOUR	M	300	300	300	300	300	300	300	-	-	-	-	-	300.00	
			W	200	200	200	200	200	200	200	-	-	-	-	-	200.00	
	HERDSMAN	HERDSMAN	M	300	300	300	300	300	300	-	-	-	-	-	-	300.00	
	Table 3.14																
	State: Odisha																
District: Anugul																	

Average Daily Agricultural Wages and Non Agricultural Wages (in Rs.) - 2020-21																	
State/District/Center	Labour Category	Labour Type	Gen	Jul	Aug	Sep	Oct	Nov	Dec	Jan	Feb	Mar	Apr	May	Jun	Annual Average	
Center: ANGUL	SKILLED LABOUR	CARPENTER	M	500	500	500	500	600	600	600	600	600	600	600	600	566.67	
		BLACKSMITH	M	500	500	500	500	500	500	500	500	500	500	500	500	500.00	
		COBBLER	M	350	350	350	350	350	350	350	350	350	350	350	500	375.00	
	FIELD LABOUR	PLOUGHMAN	M	300	300	300	300	300	300	300	300	300	300	300	300	300	300.00
			W	250	250	250	250	250	250	250	250	250	250	250	250	250.00	
		SOWER	M	300	300	300	300	300	300	300	300	300	300	300	300	300	300.00
			W	250	250	250	250	250	250	250	250	250	250	250	250	250.00	
		WEEDER	M	300	300	300	300	300	300	300	300	300	300	300	300	300	300.00
			W	250	250	250	250	250	250	250	250	250	250	250	250	250.00	
	REAPER & HARVESTER	M	300	300	300	300	300	300	300	300	300	300	300	300	300	300.00	
		W	250	250	250	250	250	250	250	250	250	250	250	250	250	250.00	
	OTHER AGRICULTURAL LABOUR	OTHER AGRICULTURAL LABOUR	M	333	333	333	333	333	333	333	333	333	333	333	333	333	333.00
			W	267	267	267	267	267	267	267	267	267	267	267	267	267	267.00
	HERDSMAN	HERDSMAN	M	250	250	250	250	250	250	250	250	250	250	250	250	250	250.00
W			220	220	220	220	220	220	220	220	220	220	220	220	220.00		
Center: ATHAMALIK	SKILLED LABOUR	CARPENTER	M	450	450	450	450	450	450	500	500	500	500	500	500	475.00	
		BLACKSMITH	M	400	400	400	400	400	400	400	500	500	500	500	500	441.67	
		COBBLER	M	400	400	400	400	400	400	400	400	400	400	400	450	408.33	
	FIELD LABOUR	PLOUGHMAN	M	250	250	250	250	250	250	250	250	250	250	250	250	250.00	
			W	200	200	200	200	200	200	200	200	200	200	200	200	200.00	
		SOWER	M	250	250	250	250	250	250	250	250	250	250	250	250	250.00	
			W	200	200	200	200	200	200	200	200	200	200	200	200	200.00	
		WEEDER	M	250	250	250	250	250	250	250	250	250	250	250	250	250.00	
			W	200	200	200	200	200	200	200	200	200	200	200	200	200.00	
	REAPER & HARVESTER	M	250	250	250	250	250	250	250	250	250	250	250	250	250.00		
		W	200	200	200	200	200	200	200	200	200	200	200	200	200.00		
	OTHER AGRICULTURAL LABOUR	OTHER AGRICULTURAL LABOUR	M	292	292	292	292	292	292	292	292	292	292	292	292	292.00	
			W	225	225	225	225	225	225	225	225	225	225	225	225	225.00	
	HERDSMAN	HERDSMAN	M	250	250	250	250	250	250	250	250	250	250	250	250	250.00	
W			200	200	200	200	200	200	200	200	200	200	200	200	200.00		
Center: BAMPUR	SKILLED LABOUR	CARPENTER	M	450	450	450	450	450	450	450	450	500	500	500	500	466.67	
		BLACKSMITH	M	400	400	400	400	400	400	400	400	500	500	500	500	433.33	
		COBBLER	M	400	400	400	400	400	400	400	400	400	400	400	450	408.33	
	FIELD LABOUR	PLOUGHMAN	M	250	250	250	250	250	250	250	250	250	250	250	250	250.00	
			W	200	200	200	200	200	200	200	200	200	200	200	200	200.00	
		SOWER	M	250	250	250	250	250	250	250	250	250	250	250	250	250.00	
			W	200	200	200	200	200	200	200	200	200	200	200	200	200.00	
		WEEDER	M	250	250	250	250	250	250	250	250	250	250	250	250	250.00	
			W	200	200	200	200	200	200	200	200	200	200	200	200	200.00	
	REAPER & HARVESTER	M	250	250	250	250	250	250	250	250	250	250	250	250	250.00		
		W	200	200	200	200	200	200	200	200	200	200	200	200	200.00		
	OTHER AGRICULTURAL LABOUR	OTHER AGRICULTURAL LABOUR	M	292	292	292	292	292	292	292	292	292	292	292	292	292.00	
			W	225	225	225	225	225	225	225	225	225	225	225	225	225.00	
	HERDSMAN	HERDSMAN	M	250	250	250	250	250	250	250	250	250	250	250	250	250.00	
W			200	200	200	200	200	200	200	200	200	200	200	200	200.00		

Average Daily Agricultural Wages and Non Agricultural Wages (in Rs.) - 2020-21																		
State/District/Center	Labour Category	Labour Type	Gen	Jul	Aug	Sep	Oct	Nov	Dec	Jan	Feb	Mar	Apr	May	Jun	Annual Average		
Center: PALALAHADA	SKILLED LABOUR	CARPENTER	M	500	500	500	500	500	500	500	500	500	500	500	500	500.00		
		BLACKSMITH	M	350	500	500	500	500	500	500	500	500	500	500	500	500	487.50	
		COBBLER	M	500	350	350	350	350	350	350	350	350	350	350	450	450	379.17	
	FIELD LABOUR	PLOUGHMAN	M	250	250	250	250	300	300	300	300	300	300	300	300	300	283.33	
			SOWER	M	250	250	250	250	300	300	300	300	300	300	300	300	300	283.33
		WEEDER	W	200	200	200	200	250	250	250	250	250	250	250	250	250	250	233.33
			M	250	250	250	250	250	250	250	250	250	250	250	250	250	250	250.00
		REAPER & HARVESTER	W	200	200	200	200	200	200	200	200	200	200	200	200	200	200	200.00
			M	250	250	250	250	250	250	250	250	250	250	250	250	250	250	250.00
	OTHER AGRICULTURAL LABOUR	OTHER AGRICULTURAL LABOUR	M	292	292	292	292	308	308	308	308	308	308	308	308	308	308	302.67
			W	225	225	225	225	242	242	250	250	250	250	250	250	250	250	240.33
	HERDSMAN	HERDSMAN	M	250	250	250	250	250	250	250	250	250	250	250	250	250	250	250.00
			W	200	200	200	200	200	200	200	200	200	200	200	200	200	200	200.00
	Center: TALCHER	SKILLED LABOUR	CARPENTER	M	500	500	500	500	500	500	500	500	500	500	500	500	500	500.00
BLACKSMITH			M	400	400	400	400	400	400	400	400	400	500	500	500	500	433.33	
COBBLER			M	400	400	400	400	400	400	400	400	400	400	400	500	500	416.67	
FIELD LABOUR		PLOUGHMAN	M	450	450	450	450	450	450	450	450	450	450	450	450	450	450.00	
			SOWER	M	400	400	400	400	400	400	400	400	400	400	400	400	400	400.00
		WEEDER	W	350	350	350	350	350	350	350	350	350	350	350	350	350	350	350.00
			M	400	400	400	400	400	400	400	400	400	400	400	400	400	400	400.00
		REAPER & HARVESTER	W	350	350	350	350	350	350	350	350	350	350	350	350	350	350	350.00
			M	400	400	400	400	400	400	400	400	400	400	400	400	400	400	400.00
OTHER AGRICULTURAL LABOUR		OTHER AGRICULTURAL LABOUR	M	417	417	417	417	417	417	417	417	417	417	417	417	417	417.00	
			W	350	350	350	350	350	350	350	350	350	350	350	350	350	350.00	
HERDSMAN		HERDSMAN	M	400	400	400	400	400	400	400	400	400	400	400	400	400	400	400.00
			W	350	350	350	350	350	350	350	350	350	350	350	350	350	350.00	
District: Balangir																		
Center: BHAINSA	SKILLED LABOUR	CARPENTER	M	450	450	450	450	450	450	450	450	450	450	450	450	450	450.00	
		BLACKSMITH	M	350	400	400	400	400	400	400	400	400	400	400	400	400	395.83	
		COBBLER	M	400	350	350	400	400	400	400	400	400	400	400	400	400	391.67	
	FIELD LABOUR	PLOUGHMAN	M	300	400	400	400	400	400	400	400	400	400	400	400	500	400.00	
			SOWER	M	300	300	300	300	300	300	300	300	300	300	300	300	300	300.00
		WEEDER	W	250	250	250	250	250	250	250	250	250	250	250	250	250	250	250.00
			M	300	300	300	300	300	300	300	300	300	300	300	300	300	300	300.00
		REAPER & HARVESTER	W	250	250	250	250	250	250	250	250	250	250	250	250	250	250	250.00
			M	300	300	300	300	300	300	300	300	300	300	300	300	300	300	300.00
	OTHER AGRICULTURAL LABOUR	OTHER AGRICULTURAL LABOUR	M	325	325	325	325	333	333	333	333	333	333	367	367	367	338.83	
			W	258	258	258	258	267	267	267	267	267	267	283	283	283	268.00	
	HERDSMAN	HERDSMAN	M	250	250	250	250	250	250	250	250	250	250	250	250	250	250.00	
			W	230	230	230	230	230	230	230	230	230	230	230	230	230	230.00	

Average Daily Agricultural Wages and Non Agricultural Wages (in Rs.) - 2020-21																		
State/District/Center	Labour Category	Labour Type	Gen	Jul	Aug	Sep	Oct	Nov	Dec	Jan	Feb	Mar	Apr	May	Jun	Annual Average		
Center: BONGOMUNDA	SKILLED LABOUR	CARPENTER	M	450	450	450	450	450	450	450	450	450	450	450	450	450.00		
		BLACKSMITH	M	350	400	400	400	400	400	400	400	400	400	400	400	400	395.83	
		COBBLER	M	400	350	350	400	400	400	400	400	400	400	400	400	400	391.67	
	FIELD LABOUR	PLOUGHMAN	M	300	400	400	400	400	400	400	400	400	400	400	400	400	391.67	
			W	300	300	300	300	300	300	300	300	300	300	300	300	300	300.00	
		SOWER	M	300	300	300	300	300	300	300	300	300	300	300	300	300	300	300.00
			W	250	250	250	250	250	250	250	250	250	250	250	250	250	250	250.00
		WEEDER	M	300	300	300	300	300	300	300	300	300	300	300	300	300	300	300.00
			W	250	250	250	250	250	250	250	250	250	250	250	250	250	250	250.00
	REAPER & HARVESTER	M	300	300	300	300	300	300	300	300	300	300	300	300	300	300	300.00	
		W	250	250	250	250	250	250	250	250	250	250	250	250	250	250	250.00	
	OTHER AGRICULTURAL LABOUR	OTHER AGRICULTURAL LABOUR	M	325	325	325	325	333	333	333	333	333	333	367	367	367	338.83	
			W	258	258	258	258	267	267	267	267	267	267	283	283	283	268.00	
	HERDSMAN	HERDSMAN	M	250	250	250	250	300	300	300	300	300	300	300	300	300	300	283.33
W			230	230	230	230	250	250	250	250	250	250	250	250	250	250	243.33	
Center: LOISINGA	SKILLED LABOUR	CARPENTER	M	450	450	450	450	450	450	450	450	450	450	450	450	450	450.00	
		BLACKSMITH	M	350	420	420	420	420	420	420	420	420	450	450	450	450	424.17	
		COBBLER	M	420	350	350	400	400	400	400	400	400	400	400	400	400	393.33	
	FIELD LABOUR	PLOUGHMAN	M	300	400	400	400	400	400	400	400	400	400	400	400	400	391.67	
			W	300	300	300	300	300	300	300	300	300	300	300	300	300	300.00	
		SOWER	M	300	300	300	300	300	300	300	300	300	300	300	300	300	300.00	
			W	250	250	250	250	250	250	250	250	250	250	250	250	250	250.00	
		WEEDER	M	300	300	300	300	300	300	300	300	300	300	300	300	300	300	300.00
			W	250	250	250	250	250	250	250	250	250	250	250	250	250	250	250.00
	REAPER & HARVESTER	M	300	300	300	300	300	300	300	300	300	300	300	300	300	300	300.00	
		W	250	250	250	250	250	250	250	250	250	250	250	250	250	250	250.00	
	OTHER AGRICULTURAL LABOUR	OTHER AGRICULTURAL LABOUR	M	325	325	325	325	333	333	333	333	333	333	367	367	367	338.83	
			W	258	258	258	258	267	267	267	267	267	267	292	292	292	270.25	
	HERDSMAN	HERDSMAN	M	250	250	250	250	250	250	250	250	250	250	250	250	250	250.00	
W			230	230	230	230	230	230	230	230	230	230	230	230	230	230.00		
Center: TITILAGARH	SKILLED LABOUR	CARPENTER	M	450	450	450	450	450	450	450	450	450	450	450	450	450	450.00	
		BLACKSMITH	M	350	420	420	420	420	420	420	420	420	420	420	420	420	414.17	
		COBBLER	M	420	350	350	350	350	350	350	350	350	350	350	350	350	355.83	
	FIELD LABOUR	PLOUGHMAN	M	400	400	400	400	400	400	400	400	400	400	400	400	400	400.00	
			W	300	300	300	300	300	300	300	300	300	300	300	300	300	300.00	
		SOWER	M	300	300	300	300	300	300	300	300	300	300	300	300	300	300.00	
			W	250	250	250	250	250	250	250	250	250	250	250	250	250	250.00	
		WEEDER	M	300	300	300	300	300	300	300	300	300	300	300	300	300	300.00	
			W	250	250	250	250	250	250	250	250	250	250	250	250	250	250.00	
	REAPER & HARVESTER	M	300	300	300	300	300	300	300	300	300	300	300	300	300	300	300.00	
		W	250	250	250	250	250	250	250	250	250	250	250	250	250	250	250.00	
	OTHER AGRICULTURAL LABOUR	OTHER AGRICULTURAL LABOUR	M	325	325	325	325	333	333	333	333	333	333	333	333	333	330.33	
			W	258	258	258	258	267	267	267	267	267	267	267	275	275	265.33	
	HERDSMAN	HERDSMAN	M	250	250	250	250	250	250	250	250	250	250	250	250	250	250.00	
W			230	230	230	230	230	230	230	230	230	230	230	230	230	230.00		

District: Baleshwar

Average Daily Agricultural Wages and Non Agricultural Wages (in Rs.) - 2020-21																		
State/District/Center	Labour Category	Labour Type	Gen	Jul	Aug	Sep	Oct	Nov	Dec	Jan	Feb	Mar	Apr	May	Jun	Annual Average		
Center: HARIPUR	SKILLED LABOUR	CARPENTER	M	450	450	450	450	450	450	450	450	450	450	450	450	450.00		
		BLACKSMITH	M	350	400	400	400	400	400	400	400	400	400	400	400	400	395.83	
		COBBLER	M	400	350	350	350	300	350	350	350	350	350	350	350	350	350.00	
	FIELD LABOUR	PLOUGHMAN	M	300	300	300	300	300	300	300	300	300	300	300	300	300	300.00	
			SOWER	M	300	300	300	300	300	300	300	300	300	300	300	300	300	300.00
			W	250	250	250	250	250	250	250	250	250	250	250	250	250	250.00	
		WEEDER	M	300	300	300	300	300	300	300	300	300	300	300	300	300	300	300.00
			W	250	250	250	250	250	250	250	250	250	250	250	250	250	250	250.00
		REAPER & HARVESTER	M	300	300	300	300	300	300	300	300	300	300	300	300	300	300	300.00
	W		250	250	250	250	250	250	250	250	250	250	250	250	250	250	250.00	
	OTHER AGRICULTURAL LABOUR	OTHER AGRICULTURAL LABOUR	M	342	342	342	342	342	342	342	342	342	342	342	342	342	342.00	
			W	267	267	267	267	267	267	267	267	267	267	275	275	275	269.00	
	HERDSMAN	HERDSMAN	M	250	250	250	250	250	250	250	250	250	250	250	250	250	250.00	
			W	200	200	200	200	200	200	200	200	200	200	200	200	200	200.00	
Center: JALESWAR	SKILLED LABOUR	CARPENTER	M	450	450	450	450	450	450	450	450	450	450	450	450	450.00		
		BLACKSMITH	M	350	400	400	400	400	400	400	400	400	400	400	400	400	395.83	
		COBBLER	M	400	350	350	350	350	350	350	350	350	350	350	360	360	355.83	
	FIELD LABOUR	PLOUGHMAN	M	300	300	300	300	400	400	400	400	400	400	400	400	400	366.67	
			SOWER	M	300	300	300	300	350	350	350	350	350	350	360	360	335.00	
			W	270	270	270	270	350	350	350	300	350	350	360	360	360	320.83	
		WEEDER	M	300	300	300	300	300	300	300	300	300	300	300	360	360	360	310.00
			W	250	250	250	250	300	300	300	300	300	300	300	360	360	360	293.33
		REAPER & HARVESTER	M	300	300	300	300	350	350	350	350	350	350	350	350	350	350	333.33
	W		250	250	250	250	350	350	350	350	350	350	350	350	350	350	316.67	
	OTHER AGRICULTURAL LABOUR	OTHER AGRICULTURAL LABOUR	M	350	350	350	350	350	350	358	358	358	358	358	358	358	358	354.67
			W	275	275	275	275	317	325	333	333	333	333	333	333	333	333	311.67
	HERDSMAN	HERDSMAN	M	250	250	250	250	300	350	350	350	350	350	350	350	350	350	312.50
			W	200	200	200	200	300	350	350	350	350	350	350	350	350	350	295.83
Center: NILAGIRI	SKILLED LABOUR	CARPENTER	M	450	450	450	450	450	450	450	450	450	450	450	450	450.00		
		BLACKSMITH	M	400	400	400	400	400	400	400	400	400	400	400	400	400	400.00	
		COBBLER	M	400	400	400	400	400	400	400	400	400	400	400	400	400	400.00	
	FIELD LABOUR	PLOUGHMAN	M	300	300	300	300	300	400	400	400	400	400	400	400	400	358.33	
			SOWER	M	300	300	300	300	300	350	350	350	350	350	350	350	350	329.17
			W	250	250	250	250	250	300	300	300	300	300	300	300	300	279.17	
		WEEDER	M	300	300	300	300	300	300	300	300	300	300	300	300	300	300	300.00
			W	250	250	250	250	250	250	250	250	250	250	250	250	250	250	250.00
		REAPER & HARVESTER	M	300	300	300	300	300	350	350	350	350	350	350	350	350	350	329.17
	W		250	250	250	250	280	300	300	300	300	300	300	300	300	300	281.67	
	OTHER AGRICULTURAL LABOUR	OTHER AGRICULTURAL LABOUR	M	313	313	313	313	342	358	358	358	358	367	367	367	367	343.92	
			W	260	260	260	260	278	303	303	303	303	308	310	310	310	288.17	
	HERDSMAN	HERDSMAN	M	250	250	250	250	250	250	250	250	250	250	250	250	250	250.00	
			W	200	200	200	200	200	200	200	200	200	200	200	200	200	200.00	
District: Bargarh																		

Average Daily Agricultural Wages and Non Agricultural Wages (in Rs.) - 2020-21

State/District/Center	Labour Category	Labour Type	Gen	Jul	Aug	Sep	Oct	Nov	Dec	Jan	Feb	Mar	Apr	May	Jun	Annual Average	
Center: KHEMASORA	SKILLED LABOUR	CARPENTER	M	450	450	450	450	450	450	450	450	450	450	450	450	450.00	
		BLACKSMITH	M	400	400	400	400	400	400	400	400	400	400	400	400	400.00	
		COBBLER	M	320	320	320	320	320	320	320	320	320	320	320	320	320.00	
	FIELD LABOUR	PLOUGHMAN	M	250	250	250	250	250	250	250	250	250	250	250	250	250	250.00
			W	250	250	250	250	250	250	250	250	250	250	250	250	250.00	
		SOWER	M	250	250	250	250	250	250	250	250	250	250	250	250	250	250.00
			W	220	220	220	220	220	220	220	220	220	220	220	220	220	220.00
		WEEDER	M	250	250	250	250	250	250	250	250	250	250	250	250	250	250.00
			W	220	220	220	220	220	220	220	220	220	220	220	220	220	220.00
	REAPER & HARVESTER	M	300	300	300	300	300	300	300	300	300	300	300	300	300	300.00	
		W	250	250	250	250	250	250	250	250	250	250	250	250	250	250.00	
	OTHER AGRICULTURAL LABOUR	OTHER AGRICULTURAL LABOUR	M	317	317	317	317	317	317	317	317	317	317	317	317	317	317.00
			W	248	248	248	248	248	248	248	248	248	248	248	248	248	248.00
	HERDSMAN	HERDSMAN	M	250	250	250	250	250	250	250	250	250	250	250	250	250	250.00
W			200	200	200	200	200	200	200	200	200	200	200	200	200	200.00	
Center: PADMAPUR	SKILLED LABOUR	CARPENTER	M	450	450	450	450	450	450	450	450	450	450	450	450	450.00	
		BLACKSMITH	M	400	400	400	400	400	400	400	400	400	400	400	400	400.00	
		COBBLER	M	320	320	320	320	320	320	320	320	320	320	320	320	320.00	
	FIELD LABOUR	PLOUGHMAN	M	250	250	250	250	250	250	250	250	250	250	250	250	250	250.00
			W	250	250	250	250	250	250	250	250	250	250	250	250	250.00	
		SOWER	M	250	250	250	250	250	250	250	250	250	250	250	250	250	250.00
			W	200	200	200	200	200	200	200	200	200	200	200	200	200	200.00
		WEEDER	M	250	250	250	250	250	250	250	250	250	250	250	250	250	250.00
			W	220	220	220	220	220	220	220	220	220	220	220	220	220	220.00
	REAPER & HARVESTER	M	300	300	300	300	300	300	300	300	300	300	300	300	300	300.00	
		W	250	250	250	250	250	250	250	250	250	250	250	250	250	250.00	
	OTHER AGRICULTURAL LABOUR	OTHER AGRICULTURAL LABOUR	M	325	325	325	325	325	325	325	325	325	325	325	325	325	325.00
			W	250	250	250	250	250	250	250	250	250	250	250	250	250	250.00
	HERDSMAN	HERDSMAN	M	250	250	250	250	250	250	250	250	250	250	250	250	250	250.00
W			220	220	220	220	220	220	220	220	220	220	220	220	220	220.00	
District: Bhadrak																	
Center: BHADRAK	SKILLED LABOUR	CARPENTER	M	500	500	500	500	500	500	500	500	500	500	500	500	500.00	
		BLACKSMITH	M	450	450	450	450	450	450	450	450	450	450	450	450	450.00	
		COBBLER	M	350	350	350	350	350	350	350	350	350	350	350	350	350.00	
	FIELD LABOUR	PLOUGHMAN	M	400	400	400	400	400	400	400	400	400	400	400	400	400	400.00
			W	400	400	400	400	400	400	400	400	400	400	400	400	400.00	
		SOWER	M	400	400	400	400	400	400	400	400	400	400	400	400	400	400.00
			W	300	300	300	300	300	300	300	300	300	300	300	300	300.00	
		WEEDER	M	400	400	400	400	400	400	400	400	400	400	400	400	400	400.00
			W	300	300	300	300	300	300	300	300	300	300	300	300	300	300.00
	REAPER & HARVESTER	M	400	400	400	400	400	400	400	400	400	400	400	400	400	400.00	
		W	350	350	350	350	350	350	350	350	350	350	350	350	350	350.00	
	OTHER AGRICULTURAL LABOUR	OTHER AGRICULTURAL LABOUR	M	425	425	425	425	425	425	425	425	425	425	425	425	425	425.00
			W	308	308	308	308	308	308	308	308	308	308	317	317	317	310.25
	HERDSMAN	HERDSMAN	M	300	300	300	300	300	300	300	300	300	300	300	300	300	300.00
W			250	250	250	250	250	250	250	250	250	250	250	250	250	250.00	

Average Daily Agricultural Wages and Non Agricultural Wages (in Rs.) - 2020-21

State/District/Center	Labour Category	Labour Type	Gen	Jul	Aug	Sep	Oct	Nov	Dec	Jan	Feb	Mar	Apr	May	Jun	Annual Average		
Center: BHANDARIPOKHARI	SKILLED LABOUR	CARPENTER	M	500	500	500	500	500	500	500	500	500	500	500	500	500.00		
		BLACKSMITH	M	400	400	400	400	400	400	400	400	400	400	400	400	400	400.00	
		COBBLER	M	400	400	400	400	400	400	400	400	400	400	400	400	400	400.00	
	FIELD LABOUR	PLOUGHMAN	M	400	400	400	400	400	400	400	400	400	400	400	400	400	400.00	
			W	400	400	400	400	400	400	400	400	400	400	400	400	400	400.00	
		SOWER	M	400	400	400	400	400	400	400	400	400	400	400	400	400	400	400.00
			W	400	400	400	400	400	400	400	400	400	400	400	400	400	400.00	
		WEEDER	M	400	400	400	400	400	400	400	400	400	400	400	400	400	400	400.00
			W	400	400	400	400	400	400	400	400	400	400	400	400	400	400	400.00
	REAPER & HARVESTER	M	400	400	400	400	400	400	400	400	400	400	400	400	400	400	400.00	
		W	400	400	400	400	400	400	400	400	400	400	400	400	400	400	400.00	
	OTHER AGRICULTURAL LABOUR	OTHER AGRICULTURAL LABOUR	M	417	417	417	417	417	417	417	417	417	417	417	417	417	417.00	
			W	400	400	400	400	400	400	400	400	400	400	400	400	400	400.00	
	HERDSMAN	HERDSMAN	M	300	300	300	300	300	300	300	300	300	300	300	300	300	300.00	
W			300	300	300	300	300	300	300	300	300	300	300	300	300	300.00		
Center: CHANDABALI	SKILLED LABOUR	CARPENTER	M	650	650	650	650	650	650	650	650	650	650	650	650	650.00		
		BLACKSMITH	M	600	600	600	600	600	600	600	600	600	600	600	600	600	600.00	
		COBBLER	M	400	400	400	400	400	400	400	400	400	400	400	400	400	400.00	
	FIELD LABOUR	PLOUGHMAN	M	550	550	550	550	550	550	550	550	550	550	550	550	550	550.00	
			W	400	400	400	400	400	400	400	400	400	400	400	400	400	400.00	
		SOWER	M	550	550	550	550	550	550	550	550	550	550	550	550	550	550.00	
			W	400	400	400	400	400	400	400	400	400	400	400	400	400	400.00	
		WEEDER	M	500	500	500	500	500	500	500	500	500	500	500	500	500	500.00	
			W	350	350	350	350	350	350	350	350	350	350	350	350	350	350.00	
	REAPER & HARVESTER	M	500	500	500	500	500	500	500	500	500	500	500	500	500	500.00		
		W	350	350	350	350	350	350	350	350	350	350	350	350	350	350.00		
	OTHER AGRICULTURAL LABOUR	OTHER AGRICULTURAL LABOUR	M	500	500	500	500	500	500	500	500	500	500	500	500	500	500.00	
			W	350	350	350	350	350	350	350	350	350	350	358	358	358	352.00	
	HERDSMAN	HERDSMAN	M	500	500	500	500	500	500	500	500	500	500	500	500	500	500.00	
W			350	350	350	350	350	350	350	350	350	350	350	350	350	350.00		
District: Boudh																		
Center: BOUDH	SKILLED LABOUR	CARPENTER	M	450	450	450	450	450	450	450	450	450	450	450	450	450.00		
		BLACKSMITH	M	400	400	400	400	400	400	400	400	400	400	400	400	400	400.00	
		COBBLER	M	400	400	400	400	400	400	400	400	400	400	400	400	400	400.00	
	FIELD LABOUR	PLOUGHMAN	M	400	400	400	400	400	400	400	400	400	400	400	400	400	400.00	
			W	350	350	350	350	350	350	350	350	350	350	350	350	350	350.00	
		SOWER	M	350	350	350	350	350	350	350	350	350	350	350	350	350	350.00	
			W	350	350	350	350	350	350	350	350	350	350	350	350	350	350.00	
		WEEDER	M	450	450	450	450	450	450	450	450	450	450	450	450	450	450.00	
			W	400	400	400	400	400	400	400	400	400	400	400	400	400	400.00	
	REAPER & HARVESTER	M	400	400	400	400	400	400	400	400	400	400	400	400	400	400	400.00	
		W	400	400	400	400	400	400	400	400	400	400	400	400	400	400	400.00	
	OTHER AGRICULTURAL LABOUR	OTHER AGRICULTURAL LABOUR	M	408	408	408	408	408	408	408	408	408	408	408	408	408	408.00	
			W	400	400	400	400	400	400	400	400	400	400	400	400	400	400.00	
	HERDSMAN	HERDSMAN	M	350	350	350	350	350	350	350	350	350	350	350	350	350	350.00	
W			350	350	350	350	350	350	350	350	350	350	350	350	350	350.00		

Average Daily Agricultural Wages and Non Agricultural Wages (in Rs.) - 2020-21																		
State/District/Center	Labour Category	Labour Type	Gen	Jul	Aug	Sep	Oct	Nov	Dec	Jan	Feb	Mar	Apr	May	Jun	Annual Average		
Center: PURUNA KATAK	SKILLED LABOUR	CARPENTER	M	450	450	450	450	450	450	450	450	450	450	450	450	450.00		
		BLACKSMITH	M	400	400	400	400	400	400	400	400	400	400	400	400	410	400.83	
		COBBLER	M	400	400	400	400	400	400	400	400	400	400	400	400	400	400.00	
	FIELD LABOUR	PLOUGHMAN	M	250	250	250	250	250	250	250	250	250	250	250	250	250	250.00	
			SOWER	M	250	250	250	250	250	250	250	260	260	260	260	260	260	255.00
		W		220	220	220	220	220	220	220	220	220	220	220	220	220	220	220.00
		WEEDER	M	250	250	250	300	300	300	300	300	300	300	300	300	300	300	287.50
			W	200	200	220	250	250	250	250	250	250	250	250	250	250	250	239.17
		REAPER & HARVESTER	M	250	250	250	250	250	250	250	250	260	260	260	260	260	300	258.33
	W		200	200	220	220	220	220	220	220	220	220	220	220	220	250	219.17	
	OTHER AGRICULTURAL LABOUR	OTHER AGRICULTURAL LABOUR	M	325	325	333	333	333	333	333	337	337	360	360	360	367	341.92	
			W	245	245	270	275	275	275	275	275	275	292	292	292	292	292	275.25
	HERDSMAN	HERDSMAN	M	300	300	300	300	300	300	300	300	300	300	300	300	300	300	300.00
			W	200	200	250	250	250	250	250	250	250	250	250	250	250	260	242.50
District: Cuttack																		
Center: ATHAGARH	SKILLED LABOUR	CARPENTER	M	450	450	450	450	450	450	450	450	450	500	500	500	462.50		
		BLACKSMITH	M	450	450	450	450	450	450	450	450	450	450	500	500	500	462.50	
		COBBLER	M	450	450	450	450	450	450	450	450	450	450	450	450	500	454.17	
	FIELD LABOUR	PLOUGHMAN	M	300	300	300	300	300	300	300	300	300	300	350	350	350	312.50	
			SOWER	M	300	300	300	300	300	300	300	300	300	300	350	350	350	312.50
		W		250	250	250	250	250	250	250	250	250	250	300	300	300	262.50	
		WEEDER	M	300	300	300	300	300	300	300	300	300	300	350	350	350	312.50	
			W	250	250	250	250	250	250	250	250	250	250	300	300	300	262.50	
		REAPER & HARVESTER	M	300	300	300	300	300	300	300	300	300	300	350	350	350	312.50	
	W		250	250	250	250	250	250	250	250	250	250	300	300	300	262.50		
	OTHER AGRICULTURAL LABOUR	OTHER AGRICULTURAL LABOUR	M	333	333	333	333	333	333	333	333	333	333	342	342	342	335.25	
			W	258	258	258	258	258	258	258	258	258	267	308	308	317	272.00	
	HERDSMAN	HERDSMAN	M	250	250	250	250	250	250	250	250	250	250	250	250	250	250.00	
			W	250	250	250	250	250	250	250	250	250	250	250	250	250	250.00	
Center: BANKI	SKILLED LABOUR	CARPENTER	M	500	500	500	500	600	600	600	600	600	600	600	600	600	566.67	
		BLACKSMITH	M	450	450	450	450	450	450	450	450	450	450	450	450	500	454.17	
		COBBLER	M	450	450	450	450	450	450	450	450	450	450	450	450	500	454.17	
	FIELD LABOUR	PLOUGHMAN	M	350	350	350	350	350	350	350	350	350	350	350	350	350	350.00	
			SOWER	M	350	350	350	350	350	350	350	350	350	350	350	350	350	350.00
		W		300	300	300	300	300	300	300	350	350	350	350	350	350	350	325.00
		WEEDER	M	350	350	350	350	350	350	350	350	350	350	350	350	350	350	350.00
			W	300	300	300	300	300	300	300	350	350	350	350	350	350	350	325.00
		REAPER & HARVESTER	M	350	350	350	350	350	350	350	350	350	350	350	350	350	350	350.00
	W		300	300	300	300	300	300	300	300	300	300	350	350	350	350	312.50	
	OTHER AGRICULTURAL LABOUR	OTHER AGRICULTURAL LABOUR	M	375	375	375	375	375	375	375	375	375	375	375	375	375	375.00	
			W	300	300	300	300	300	300	300	300	300	308	308	308	308	308	302.67
	HERDSMAN	HERDSMAN	M	250	250	250	250	250	250	250	250	250	250	250	250	250	250.00	
			W	250	250	250	250	250	250	250	250	250	250	250	250	250	250.00	

Average Daily Agricultural Wages and Non Agricultural Wages (in Rs.) - 2020-21																		
State/District/Center	Labour Category	Labour Type	Gen	Jul	Aug	Sep	Oct	Nov	Dec	Jan	Feb	Mar	Apr	May	Jun	Annual Average		
Center: CUTTACK	SKILLED LABOUR	CARPENTER	M	500	500	500	500	500	500	500	500	500	500	500	500	529.17		
		BLACKSMITH	M	350	400	400	400	400	400	400	400	400	400	400	400	500	404.17	
		COBBLER	M	400	350	350	350	350	350	350	350	350	350	350	350	550	370.83	
	FIELD LABOUR	PLOUGHMAN	M	300	300	300	300	300	300	400	400	400	300	400	400	400	350.00	
			SOWER	M	300	300	300	300	300	350	350	350	350	350	350	350	350	329.17
			W	250	250	250	250	250	300	300	300	300	300	300	300	300	300	279.17
		WEEDER	M	300	300	300	300	300	300	300	300	300	300	300	300	300	300	300.00
			W	250	250	250	250	250	250	250	250	250	250	250	250	250	250	250.00
		REAPER & HARVESTER	M	300	300	300	300	300	300	400	400	400	400	400	400	400	400	358.33
	W		250	250	250	250	250	250	300	300	300	300	300	300	300	300	279.17	
	OTHER AGRICULTURAL LABOUR	OTHER AGRICULTURAL LABOUR	M	358	358	358	358	358	358	375	375	375	375	375	375	375	367.92	
			W	292	292	292	292	292	292	308	308	308	308	308	308	308	308	301.33
	HERDSMAN	HERDSMAN	M	250	250	250	300	300	300	300	300	300	300	300	300	300	287.50	
			W	220	220	220	250	250	250	250	250	250	250	250	250	250	250	242.50
District: Deogarh																		
Center: RIAMAL	SKILLED LABOUR	CARPENTER	M	500	500	500	500	500	500	500	500	500	500	500	500	500.00		
		BLACKSMITH	M	450	450	450	450	450	450	450	450	450	450	500	500	500	462.50	
		COBBLER	M	450	450	450	450	450	450	450	450	450	450	450	450	450	450.00	
	FIELD LABOUR	PLOUGHMAN	M	450	450	450	450	450	450	450	450	450	450	450	450	450	450.00	
			SOWER	M	350	350	350	350	350	350	350	350	350	350	350	350	350	350.00
			W	300	300	300	300	300	300	300	300	300	300	300	300	300	300.00	
		WEEDER	M	350	350	350	350	350	350	350	350	350	350	350	350	350	350	350.00
			W	300	300	300	300	300	300	300	300	300	300	300	300	300	300	300.00
		REAPER & HARVESTER	M	350	350	350	350	350	350	350	350	350	350	400	400	400	362.50	
	W		300	300	330	330	330	330	330	330	330	300	350	350	360	328.33		
	OTHER AGRICULTURAL LABOUR	OTHER AGRICULTURAL LABOUR	M	392	392	392	400	400	400	400	408	408	425	425	433	406.25		
			W	317	317	333	342	342	342	342	342	342	358	358	368	341.92		
	HERDSMAN	HERDSMAN	M	300	300	300	300	300	300	300	300	300	300	300	300	300	300.00	
			W	250	250	250	250	250	250	250	250	250	250	250	250	250	250.00	
Center: SAMANTARAPALLI	SKILLED LABOUR	CARPENTER	M	500	500	500	500	500	500	500	500	500	500	500	500	500.00		
		BLACKSMITH	M	450	450	450	450	450	450	450	450	450	450	450	450	450	450.00	
		COBBLER	M	450	450	450	450	450	450	450	450	450	450	450	450	450	450.00	
	FIELD LABOUR	PLOUGHMAN	M	450	450	450	450	450	450	450	450	450	450	450	450	450	450.00	
			SOWER	M	350	350	350	350	350	350	350	350	350	350	350	350	350	350.00
			W	300	300	300	300	300	300	300	300	300	300	300	300	300	300.00	
		WEEDER	M	350	350	350	350	350	350	350	350	350	350	350	350	350	350.00	
			W	300	300	300	300	300	300	300	300	300	300	300	300	300	300.00	
		REAPER & HARVESTER	M	350	350	350	350	350	350	350	350	350	350	400	400	400	362.50	
	W		300	300	300	300	300	300	300	300	300	300	360	360	360	315.00		
	OTHER AGRICULTURAL LABOUR	OTHER AGRICULTURAL LABOUR	M	400	400	400	400	400	400	400	400	400	417	417	425	404.92		
			W	325	325	333	333	333	333	333	333	333	343	343	345	334.33		
	HERDSMAN	HERDSMAN	M	300	300	300	300	300	300	300	350	300	300	300	300	300	304.17	
			W	250	250	250	250	250	250	250	250	250	250	250	250	250	250.00	
District: Dhenkanal																		

Average Daily Agricultural Wages and Non Agricultural Wages (in Rs.) - 2020-21																	
State/District/Center	Labour Category	Labour Type	Gen	Jul	Aug	Sep	Oct	Nov	Dec	Jan	Feb	Mar	Apr	May	Jun	Annual Average	
Center: HINDOL	SKILLED LABOUR	CARPENTER	M	500	600	600	600	600	600	600	600	600	600	600	600	591.67	
		BLACKSMITH	M	400	500	500	500	500	500	500	500	500	500	500	500	491.67	
		COBBLER	M	500	500	500	500	500	500	500	500	500	500	500	500	500.00	
	FIELD LABOUR	PLOUGHMAN	M	300	300	300	300	300	300	300	300	300	300	300	300	300	300.00
			SOWER	M	300	300	300	300	300	300	300	300	300	300	300	300	300.00
			W	250	250	250	250	250	250	250	250	250	250	250	250	250	250.00
		WEEDER	M	300	300	300	300	300	300	300	300	300	300	300	300	300	300.00
			W	250	250	250	250	250	250	250	250	250	250	250	250	250	250.00
		REAPER & HARVESTER	M	300	300	300	300	300	300	300	300	300	300	300	300	300	300.00
	W		250	250	250	250	250	250	250	250	250	250	250	250	250	250.00	
	OTHER AGRICULTURAL LABOUR	OTHER AGRICULTURAL LABOUR	M	358	358	358	358	358	358	358	358	358	358	358	358	358	358.00
			W	283	283	283	283	283	283	283	283	283	283	283	283	283	283.00
	HERDSMAN	HERDSMAN	M	300	300	300	300	300	300	300	300	300	300	300	300	300	300.00
			W	250	250	250	250	250	250	250	250	250	250	250	250	250	250.00
	Center: KAMAKSHYANAGAR	SKILLED LABOUR	CARPENTER	M	500	600	600	600	600	600	600	600	600	600	600	600	591.67
BLACKSMITH			M	400	500	500	500	500	500	500	500	500	500	500	500	491.67	
COBBLER			M	500	500	500	500	500	500	500	500	500	500	500	500	500.00	
FIELD LABOUR		PLOUGHMAN	M	300	300	300	300	300	300	300	300	300	300	300	300	300	300.00
			SOWER	M	300	300	300	300	300	300	300	300	300	300	300	300	300.00
			W	250	250	250	250	250	250	250	250	250	250	250	250	250.00	
		WEEDER	M	300	300	300	300	300	300	300	300	300	300	300	300	300	300.00
			W	250	250	250	250	250	250	250	250	250	250	250	250	250	250.00
		REAPER & HARVESTER	M	300	300	300	300	300	300	300	300	300	300	300	300	300	300.00
W			250	250	250	250	250	250	250	250	250	250	250	250	250	250.00	
OTHER AGRICULTURAL LABOUR		OTHER AGRICULTURAL LABOUR	M	358	358	328	358	358	358	358	358	358	358	358	358	358	355.50
			W	292	292	292	292	292	292	292	292	292	292	292	292	292	292.00
HERDSMAN		HERDSMAN	M	300	300	300	300	300	300	300	300	300	300	300	300	300	300.00
			W	250	250	250	250	250	250	250	250	250	250	250	250	250	250.00
Center: MERAMUNDALI		SKILLED LABOUR	CARPENTER	M	500	600	600	600	600	600	600	600	600	600	600	600	591.67
	BLACKSMITH		M	400	500	500	500	500	500	500	500	500	500	500	500	491.67	
	COBBLER		M	500	500	500	500	500	500	500	500	500	500	500	500	500.00	
	FIELD LABOUR	PLOUGHMAN	M	300	300	300	300	300	300	300	300	300	300	300	300	300	300.00
			SOWER	M	300	300	300	300	300	300	300	300	300	300	300	300	300.00
			W	250	250	250	250	250	250	250	250	250	250	250	250	250.00	
		WEEDER	M	300	300	300	300	300	300	300	300	300	300	300	300	300	300.00
			W	250	250	250	250	250	250	250	250	250	250	250	250	250	250.00
		REAPER & HARVESTER	M	300	300	300	300	300	300	300	300	300	300	300	300	300	300.00
	W		250	250	250	250	250	250	250	250	250	250	250	250	250	250.00	
	OTHER AGRICULTURAL LABOUR	OTHER AGRICULTURAL LABOUR	M	358	358	358	358	358	358	358	358	358	358	358	358	358	358.00
			W	292	292	292	292	292	292	292	292	292	292	292	292	292	292.00
	HERDSMAN	HERDSMAN	M	300	300	300	300	300	300	300	300	300	300	300	300	300	300.00
			W	250	250	250	250	250	250	250	250	250	250	250	250	250	250.00

District: Gajapati

Average Daily Agricultural Wages and Non Agricultural Wages (in Rs.) - 2020-21																	
State/District/Center	Labour Category	Labour Type	Gen	Jul	Aug	Sep	Oct	Nov	Dec	Jan	Feb	Mar	Apr	May	Jun	Annual Average	
Center: PARALAKHEMUNDI	SKILLED LABOUR	CARPENTER	M	600	600	600	600	600	600	600	600	600	600	600	600	600.00	
		BLACKSMITH	M	500	500	500	500	500	500	500	500	500	500	500	500	516.67	
		COBBLER	M	500	500	500	500	500	500	500	500	500	500	500	500	500.00	
	FIELD LABOUR	PLOUGHMAN	M	400	400	400	400	400	450	450	450	450	450	450	450	450	429.17
			W	350	350	350	350	350	400	400	400	400	400	400	400	379.17	
		SOWER	M	400	400	400	400	400	400	400	400	400	400	400	400	400	400.00
			W	350	350	350	350	350	350	350	350	350	350	350	350	350	350.00
		WEEDER	M	400	400	400	400	450	450	450	450	450	450	450	450	450	433.33
			W	350	350	350	350	350	350	350	350	350	350	350	350	400	358.33
	OTHER AGRICULTURAL LABOUR	OTHER AGRICULTURAL LABOUR	M	417	425	425	425	433	442	442	442	442	442	442	458	458	437.58
			W	333	342	342	342	350	358	358	358	358	358	358	392	392	356.92
	HERDSMAN	HERDSMAN	M	400	400	400	400	400	400	400	400	400	400	400	400	400	400.00
			W	350	350	350	350	350	350	350	350	350	350	350	350	350	350.00
	Center: R. UDAYAGIRI	SKILLED LABOUR	CARPENTER	M	600	600	600	600	600	600	600	600	600	600	600	600	600.00
BLACKSMITH			M	500	500	500	600	600	600	600	600	600	600	600	600	575.00	
COBBLER			M	500	500	500	500	500	500	500	500	500	500	500	500	500.00	
FIELD LABOUR		PLOUGHMAN	M	400	400	400	400	400	450	450	450	450	450	450	450	450	429.17
			W	350	350	350	350	350	400	400	400	400	400	400	400	379.17	
		SOWER	M	400	400	400	400	400	400	400	400	400	400	400	400	400	400.00
			W	350	350	350	350	350	350	350	350	350	350	350	350	350	350.00
		WEEDER	M	400	400	400	400	400	400	400	400	400	400	400	400	400	400.00
			W	350	350	350	350	350	350	350	350	350	350	350	350	350	350.00
REAPER & HARVESTER		M	400	400	400	400	400	400	400	400	400	400	400	400	400	400.00	
		W	350	350	350	350	350	350	350	350	350	350	350	350	350	350.00	
OTHER AGRICULTURAL LABOUR		OTHER AGRICULTURAL LABOUR	M	383	383	383	383	417	425	425	425	425	425	425	425	433	411.00
			W	325	325	325	325	350	358	358	358	358	358	358	375	347.75	
HERDSMAN		HERDSMAN	M	400	400	400	400	400	400	400	400	400	400	400	400	400	400.00
	W		350	350	350	350	350	350	350	350	350	350	350	350	350	350.00	
District: Ganjam																	
Center: ASKA	SKILLED LABOUR	CARPENTER	M	500	500	500	500	500	500	500	500	500	500	500	500	500.00	
		BLACKSMITH	M	500	500	500	500	500	500	500	500	500	500	500	500	500.00	
		COBBLER	M	500	500	500	500	500	500	500	500	500	500	500	500	500.00	
	FIELD LABOUR	PLOUGHMAN	M	300	300	300	300	300	300	300	300	300	300	300	300	300	300.00
			W	250	250	250	250	250	250	250	250	250	250	250	250	250.00	
		SOWER	M	300	300	300	300	300	300	300	300	300	300	300	300	300	300.00
			W	250	250	250	250	250	250	250	250	250	250	250	250	250.00	
		WEEDER	M	300	300	300	300	300	300	300	300	300	300	300	300	300	300.00
			W	250	250	250	250	250	250	250	250	250	250	250	250	250	250.00
	REAPER & HARVESTER	M	300	300	300	300	300	300	300	300	300	300	300	300	300	300.00	
		W	250	250	250	250	250	250	250	250	250	250	250	250	250	250.00	
	OTHER AGRICULTURAL LABOUR	OTHER AGRICULTURAL LABOUR	M	342	342	342	342	342	342	342	342	342	342	342	342	342	342.00
			W	280	280	280	280	280	280	280	280	280	280	280	280	280	280.00
	HERDSMAN	HERDSMAN	M	250	250	250	250	250	250	250	250	250	250	250	250	250	250.00
W			220	220	220	220	220	220	220	220	220	220	220	220	220	220.00	

Average Daily Agricultural Wages and Non Agricultural Wages (in Rs.) - 2020-21																	
State/District/Center	Labour Category	Labour Type	Gen	Jul	Aug	Sep	Oct	Nov	Dec	Jan	Feb	Mar	Apr	May	Jun	Annual Average	
Center: BERHAMPUR	SKILLED LABOUR	CARPENTER	M	800	800	800	800	800	800	800	800	800	800	800	800	800.00	
		BLACKSMITH	M	400	500	500	500	500	500	500	500	500	500	500	500	491.67	
		COBBLER	M	500	400	400	400	400	400	400	400	400	400	400	600	600	441.67
	FIELD LABOUR	PLOUGHMAN	M	600	600	600	600	600	600	600	600	600	600	600	600	600	600.00
			W	400	400	400	400	400	400	400	400	400	400	400	400	400	400.00
		SOWER	M	500	500	500	500	500	500	500	500	500	500	500	500	500	500.00
			W	400	400	400	400	400	400	400	400	400	400	400	400	400	400.00
		WEEDER	M	300	300	300	300	300	300	300	300	300	300	300	300	300	300.00
			W	250	250	250	250	250	250	250	250	250	250	250	250	250	250.00
		REAPER & HARVESTER	M	500	500	500	500	500	500	500	500	500	500	500	500	500	500.00
	W		350	350	350	350	350	350	350	350	350	350	350	350	350	350.00	
	OTHER AGRICULTURAL LABOUR	OTHER AGRICULTURAL LABOUR	M	408	408	408	408	408	408	408	408	408	408	408	408	425	409.42
			W	308	308	308	308	308	308	308	308	308	308	308	317	333	310.83
	HERDSMAN	HERDSMAN	M	400	400	400	400	400	400	400	400	400	400	400	400	400	400.00
W			300	300	300	350	300	300	300	300	300	300	300	350	350	312.50	
Center: KODALA	SKILLED LABOUR	CARPENTER	M	650	650	650	650	650	650	650	650	650	650	650	650	650.00	
		BLACKSMITH	M	550	550	550	550	550	550	550	550	550	550	550	550	550.00	
		COBBLER	M	550	550	550	550	550	550	550	550	550	550	550	550	550.00	
	FIELD LABOUR	PLOUGHMAN	M	400	400	400	400	400	400	400	400	400	400	400	400	400	400.00
			W	300	300	300	300	300	300	300	300	300	300	300	350	350	308.33
		SOWER	M	400	400	400	400	400	400	400	400	400	400	400	400	400	400.00
			W	300	300	300	300	300	300	300	300	300	300	300	350	350	308.33
		WEEDER	M	400	400	400	400	400	400	400	400	400	400	400	400	400	400.00
			W	300	300	300	300	300	300	300	300	300	300	300	350	350	308.33
		REAPER & HARVESTER	M	350	350	350	350	350	350	350	350	350	350	350	350	400	400
	W		300	300	300	300	300	300	300	300	300	300	300	350	350	308.33	
	OTHER AGRICULTURAL LABOUR	OTHER AGRICULTURAL LABOUR	M	383	383	383	383	383	383	383	383	383	383	383	383	383	383.00
			W	308	308	308	308	308	308	308	308	308	308	308	317	317	309.50
	HERDSMAN	HERDSMAN	M	300	300	300	300	300	300	300	300	300	300	300	300	300	300.00
W			250	250	250	250	250	250	250	250	250	250	250	250	250	250.00	
Center: SORADA	SKILLED LABOUR	CARPENTER	M	500	500	500	500	500	500	500	500	500	500	500	500	500.00	
		BLACKSMITH	M	450	450	450	450	450	450	450	450	450	450	450	450	450.00	
		COBBLER	M	450	450	450	450	450	450	450	450	450	450	450	450	450.00	
	FIELD LABOUR	PLOUGHMAN	M	350	350	350	350	350	350	350	350	350	350	350	350	350	350.00
			W	250	250	250	250	250	250	250	250	250	250	250	250	250	250.00
		SOWER	M	300	300	300	300	300	300	300	300	300	300	300	300	300	300.00
			W	250	250	250	250	250	250	250	250	250	250	250	250	250	250.00
		WEEDER	M	300	300	300	300	300	300	300	300	300	300	300	300	300	300.00
			W	250	250	250	250	250	250	250	250	250	250	250	250	250	250.00
		REAPER & HARVESTER	M	300	300	300	300	300	300	300	300	300	300	300	300	300	300.00
	W		250	250	250	250	250	250	250	250	250	250	250	250	250	250.00	
	OTHER AGRICULTURAL LABOUR	OTHER AGRICULTURAL LABOUR	M	333	333	333	333	333	333	333	333	333	333	333	333	333	333.00
			W	262	262	270	270	270	270	270	270	270	270	270	270	270	268.67
	HERDSMAN	HERDSMAN	M	250	250	250	250	250	250	250	250	250	250	250	250	250	250.00
W			200	200	200	200	200	200	200	200	200	200	200	200	200	200.00	
District: Jagatsinghapur																	

Average Daily Agricultural Wages and Non Agricultural Wages (in Rs.) - 2020-21																	
State/District/Center	Labour Category	Labour Type	Gen	Jul	Aug	Sep	Oct	Nov	Dec	Jan	Feb	Mar	Apr	May	Jun	Annual Average	
Center: JAGATASINGHPUR	SKILLED LABOUR	CARPENTER	M	500	500	500	500	500	500	500	500	500	500	500	500	500.00	
		BLACKSMITH	M	500	500	500	500	500	500	500	500	500	500	500	500	500.00	
		COBBLER	M	500	500	500	500	500	500	500	500	500	500	500	500	500.00	
	FIELD LABOUR	PLOUGHMAN	M	350	350	350	350	350	350	350	350	350	350	350	350	350	350.00
			W	350	350	350	350	350	350	350	350	350	350	350	350	350.00	
		SOWER	M	350	350	350	350	350	350	350	350	350	350	350	350	350	350.00
			W	350	350	350	350	350	350	350	350	350	350	350	350	350.00	
		WEEDER	M	350	350	350	350	350	350	350	350	350	350	350	350	350	350.00
			W	350	350	350	350	350	350	350	350	350	350	350	350	350	350.00
	REAPER & HARVESTER	M	350	350	350	350	350	350	350	350	350	350	350	350	350	350.00	
		W	350	350	350	350	350	350	350	350	350	350	350	350	350	350.00	
	OTHER AGRICULTURAL LABOUR	OTHER AGRICULTURAL LABOUR	M	375	375	375	375	375	375	375	375	375	375	375	375	375	375.00
			W	350	350	350	350	350	350	350	350	350	350	350	350	350	350.00
	HERDSMAN	HERDSMAN	M	250	250	250	250	250	250	250	250	250	250	250	300	300	258.33
W			200	200	200	200	200	200	200	200	200	200	200	250	250	208.33	
Center: RAGHUNATHPUR	SKILLED LABOUR	CARPENTER	M	500	500	500	500	500	500	500	500	500	500	500	500	500.00	
		BLACKSMITH	M	350	450	450	450	450	450	500	500	500	500	500	500	466.67	
		COBBLER	M	450	350	350	350	350	350	350	350	350	350	350	450	450	375.00
	FIELD LABOUR	PLOUGHMAN	M	300	300	300	300	300	300	300	300	300	300	300	300	300	300.00
			W	300	300	300	300	300	300	300	300	300	300	300	300	300	300.00
		SOWER	M	300	300	300	300	300	300	300	300	300	300	300	300	300	300.00
			W	300	300	300	300	300	300	300	300	300	300	300	300	300	300.00
		WEEDER	M	300	300	300	300	300	300	300	300	300	300	300	300	300	300.00
			W	300	300	300	300	300	300	300	300	300	300	300	300	300	300.00
	REAPER & HARVESTER	M	300	300	300	300	300	300	300	300	300	300	300	300	300	300.00	
		W	300	300	300	300	300	300	300	300	300	300	300	300	300	300.00	
	OTHER AGRICULTURAL LABOUR	OTHER AGRICULTURAL LABOUR	M	333	333	333	333	333	333	333	333	333	333	333	333	333	333.00
			W	308	308	308	308	308	308	308	308	308	308	308	308	308	308.00
	HERDSMAN	HERDSMAN	M	250	250	250	250	250	250	250	250	250	250	250	300	300	258.33
W			220	220	220	220	220	220	220	220	220	220	220	250	250	225.00	
District: Jajapur																	
Center: BINJHARPUR	SKILLED LABOUR	CARPENTER	M	450	450	450	450	450	450	450	450	450	450	450	450	450.00	
		BLACKSMITH	M	350	450	450	450	450	450	450	450	450	450	450	450	450	441.67
		COBBLER	M	450	350	350	350	350	350	350	350	350	350	350	350	350	358.33
	FIELD LABOUR	PLOUGHMAN	M	300	300	300	300	300	300	300	300	300	300	300	300	300	300.00
			W	250	250	250	250	250	250	250	250	250	250	250	250	250	250.00
		SOWER	M	300	300	300	300	300	300	300	300	300	300	300	300	300	300.00
			W	250	250	250	250	250	250	250	250	250	250	250	250	250	250.00
		WEEDER	M	300	300	300	300	300	300	300	300	300	300	300	300	300	300.00
			W	250	250	250	250	250	250	250	250	250	250	250	250	250	250.00
	REAPER & HARVESTER	M	300	300	300	300	300	300	300	300	300	300	300	300	300	300.00	
		W	250	250	250	250	250	250	250	250	250	250	250	250	250	250.00	
	OTHER AGRICULTURAL LABOUR	OTHER AGRICULTURAL LABOUR	M	333	333	333	333	333	333	333	333	333	333	333	333	333	333.00
			W	267	267	267	267	267	267	267	267	267	267	267	275	275	268.33
	HERDSMAN	HERDSMAN	M	300	300	300	300	300	300	300	300	300	300	300	300	300	300.00
W			250	250	250	250	250	250	250	250	250	250	250	250	250	250.00	

Average Daily Agricultural Wages and Non Agricultural Wages (in Rs.) - 2020-21																		
State/District/Center	Labour Category	Labour Type	Gen	Jul	Aug	Sep	Oct	Nov	Dec	Jan	Feb	Mar	Apr	May	Jun	Annual Average		
Center: JAJPUR	SKILLED LABOUR	CARPENTER	M	450	450	450	450	450	450	450	450	450	450	450	450	450.00		
		BLACKSMITH	M	350	450	450	450	450	450	450	450	450	450	450	450	450	441.67	
		COBBLER	M	450	350	350	350	350	350	350	350	350	350	350	350	350	358.33	
	FIELD LABOUR	PLOUGHMAN	M	300	300	300	300	300	300	300	300	300	300	300	300	300	300.00	
			W	300	300	300	300	300	300	300	300	300	300	300	300	300	300.00	
		SOWER	M	300	300	300	300	300	300	300	300	300	300	300	300	300	300	300.00
			W	300	300	300	300	300	300	300	300	300	300	300	300	300	300.00	
		WEEDER	M	300	300	300	300	300	300	300	300	300	300	300	300	300	300	300.00
			W	250	250	250	250	250	250	250	250	250	250	250	250	250	250	250.00
		REAPER & HARVESTER	M	300	300	300	300	300	300	300	300	300	300	300	300	300	300	300.00
	W		250	250	250	250	250	250	250	250	250	250	250	250	250	250	250.00	
	OTHER AGRICULTURAL LABOUR	OTHER AGRICULTURAL LABOUR	M	333	333	333	333	333	333	333	333	333	333	333	333	333	333.00	
			W	253	253	253	253	267	267	267	267	267	267	267	267	267	262.33	
	HERDSMAN	HERDSMAN	M	300	300	300	300	300	300	300	300	300	300	300	300	300	300.00	
W			250	250	250	250	250	250	250	250	250	250	250	250	250	250.00		
District: Jharsuguda																		
Center: JHARSUGUDA	SKILLED LABOUR	CARPENTER	M	450	450	500	500	500	500	500	500	500	500	500	500	500	491.67	
		BLACKSMITH	M	400	400	400	400	400	400	400	400	400	400	400	400	400	400.00	
		COBBLER	M	350	350	400	400	400	400	400	400	400	400	400	400	400	391.67	
	FIELD LABOUR	PLOUGHMAN	M	300	300	300	300	300	300	300	300	300	300	300	300	300	300.00	
			W	250	250	250	250	250	250	250	250	250	250	250	250	250	250.00	
		SOWER	M	300	300	300	300	300	300	300	300	300	300	300	300	300	300.00	
			W	250	250	250	250	250	250	250	250	250	250	250	250	250	250.00	
		WEEDER	M	300	300	300	300	300	300	300	300	300	300	300	300	300	300.00	
			W	250	250	250	250	250	250	250	250	250	250	250	250	250	250.00	
		REAPER & HARVESTER	M	300	300	300	300	300	300	300	300	300	300	300	300	300	300.00	
	W		250	250	250	250	250	250	250	250	250	250	250	250	250	250.00		
	OTHER AGRICULTURAL LABOUR	OTHER AGRICULTURAL LABOUR	M	333	333	333	333	333	333	333	333	333	333	333	333	333	333.00	
			W	267	267	283	283	283	283	283	283	283	283	283	283	283	280.33	
	HERDSMAN	HERDSMAN	M	300	300	300	300	300	300	300	300	300	300	300	300	300	300.00	
W			250	250	250	250	250	250	250	250	250	250	250	250	250	250.00		
Center: LAKHANPUR	SKILLED LABOUR	CARPENTER	M	480	480	500	500	500	500	500	500	500	500	500	500	500	496.67	
		BLACKSMITH	M	450	450	450	450	450	450	450	450	450	450	450	450	450	450.00	
		COBBLER	M	450	450	450	450	450	450	450	450	450	450	450	450	450	450.00	
	FIELD LABOUR	PLOUGHMAN	M	300	300	300	300	300	300	300	300	300	300	300	300	300	300.00	
			W	300	300	300	300	300	300	300	300	300	300	300	300	300	300.00	
		SOWER	M	300	300	300	300	300	300	300	300	300	300	300	300	300	300.00	
			W	300	300	300	300	300	300	300	300	300	300	300	300	300	300.00	
		WEEDER	M	300	300	300	300	300	300	300	300	300	300	300	300	300	300.00	
			W	250	250	250	250	250	250	250	250	250	250	250	250	250	250.00	
		REAPER & HARVESTER	M	300	300	300	300	300	300	300	300	300	300	300	300	300	300.00	
	W		250	250	250	250	250	250	250	250	250	250	250	250	250	250.00		
	OTHER AGRICULTURAL LABOUR	OTHER AGRICULTURAL LABOUR	M	325	333	333	333	333	333	333	333	333	333	333	333	333	332.33	
			W	258	267	283	283	283	283	283	283	283	283	283	283	283	279.58	
	HERDSMAN	HERDSMAN	M	300	300	300	300	300	300	300	300	300	300	300	300	300	300.00	
W			250	250	250	250	250	250	250	250	250	250	250	250	250	250.00		
District: Kalahandi																		

Average Daily Agricultural Wages and Non Agricultural Wages (in Rs.) - 2020-21																		
State/District/Center	Labour Category	Labour Type	Gen	Jul	Aug	Sep	Oct	Nov	Dec	Jan	Feb	Mar	Apr	May	Jun	Annual Average		
Center: BHAWANIPATNA	SKILLED LABOUR	CARPENTER	M	500	500	500	500	500	500	500	500	500	500	500	500	500.00		
		BLACKSMITH	M	380	380	380	380	380	380	380	380	380	380	380	500	500	400.00	
		COBBLER	M	300	300	300	300	300	300	300	300	300	300	300	500	500	333.33	
	FIELD LABOUR	PLOUGHMAN	M	400	400	400	400	400	400	400	400	400	400	400	400	400	400.00	
			SOWER	M	400	400	400	400	400	400	400	400	400	400	400	400	400	400.00
			W	300	300	300	300	300	300	300	300	300	300	300	300	350	304.17	
		WEEDER	M	300	300	300	300	300	300	300	300	300	300	300	300	300	300	300.00
			W	250	250	250	250	250	250	250	250	250	250	250	250	250	250	250.00
		REAPER & HARVESTER	M	300	300	300	300	300	300	300	300	300	300	300	300	300	300	300.00
		W	250	250	250	250	250	250	250	250	250	250	250	250	250	250	250.00	
	OTHER AGRICULTURAL LABOUR	OTHER AGRICULTURAL LABOUR	M	325	325	325	325	325	325	325	325	325	325	325	325	325	325	325.00
			W	267	267	267	267	267	267	267	267	267	267	267	267	267	267	267.00
	HERDSMAN	HERDSMAN	M	300	300	300	300	300	300	300	300	300	300	300	300	300	300	300.00
			W	250	250	250	250	250	250	250	250	250	250	250	250	250	250	250.00
Center: JAIPATANA	SKILLED LABOUR	CARPENTER	M	500	500	500	500	500	500	500	500	500	500	500	500	500	500.00	
		BLACKSMITH	M	400	400	400	400	400	400	400	400	400	400	400	450	450	408.33	
		COBBLER	M	450	450	450	450	450	450	450	450	450	450	450	450	450	450.00	
	FIELD LABOUR	PLOUGHMAN	M	300	300	300	300	300	300	300	300	300	300	300	300	300	300.00	
			SOWER	M	250	250	250	250	250	250	250	250	250	250	250	250	250	250.00
			W	220	220	220	220	220	220	220	220	220	220	220	220	220	220.00	
		WEEDER	M	250	250	250	250	250	250	250	250	250	250	250	250	250	250	250.00
			W	220	220	220	220	220	220	220	220	220	220	220	220	220	220	220.00
		REAPER & HARVESTER	M	300	300	300	300	300	300	300	300	300	300	300	300	300	300	300.00
		W	250	250	250	250	250	250	250	250	250	250	250	250	250	250	250.00	
	OTHER AGRICULTURAL LABOUR	OTHER AGRICULTURAL LABOUR	M	317	317	317	317	317	317	317	317	317	317	317	317	317	317	317.00
			W	287	287	287	287	287	287	287	287	287	287	287	287	287	287	287.00
	HERDSMAN	HERDSMAN	M	250	250	250	250	250	250	250	250	250	250	250	250	250	250	250.00
			W	220	220	220	220	220	220	220	220	220	220	220	220	220	220	220.00
Center: M. RAMPUR	SKILLED LABOUR	CARPENTER	M	480	480	480	480	480	480	480	480	480	480	480	480	480	480.00	
		BLACKSMITH	M	400	400	450	450	450	450	450	450	450	450	450	450	450	450	441.67
		COBBLER	M	300	300	300	300	500	500	500	500	500	500	500	500	500	500	433.33
	FIELD LABOUR	PLOUGHMAN	M	400	400	400	400	400	400	400	400	400	400	400	400	400	400	400.00
			SOWER	M	400	400	400	400	400	400	400	400	400	400	400	400	400	400.00
			W	300	300	300	300	300	300	300	300	300	300	300	300	300	300.00	
		WEEDER	M	300	300	300	300	300	300	300	300	300	300	300	300	300	300	300.00
			W	250	250	250	250	250	250	250	250	250	250	250	250	250	250	250.00
		REAPER & HARVESTER	M	300	300	300	300	300	300	300	300	300	300	300	300	300	300	300.00
		W	250	250	250	250	250	250	250	250	250	250	250	250	250	250	250.00	
	OTHER AGRICULTURAL LABOUR	OTHER AGRICULTURAL LABOUR	M	373	373	373	373	373	373	373	373	373	373	373	373	373	373	373.00
			W	290	290	290	290	290	290	290	290	290	290	290	290	290	290	290.00
	HERDSMAN	HERDSMAN	M	250	250	250	250	250	250	250	250	250	250	250	250	250	250	250.00
			W	220	220	220	220	220	220	220	220	220	220	220	220	220	220	220.00

Average Daily Agricultural Wages and Non Agricultural Wages (in Rs.) - 2020-21																	
State/District/Center	Labour Category	Labour Type	Gen	Jul	Aug	Sep	Oct	Nov	Dec	Jan	Feb	Mar	Apr	May	Jun	Annual Average	
Center: Th. RAMPUR	SKILLED LABOUR	CARPENTER	M	500	500	500	500	500	500	500	500	500	500	500	500	500.00	
		BLACKSMITH	M	400	400	400	450	450	450	450	450	450	450	450	450	450	437.50
		COBBLER	M	400	400	400	450	450	450	450	450	450	450	450	450	450	437.50
	FIELD LABOUR	PLOUGHMAN	M	250	250	250	250	250	250	250	250	250	250	250	250	250	250.00
			W	250	250	250	250	250	250	250	250	250	250	250	250	250	250.00
		SOWER	M	250	250	250	250	250	250	250	250	250	250	250	250	250	250.00
			W	250	250	250	250	250	250	250	250	250	250	250	250	250	250.00
		WEEDER	M	250	250	250	250	250	250	250	250	250	250	250	250	250	250.00
			W	250	250	250	250	250	250	250	250	250	250	250	250	250	250.00
	REAPER & HARVESTER	M	250	250	250	250	250	250	250	250	250	250	250	250	250	250.00	
		W	250	250	250	250	250	250	250	250	250	250	250	250	250	250.00	
	OTHER AGRICULTURAL LABOUR	OTHER AGRICULTURAL LABOUR	M	312	312	312	312	312	312	312	320	320	320	320	320	320	316.00
			W	270	270	270	270	270	270	270	287	287	287	287	287	287	278.50
	HERDSMAN	HERDSMAN	M	250	250	250	250	250	250	250	250	250	250	250	250	250	250.00
W			220	220	220	220	220	220	220	220	220	220	220	220	220	220.00	
District: Kandhamal																	
Center: BALIGUDA	SKILLED LABOUR	CARPENTER	M	500	500	500	500	500	500	500	500	500	500	500	500	500.00	
		BLACKSMITH	M	400	400	400	400	400	400	400	400	400	400	400	400	400.00	
		COBBLER	M	400	400	400	400	400	400	400	400	400	400	400	400	400.00	
	FIELD LABOUR	PLOUGHMAN	M	400	400	400	400	400	400	400	400	400	400	400	400	400	400.00
			W	300	300	350	350	350	350	350	350	350	350	350	350	350	341.67
		SOWER	M	400	400	400	400	400	400	400	400	400	400	400	400	400	400.00
			W	300	300	350	350	350	350	350	350	350	350	350	350	350	341.67
		WEEDER	M	400	400	400	400	400	400	400	400	400	400	400	400	400	400.00
			W	300	300	350	350	350	350	350	350	350	350	350	350	350	341.67
	REAPER & HARVESTER	M	400	400	400	400	400	400	400	400	400	400	400	400	400	400.00	
		W	300	300	350	350	350	350	350	350	350	350	350	350	350	341.67	
	OTHER AGRICULTURAL LABOUR	OTHER AGRICULTURAL LABOUR	M	433	433	433	433	433	433	433	433	433	433	433	433	433	433.00
			W	300	300	350	350	350	350	350	350	350	350	350	350	350	341.67
	HERDSMAN	HERDSMAN	M	300	300	300	300	300	300	300	300	300	300	300	300	350	304.17
W			300	300	300	300	300	300	300	300	300	300	300	300	300	300.00	
Center: G.UDAYAGIRI	SKILLED LABOUR	CARPENTER	M	450	500	500	500	500	500	500	500	500	500	500	500	495.83	
		BLACKSMITH	M	400	400	400	400	400	400	400	400	500	500	500	500	433.33	
		COBBLER	M	400	400	400	400	400	400	400	400	500	500	500	500	433.33	
	FIELD LABOUR	PLOUGHMAN	M	250	250	250	250	250	250	250	250	300	300	300	350	270.83	
			W	220	220	220	220	220	220	220	220	250	250	250	300	234.17	
		SOWER	M	250	250	250	250	250	250	250	250	300	300	300	350	270.83	
			W	220	220	220	220	220	220	220	220	250	250	250	300	234.17	
		WEEDER	M	250	250	250	250	250	250	250	250	300	300	300	350	270.83	
			W	220	220	220	220	220	220	220	220	250	250	250	300	234.17	
	REAPER & HARVESTER	M	250	250	250	250	250	250	250	250	300	300	300	350	270.83		
		W	220	220	220	220	220	220	220	220	250	250	250	300	234.17		
	OTHER AGRICULTURAL LABOUR	OTHER AGRICULTURAL LABOUR	M	308	308	308	308	308	308	308	308	358	358	358	383	326.75	
			W	252	252	252	252	252	252	252	252	292	292	292	317	267.42	
	HERDSMAN	HERDSMAN	M	250	250	250	250	250	250	250	250	250	250	250	250	250.00	
W			220	220	220	220	220	220	220	220	220	220	220	220	220.00		

Average Daily Agricultural Wages and Non Agricultural Wages (in Rs.) - 2020-21

State/District/Center	Labour Category	Labour Type	Gen	Jul	Aug	Sep	Oct	Nov	Dec	Jan	Feb	Mar	Apr	May	Jun	Annual Average		
Center: KOTAGARIH	SKILLED LABOUR	CARPENTER	M	600	600	600	600	600	600	600	600	600	600	600	600	600.00		
		BLACKSMITH	M	400	400	400	400	400	400	400	400	400	400	450	450	500	416.67	
		COBBLER	M	530	530	530	530	530	530	530	530	530	530	530	530	530	530.00	
	FIELD LABOUR	PLOUGHMAN	M	300	300	300	300	300	300	300	300	300	300	300	300	350	304.17	
			SOWER	M	250	250	250	250	250	250	300	300	300	300	350	350	350	291.67
			W	220	220	220	220	220	220	250	250	250	250	300	300	350	254.17	
		WEEDER	M	250	250	250	250	250	250	250	300	300	300	300	350	350	350	291.67
			W	220	220	220	220	220	220	220	250	250	250	250	300	300	350	254.17
		REAPER & HARVESTER	M	300	300	300	300	300	300	300	300	300	300	300	350	350	350	312.50
		W	250	250	250	250	250	250	250	250	250	250	250	300	300	350	266.67	
	OTHER AGRICULTURAL LABOUR	OTHER AGRICULTURAL LABOUR	M	333	333	333	333	333	333	333	333	333	333	333	375	375	375	343.50
			W	258	258	258	258	258	258	258	258	258	258	258	308	308	350	274.00
	HERDSMAN	HERDSMAN	M	300	300	300	300	300	300	300	300	300	300	300	350	350	350	312.50
			W	250	250	250	250	250	250	250	250	250	250	250	300	300	350	266.67
Center: PITABARI	SKILLED LABOUR	CARPENTER	M	600	600	600	600	600	600	600	600	600	600	600	600	600	600.00	
		BLACKSMITH	M	500	500	500	500	500	500	500	500	500	500	500	500	500	500.00	
		COBBLER	M	500	500	500	500	500	500	500	500	500	500	500	500	500	500.00	
	FIELD LABOUR	PLOUGHMAN	M	300	300	300	300	300	300	300	300	300	300	300	300	300	300.00	
			SOWER	M	300	300	300	300	300	300	300	300	300	300	300	300	300	300.00
			W	250	250	250	250	250	250	250	250	250	250	250	250	250	250.00	
		WEEDER	M	300	300	300	300	300	300	300	300	300	300	300	300	300	300	300.00
			W	250	250	250	250	250	250	250	250	250	250	250	250	250	250	250.00
		REAPER & HARVESTER	M	300	300	300	300	300	300	300	300	300	300	300	300	300	300	300.00
		W	250	260	260	260	260	260	260	260	260	260	260	260	260	260	259.17	
	OTHER AGRICULTURAL LABOUR	OTHER AGRICULTURAL LABOUR	M	317	317	317	317	317	417	417	417	417	417	417	417	417	417	383.67
			W	257	257	257	257	257	325	325	325	325	325	325	325	325	325	302.33
	HERDSMAN	HERDSMAN	M	250	250	250	250	250	350	350	350	350	350	350	350	350	350	316.67
			W	220	220	220	220	220	280	280	280	280	280	280	280	280	280	260.00
District: Kendrapara																		
Center: KENDRAPARA	SKILLED LABOUR	CARPENTER	M	500	500	500	500	500	500	500	500	500	500	500	500	500	500.00	
		BLACKSMITH	M	400	450	450	450	450	450	450	450	450	450	450	450	450	445.83	
		COBBLER	M	450	400	400	400	400	400	400	400	400	400	400	400	400	404.17	
	FIELD LABOUR	PLOUGHMAN	M	350	350	350	350	350	350	350	350	350	350	350	350	400	400	358.33
			SOWER	M	300	300	300	300	300	300	300	300	300	300	300	400	400	316.67
			W	250	250	250	250	250	250	250	250	250	250	250	350	350	266.67	
		WEEDER	M	350	350	350	350	350	350	350	350	350	350	350	350	400	400	358.33
			W	300	300	300	300	300	300	300	300	300	300	300	300	350	350	308.33
		REAPER & HARVESTER	M	350	350	350	350	350	350	350	350	350	350	350	350	400	400	358.33
		W	300	300	300	300	300	300	300	300	300	300	300	300	350	350	308.33	
	OTHER AGRICULTURAL LABOUR	OTHER AGRICULTURAL LABOUR	M	375	375	375	375	375	375	375	375	375	375	375	375	425	425	383.33
			W	308	308	308	308	308	308	308	308	308	308	308	308	367	367	317.83
	HERDSMAN	HERDSMAN	M	300	300	300	300	300	300	300	300	300	300	300	300	350	350	308.33
			W	280	280	280	208	280	280	280	280	280	280	280	280	300	300	277.33

Average Daily Agricultural Wages and Non Agricultural Wages (in Rs.) - 2020-21																	
State/District/Center	Labour Category	Labour Type	Gen	Jul	Aug	Sep	Oct	Nov	Dec	Jan	Feb	Mar	Apr	May	Jun	Annual Average	
Center: MAHAKALAPARA	SKILLED LABOUR	CARPENTER	M	500	500	500	500	500	500	500	500	500	500	600	600	516.67	
		BLACKSMITH	M	400	500	500	500	500	500	500	500	500	500	500	500	500	491.67
		COBBLER	M	500	400	400	400	400	400	400	400	400	400	400	500	500	425.00
	FIELD LABOUR	PLOUGHMAN	M	400	400	400	400	400	400	400	400	450	450	450	500	500	429.17
			W	350	350	350	350	350	350	350	350	350	350	350	400	400	358.33
		SOWER	M	400	400	400	400	400	400	400	400	400	400	400	450	450	408.33
			W	350	350	350	350	350	350	350	350	350	350	350	400	400	358.33
		WEEDER	M	400	400	400	400	400	400	400	400	400	400	400	450	450	408.33
			W	350	350	350	350	350	350	350	350	350	350	350	400	400	358.33
	REAPER & HARVESTER	M	500	500	500	500	500	500	500	500	500	500	500	550	550	508.33	
		W	400	400	400	400	400	400	400	400	400	400	400	400	400	400	400.00
	OTHER AGRICULTURAL LABOUR	OTHER AGRICULTURAL LABOUR	M	425	425	425	425	425	425	425	425	425	433	433	500	500	438.83
			W	342	342	342	350	350	350	350	350	350	358	367	417	417	361.25
	HERDSMAN	HERDSMAN	M	350	350	350	350	350	350	350	350	400	400	400	450	450	379.17
W			300	300	300	300	300	300	300	300	350	350	350	400	400	329.17	
District: Kendujhar																	
Center: GHASIPURA	SKILLED LABOUR	CARPENTER	M	550	500	550	550	550	550	550	550	550	550	550	550	550	545.83
		BLACKSMITH	M	400	600	600	600	600	600	600	600	600	600	600	600	600	583.33
		COBBLER	M	600	400	400	400	400	400	400	400	400	400	400	400	400	416.67
	FIELD LABOUR	PLOUGHMAN	M	350	350	350	400	400	400	400	400	400	400	400	400	400	387.50
			W	300	300	300	350	350	350	350	350	350	350	350	350	350	337.50
		SOWER	M	350	350	350	400	400	400	400	400	400	400	400	400	400	387.50
			W	300	300	300	350	350	350	350	350	350	350	350	350	350	337.50
		WEEDER	M	350	350	350	400	400	400	400	400	400	400	400	400	400	387.50
			W	300	300	300	350	350	350	350	350	350	350	350	350	350	337.50
	REAPER & HARVESTER	M	350	350	350	460	460	460	460	460	460	460	460	460	460	460	432.50
		W	300	300	300	400	400	400	400	400	400	400	400	400	400	400	375.00
	OTHER AGRICULTURAL LABOUR	OTHER AGRICULTURAL LABOUR	M	392	392	392	457	457	457	457	457	457	457	457	457	457	440.75
			W	325	325	325	392	392	392	392	392	392	392	392	392	392	375.25
	HERDSMAN	HERDSMAN	M	300	300	300	300	300	300	300	-	300	300	300	300	300	300.00
W			250	250	250	250	250	250	250	-	250	250	250	250	250	250.00	
Center: GHATAGAON	SKILLED LABOUR	CARPENTER	M	500	500	500	500	500	500	500	500	500	500	500	500	500.00	
		BLACKSMITH	M	500	500	500	500	500	500	500	500	500	500	500	500	500.00	
		COBBLER	M	500	500	500	500	500	500	500	500	500	500	500	500	500.00	
	FIELD LABOUR	PLOUGHMAN	M	400	400	400	400	400	400	400	400	400	400	400	400	400	400.00
			W	300	300	300	300	300	300	300	300	300	300	300	300	300	300.00
		SOWER	M	400	400	400	400	400	400	400	400	400	400	400	400	400	400.00
			W	300	300	300	300	300	300	300	300	300	300	300	300	300	300.00
		WEEDER	M	300	300	300	300	300	300	300	300	300	300	300	300	300	300.00
			W	250	250	250	250	250	250	250	250	250	250	250	250	250	250.00
	REAPER & HARVESTER	M	400	400	400	400	400	400	400	400	400	400	400	400	400	400.00	
		W	300	300	300	300	300	300	300	300	300	300	300	300	300	300.00	
	OTHER AGRICULTURAL LABOUR	OTHER AGRICULTURAL LABOUR	M	400	400	400	400	400	400	400	400	400	400	400	400	400	400.00
			W	308	308	308	308	308	308	308	308	308	308	308	308	308	308.00
	HERDSMAN	HERDSMAN	M	300	300	300	300	300	300	300	300	300	300	300	300	300	300.00
W			200	200	200	250	250	250	250	250	250	250	250	250	250	237.50	

Average Daily Agricultural Wages and Non Agricultural Wages (in Rs.) - 2020-21																		
State/District/Center	Labour Category	Labour Type	Gen	Jul	Aug	Sep	Oct	Nov	Dec	Jan	Feb	Mar	Apr	May	Jun	Annual Average		
Center: KEONJHAR	SKILLED LABOUR	CARPENTER	M	500	500	500	500	500	500	500	500	500	500	500	500	500.00		
		BLACKSMITH	M	400	500	500	500	500	500	500	500	500	500	500	500	500	491.67	
		COBBLER	M	500	400	400	400	400	400	400	400	400	400	400	400	400	408.33	
	FIELD LABOUR	PLOUGHMAN	M	300	300	300	300	300	300	300	300	300	300	300	300	300	300.00	
			W	250	250	250	250	250	250	250	250	250	250	250	250	250	250.00	
		SOWER	M	300	300	300	300	300	300	300	300	300	300	300	300	300	300	300.00
			W	250	250	250	250	250	250	250	280	280	280	280	280	280	280	265.00
		WEEDER	M	300	300	300	300	300	300	300	300	300	300	300	300	300	300	300.00
			W	250	250	250	250	250	250	250	250	250	250	250	250	250	250	250.00
	REAPER & HARVESTER	M	300	300	300	300	300	300	300	300	300	300	300	300	300	300	300.00	
		W	250	250	250	250	250	250	250	250	250	250	250	250	250	250	250.00	
	OTHER AGRICULTURAL LABOUR	OTHER AGRICULTURAL LABOUR	M	333	333	333	342	342	350	350	350	350	350	350	350	350	350	344.42
			W	258	258	258	267	267	275	275	275	275	275	275	275	275	275	269.42
	HERDSMAN	HERDSMAN	M	250	250	250	250	250	250	250	250	250	250	250	250	250	250	250.00
W			250	250	250	250	250	250	250	250	250	250	250	250	250	250	250.00	
Center: REMULI	SKILLED LABOUR	CARPENTER	M	500	500	500	500	500	500	500	500	500	500	500	500	500	500.00	
		BLACKSMITH	M	400	400	400	400	400	400	400	400	400	400	400	400	500	408.33	
		COBBLER	M	400	400	400	400	400	400	400	400	400	400	400	400	500	408.33	
	FIELD LABOUR	PLOUGHMAN	M	250	250	250	250	250	300	300	300	300	400	400	400	400	304.17	
			W	200	220	220	220	220	250	250	250	250	350	350	350	350	260.83	
		SOWER	M	250	250	250	250	250	300	300	300	300	400	400	400	400	304.17	
			W	200	220	220	220	220	250	250	250	250	350	350	350	350	260.83	
		WEEDER	M	250	250	250	250	250	300	300	300	300	400	400	400	400	304.17	
			W	200	220	220	220	220	250	250	250	250	350	350	350	350	260.83	
	REAPER & HARVESTER	M	300	300	300	300	300	300	300	300	300	400	400	400	400	400	325.00	
		W	250	250	250	250	250	250	250	250	250	350	350	350	350	275.00		
	OTHER AGRICULTURAL LABOUR	OTHER AGRICULTURAL LABOUR	M	333	333	333	333	333	392	392	392	392	433	433	433	433	377.67	
			W	267	267	267	267	267	325	325	325	325	375	375	375	375	313.33	
	HERDSMAN	HERDSMAN	M	300	300	300	300	300	300	300	300	300	300	300	300	300	300.00	
W			250	250	250	250	250	250	250	250	250	250	300	300	300	258.33		
Center: SAHARAPADA	SKILLED LABOUR	CARPENTER	M	500	500	500	500	500	500	550	500	500	500	500	500	504.17		
		BLACKSMITH	M	350	400	400	400	400	400	600	400	400	400	400	400	400	412.50	
		COBBLER	M	400	350	350	350	350	350	400	350	350	400	400	400	400	370.83	
	FIELD LABOUR	PLOUGHMAN	M	300	300	300	300	300	300	400	300	300	400	400	400	400	333.33	
			W	250	250	250	250	250	250	350	250	250	300	300	300	300	270.83	
		SOWER	M	300	300	300	300	300	300	400	300	300	400	400	400	400	333.33	
			W	250	250	250	250	250	250	350	250	250	300	300	300	300	270.83	
		WEEDER	M	300	300	300	300	300	300	400	300	300	400	400	400	400	333.33	
			W	250	250	250	250	250	250	350	250	250	300	300	300	300	270.83	
	REAPER & HARVESTER	M	300	300	300	300	300	300	460	300	300	400	400	400	400	400	338.33	
		W	250	250	250	250	250	250	400	250	250	300	300	300	300	275.00		
	OTHER AGRICULTURAL LABOUR	OTHER AGRICULTURAL LABOUR	M	350	350	350	350	350	350	457	350	350	417	433	433	433	378.33	
			W	283	283	283	283	283	283	392	283	283	308	350	350	350	305.33	
	HERDSMAN	HERDSMAN	M	250	300	300	300	300	300	300	300	300	300	300	300	300	295.83	
W			200	200	200	250	250	250	250	250	250	250	250	250	250	237.50		

Average Daily Agricultural Wages and Non Agricultural Wages (in Rs.) - 2020-21																	
State/District/Center	Labour Category	Labour Type	Gen	Jul	Aug	Sep	Oct	Nov	Dec	Jan	Feb	Mar	Apr	May	Jun	Annual Average	
Center: TELKOI	SKILLED LABOUR	CARPENTER	M	500	500	500	500	500	500	500	500	500	500	500	500	500.00	
		BLACKSMITH	M	400	500	500	500	500	500	500	500	500	500	500	500	491.67	
		COBBLER	M	500	400	400	400	400	400	400	400	400	400	400	400	400	408.33
	FIELD LABOUR	PLOUGHMAN	M	300	300	300	300	300	300	300	300	350	300	300	300	300	304.17
			SOWER	M	250	250	250	250	250	250	250	250	250	250	250	250	250.00
		WEEDER	W	200	200	200	200	200	200	200	200	200	200	200	200	200	200.00
			M	300	300	300	300	300	300	300	300	300	300	300	300	300	300.00
		REAPER & HARVESTER	W	220	220	220	220	220	220	220	220	220	250	250	250	250	230.00
			M	300	300	300	300	300	300	300	300	300	300	300	300	300	300.00
		OTHER AGRICULTURAL LABOUR	OTHER AGRICULTURAL LABOUR	W	250	250	250	250	250	250	250	250	250	250	250	250	250
	M			333	333	333	333	333	333	333	333	333	333	333	333	333	333.00
	HERDSMAN	HERDSMAN	W	267	267	267	267	267	267	267	267	267	267	267	267	267	267.00
			M	250	250	250	250	250	250	250	250	250	250	250	250	250	250.00
	District: Khordha	HERDSMAN	HERDSMAN	W	225	225	225	225	225	225	225	225	225	225	225	225	225.00
M				250	250	250	250	250	250	250	250	250	250	250	250	250.00	
Center: NANDAPUR	SKILLED LABOUR	CARPENTER	M	600	600	600	600	600	600	600	600	600	600	600	600	600.00	
		BLACKSMITH	M	600	500	500	500	500	500	500	500	500	500	500	500	508.33	
		COBBLER	M	500	600	600	600	600	600	600	600	600	600	600	600	600	591.67
	FIELD LABOUR	PLOUGHMAN	M	500	500	500	500	500	500	500	500	500	500	550	550	550	512.50
			SOWER	M	450	450	500	500	500	500	500	500	500	550	500	550	500.00
		WEEDER	W	300	300	450	450	450	450	450	450	450	450	500	500	500	437.50
			M	500	500	500	500	500	500	500	500	500	500	500	500	500	500.00
		REAPER & HARVESTER	W	400	400	450	450	450	450	450	450	450	450	450	450	450	441.67
			M	500	500	500	500	500	500	500	500	500	500	500	500	500	500.00
		OTHER AGRICULTURAL LABOUR	OTHER AGRICULTURAL LABOUR	W	400	400	450	450	450	450	450	450	450	450	450	450	450
	M			517	517	517	517	517	517	517	517	517	517	517	517	517	517.00
	HERDSMAN	HERDSMAN	W	300	300	300	300	300	350	350	350	350	350	350	350	350	329.17
			M	350	350	350	350	350	400	400	400	400	400	400	400	400	379.17
	Center: NUAGAON	SKILLED LABOUR	CARPENTER	M	600	600	600	600	600	600	600	600	600	600	600	600	600.00
BLACKSMITH			M	500	500	500	500	500	500	500	500	500	500	500	500	500.00	
COBBLER			M	500	500	500	500	500	500	500	500	500	500	500	500	500.00	
FIELD LABOUR		PLOUGHMAN	M	550	550	550	550	550	550	550	550	550	550	550	550	550	550.00
			SOWER	M	550	550	550	550	550	550	550	550	550	500	550	550	545.83
		WEEDER	W	500	500	500	500	500	500	500	500	500	500	500	500	500	500.00
			M	500	500	500	500	500	500	500	500	500	500	500	500	500	500.00
		REAPER & HARVESTER	W	400	400	450	450	450	450	450	450	450	450	450	450	450	441.67
			M	500	500	500	500	500	500	500	500	500	500	500	500	500	500.00
		OTHER AGRICULTURAL LABOUR	OTHER AGRICULTURAL LABOUR	W	400	400	450	450	450	450	450	450	450	450	450	450	450
M				492	492	517	517	517	517	517	517	517	517	517	517	517	512.83
HERDSMAN		HERDSMAN	W	367	267	458	458	458	458	458	458	458	458	458	458	458	434.50
			M	500	500	500	500	500	500	500	500	500	500	500	500	500	500.00
HERDSMAN		HERDSMAN	W	300	300	450	450	450	450	450	450	450	450	450	450	450	425.00
	M		500	500	500	500	500	500	500	500	500	500	500	500	500	500.00	

Average Daily Agricultural Wages and Non Agricultural Wages (in Rs.) - 2020-21																	
State/District/Center	Labour Category	Labour Type	Gen	Jul	Aug	Sep	Oct	Nov	Dec	Jan	Feb	Mar	Apr	May	Jun	Annual Average	
Center: SISUPAL	SKILLED LABOUR	CARPENTER	M	700	700	700	700	700	700	700	700	700	700	700	700	700.00	
		BLACKSMITH	M	500	500	500	500	500	500	500	500	500	500	500	500	500.00	
		COBBLER	M	500	500	500	500	500	500	500	500	500	500	500	500	500.00	
	FIELD LABOUR	PLOUGHMAN	M	500	500	500	500	500	500	500	500	500	500	500	500	500	500.00
			SOWER	M	500	500	500	500	500	500	500	500	500	500	500	500	500.00
			W	400	400	450	450	450	450	450	450	450	450	450	450	450	441.67
		WEEDER	M	500	500	500	500	500	500	500	500	500	500	500	500	500	500.00
			W	400	400	450	450	450	450	450	450	450	450	450	450	450	441.67
		REAPER & HARVESTER	M	500	500	500	500	500	500	500	500	500	500	500	500	500	500.00
	W		400	400	450	450	450	450	450	450	450	450	450	450	450	441.67	
	OTHER AGRICULTURAL LABOUR	OTHER AGRICULTURAL LABOUR	M	525	525	525	525	525	525	525	525	525	525	550	550	550	531.25
			W	392	392	442	442	458	458	458	458	458	458	492	492	492	452.83
	HERDSMAN	HERDSMAN	M	500	500	500	500	500	500	500	500	500	500	500	500	500	500.00
			W	400	400	450	450	450	450	450	450	450	450	450	450	450	441.67
District: Koraput																	
Center: BORIGUMMA	SKILLED LABOUR	CARPENTER	M	660	660	660	660	660	660	660	660	660	660	660	660	660.00	
		BLACKSMITH	M	580	600	600	600	600	600	600	600	600	600	500	500	500	573.33
		COBBLER	M	600	580	580	580	580	580	580	580	580	580	580	580	580	581.67
	FIELD LABOUR	PLOUGHMAN	M	250	250	250	250	250	250	250	250	250	250	250	250	250	250.00
			SOWER	M	250	250	250	250	250	250	250	250	250	250	250	250	250.00
			W	220	220	220	220	220	220	220	220	220	220	220	220	220	220.00
		WEEDER	M	300	300	300	300	300	300	300	300	300	300	300	300	300	300.00
			W	220	220	220	220	220	220	220	220	220	220	220	220	220	220.00
		REAPER & HARVESTER	M	300	300	300	300	300	300	300	300	300	300	300	300	300	300.00
	W		250	250	250	250	250	250	250	250	250	250	250	250	250	250.00	
	OTHER AGRICULTURAL LABOUR	OTHER AGRICULTURAL LABOUR	M	345	345	345	345	345	345	345	345	345	345	328	328	328	340.75
			W	270	270	270	270	270	270	270	270	270	270	270	270	270	270.00
	HERDSMAN	HERDSMAN	M	250	250	250	250	250	250	250	250	250	250	250	250	250	250.00
			W	250	250	250	250	250	250	250	250	250	250	250	250	250	250.00
Center: LAMATAPUT	SKILLED LABOUR	CARPENTER	M	500	500	500	500	500	500	500	500	500	500	500	500	500.00	
		BLACKSMITH	M	400	500	500	500	500	500	500	500	500	500	500	500	491.67	
		COBBLER	M	500	400	400	400	400	400	400	400	400	400	400	400	400	408.33
	FIELD LABOUR	PLOUGHMAN	M	300	300	400	400	400	400	400	400	400	400	400	400	400	383.33
			SOWER	M	400	400	400	400	400	400	400	400	400	400	400	400	400.00
			W	300	300	300	300	300	300	300	300	300	300	300	300	300.00	
		WEEDER	M	400	400	400	400	400	400	400	400	400	400	400	400	400	400.00
			W	300	300	300	300	300	300	300	300	300	300	300	300	300	300.00
		REAPER & HARVESTER	M	400	400	400	500	500	500	500	500	500	500	500	400	400	458.33
	W		300	300	300	400	400	400	400	400	400	400	400	300	300	358.33	
	OTHER AGRICULTURAL LABOUR	OTHER AGRICULTURAL LABOUR	M	400	400	417	417	417	417	417	417	417	417	417	417	417	414.17
			W	308	308	325	333	333	333	333	333	333	333	333	333	333	328.17
	HERDSMAN	HERDSMAN	M	300	300	300	300	300	300	300	300	300	300	300	300	300	300.00
			W	250	250	250	250	300	300	300	300	300	300	300	300	300	283.33
District: Malkangiri																	

Average Daily Agricultural Wages and Non Agricultural Wages (in Rs.) - 2020-21																	
State/District/Center	Labour Category	Labour Type	Gen	Jul	Aug	Sep	Oct	Nov	Dec	Jan	Feb	Mar	Apr	May	Jun	Annual Average	
Center: MATHILI	SKILLED LABOUR	CARPENTER	M	500	500	500	500	500	500	500	500	500	500	500	500	500.00	
		BLACKSMITH	M	400	400	400	400	400	400	400	400	400	400	400	400	400.00	
		COBBLER	M	400	400	400	400	400	400	400	400	400	400	400	400	400.00	
	FIELD LABOUR	PLOUGHMAN	M	250	250	250	250	250	250	250	250	250	250	250	250	250	250.00
			W	200	220	200	200	200	200	200	200	200	200	200	200	200	201.67
		SOWER	M	250	250	250	250	250	250	250	250	250	250	250	250	250	250.00
			W	200	200	200	200	200	200	200	200	200	200	200	200	200	200.00
		WEEDER	M	250	250	250	250	250	250	250	250	250	250	250	250	250	250.00
			W	200	200	200	200	200	200	200	200	200	200	200	200	200	200.00
	REAPER & HARVESTER	M	300	300	300	300	300	300	300	300	300	300	300	300	300	300.00	
		W	250	250	250	250	250	250	250	250	250	250	250	250	250	250.00	
	OTHER AGRICULTURAL LABOUR	OTHER AGRICULTURAL LABOUR	M	317	317	317	317	317	317	317	317	317	317	317	317	317	317.00
			W	248	248	248	248	248	248	248	248	248	248	248	248	248	248.00
	HERDSMAN	HERDSMAN	M	250	250	250	250	250	250	250	250	250	250	250	250	250	250.00
W			220	220	220	220	220	220	220	220	220	220	220	220	220	220.00	
Center: SIKHAPALLI	SKILLED LABOUR	CARPENTER	M	500	500	500	500	500	500	500	500	500	500	500	500	500.00	
		BLACKSMITH	M	400	500	500	500	500	500	500	600	600	600	600	600	600	533.33
		COBBLER	M	500	400	400	400	400	400	400	400	400	400	400	400	400	408.33
	FIELD LABOUR	PLOUGHMAN	M	250	250	250	250	250	250	250	250	300	300	300	300	300	270.83
			W	220	220	220	220	220	220	220	220	250	250	250	250	250	232.50
		SOWER	M	250	250	250	250	250	250	250	250	300	300	300	300	300	270.83
			W	220	220	220	220	220	220	220	220	250	250	250	250	250	232.50
		WEEDER	M	300	300	300	300	300	300	300	300	300	300	300	300	300	300.00
			W	220	220	220	220	220	220	220	220	250	250	250	250	250	232.50
	REAPER & HARVESTER	M	300	300	300	300	300	300	300	300	300	300	300	300	300	300.00	
		W	250	250	250	250	250	250	250	250	250	250	250	250	250	250.00	
	OTHER AGRICULTURAL LABOUR	OTHER AGRICULTURAL LABOUR	M	317	317	317	317	317	317	317	317	317	317	317	317	317	317.00
			W	257	265	265	265	265	265	265	265	265	265	265	265	265	264.33
	HERDSMAN	HERDSMAN	M	250	250	250	250	250	250	250	250	250	250	250	250	250	250.00
W			200	200	200	200	200	200	200	200	200	200	200	200	200	200.00	
District: Mayurbhanj																	
Center: INDUKHOLI	SKILLED LABOUR	CARPENTER	M	450	450	450	450	450	450	450	450	450	450	450	450	450.00	
		BLACKSMITH	M	350	400	400	400	400	400	400	400	400	400	450	450	450	408.33
		COBBLER	M	400	350	350	350	350	400	400	400	400	400	400	450	450	387.50
	FIELD LABOUR	PLOUGHMAN	M	350	350	350	350	350	350	350	350	350	350	350	350	350	350.00
			W	250	250	250	250	300	300	300	300	300	300	300	300	300	283.33
		SOWER	M	300	300	300	300	350	350	350	350	350	350	350	350	350	333.33
			W	250	250	250	250	250	300	300	300	300	300	300	300	300	283.33
		WEEDER	M	300	300	300	300	350	350	350	350	350	350	350	350	350	333.33
			W	250	250	250	250	250	300	300	300	300	300	300	300	300	279.17
	REAPER & HARVESTER	M	300	300	300	300	350	350	350	350	350	350	350	350	350	333.33	
		W	230	240	250	250	250	300	300	300	300	300	300	300	300	300	276.67
	OTHER AGRICULTURAL LABOUR	OTHER AGRICULTURAL LABOUR	M	345	345	345	345	383	383	383	383	383	383	383	383	383	370.33
			W	285	285	288	288	288	313	322	322	322	322	322	322	322	306.58
	HERDSMAN	HERDSMAN	M	250	250	250	250	300	300	300	300	300	300	300	300	300	283.33
W			220	220	220	220	220	220	250	250	280	280	280	280	280	245.00	

Average Daily Agricultural Wages and Non Agricultural Wages (in Rs.) - 2020-21																		
State/District/Center	Labour Category	Labour Type	Gen	Jul	Aug	Sep	Oct	Nov	Dec	Jan	Feb	Mar	Apr	May	Jun	Annual Average		
Center: PATHURI	SKILLED LABOUR	CARPENTER	M	450	450	450	450	450	500	500	500	500	500	500	500	479.17		
		BLACKSMITH	M	350	400	400	400	400	500	500	500	500	500	500	500	500	454.17	
		COBBLER	M	400	350	350	350	350	400	450	450	450	450	450	450	450	408.33	
	FIELD LABOUR	PLOUGHMAN	M	250	250	250	250	300	300	350	350	350	350	350	350	350	308.33	
			SOWER	M	250	250	250	250	300	300	350	350	350	350	350	350	350	308.33
			W	220	220	220	220	250	250	250	250	300	300	300	300	300	256.67	
		WEEDER	M	250	250	250	250	300	300	350	350	350	350	350	350	350	350	308.33
			W	220	220	220	220	250	250	250	250	300	300	300	300	300	300	256.67
		REAPER & HARVESTER	M	300	300	300	300	300	300	300	350	350	350	350	350	350	350	325.00
	W		250	250	250	250	250	250	250	250	250	300	300	300	300	300	266.67	
	OTHER AGRICULTURAL LABOUR	OTHER AGRICULTURAL LABOUR	M	337	337	337	337	353	353	383	383	383	383	383	383	383	362.67	
			W	268	268	268	268	278	287	287	287	317	317	317	317	317	289.92	
	HERDSMAN	HERDSMAN	M	250	250	250	250	300	300	300	300	300	300	300	300	300	283.33	
			W	230	230	230	230	230	230	230	230	230	250	250	250	250	236.67	
Center: PINGU	SKILLED LABOUR	CARPENTER	M	450	450	450	450	450	450	450	450	450	450	450	450	450.00		
		BLACKSMITH	M	360	400	400	400	400	400	400	400	400	400	400	400	400	396.67	
		COBBLER	M	400	360	360	360	360	360	360	360	360	360	360	360	360	363.33	
	FIELD LABOUR	PLOUGHMAN	M	300	300	300	300	350	350	350	350	350	350	350	350	350	333.33	
			SOWER	M	250	250	250	250	350	350	350	350	350	350	350	350	350	316.67
			W	200	200	200	200	250	250	250	250	250	250	250	250	250	233.33	
		WEEDER	M	250	250	250	250	350	350	350	350	350	350	350	350	350	350	316.67
			W	200	200	200	200	250	250	250	250	250	250	250	250	250	250	233.33
		REAPER & HARVESTER	M	300	300	300	300	350	350	350	350	350	350	350	350	350	350	333.33
	W		250	250	250	250	250	250	250	250	250	250	250	250	250	250	250.00	
	OTHER AGRICULTURAL LABOUR	OTHER AGRICULTURAL LABOUR	M	325	350	350	350	367	367	375	375	375	375	375	375	375	375	363.25
			W	275	300	300	300	308	308	308	308	308	325	325	325	325	325	308.92
	HERDSMAN	HERDSMAN	M	250	250	250	250	300	300	300	300	300	300	300	300	300	283.33	
			W	220	220	220	220	220	220	220	220	220	250	250	250	250	230.00	
Center: PRATAPPUR	SKILLED LABOUR	CARPENTER	M	450	450	450	450	450	450	450	450	450	450	450	450	450.00		
		BLACKSMITH	M	350	400	400	400	400	400	400	400	400	400	400	400	400	395.83	
		COBBLER	M	400	350	350	350	350	350	350	350	350	350	350	350	350	354.17	
	FIELD LABOUR	PLOUGHMAN	M	300	300	300	300	350	350	350	350	350	350	350	350	350	333.33	
			SOWER	M	300	300	300	300	350	350	350	350	350	350	350	350	350	333.33
			W	250	250	250	250	250	250	250	250	250	250	250	250	250	250.00	
		WEEDER	M	250	250	250	250	350	350	350	350	350	350	350	350	350	350	316.67
			W	200	200	200	200	250	250	250	250	250	250	250	250	250	250	233.33
		REAPER & HARVESTER	M	300	300	300	300	350	350	350	350	350	350	350	350	350	350	333.33
	W		220	220	220	220	250	250	250	250	250	250	250	250	250	250	240.00	
	OTHER AGRICULTURAL LABOUR	OTHER AGRICULTURAL LABOUR	M	330	330	330	330	375	375	375	375	375	375	375	375	375	360.00	
			W	253	253	262	262	262	262	262	262	262	262	262	262	262	262	260.50
	HERDSMAN	HERDSMAN	M	260	260	260	260	350	350	350	350	350	350	350	350	350	320.00	
			W	220	220	220	220	220	220	220	220	220	220	220	220	220	220.00	

Average Daily Agricultural Wages and Non Agricultural Wages (in Rs.) - 2020-21

State/District/Center	Labour Category	Labour Type	Gen	Jul	Aug	Sep	Oct	Nov	Dec	Jan	Feb	Mar	Apr	May	Jun	Annual Average		
Center: RANGAMATIA	SKILLED LABOUR	CARPENTER	M	450	450	450	450	450	450	500	500	500	500	500	500	475.00		
		BLACKSMITH	M	320	380	380	380	380	380	400	500	400	400	400	400	400	393.33	
		COBBLER	M	380	320	320	320	320	320	400	450	400	400	400	400	400	369.17	
	FIELD LABOUR	PLOUGHMAN	M	300	300	300	300	350	350	450	350	450	450	450	450	450	375.00	
			W	300	300	300	300	350	350	350	350	350	350	350	350	350	333.33	
		SOWER	M	300	300	300	300	350	350	350	350	350	350	350	350	350	350	333.33
			W	200	200	200	200	300	300	300	300	300	300	300	300	300	300	266.67
		WEEDER	M	300	300	300	300	350	350	350	350	350	350	350	350	350	350	333.33
			W	220	220	220	220	220	220	220	300	300	300	300	300	300	300	260.00
	REAPER & HARVESTER	M	350	350	350	350	350	350	350	350	350	350	350	350	350	350	350.00	
		W	220	220	220	220	220	220	220	300	300	300	300	300	300	300	260.00	
	OTHER AGRICULTURAL LABOUR	OTHER AGRICULTURAL LABOUR	M	375	375	375	375	383	383	383	383	383	383	383	383	383	380.33	
			W	248	248	252	252	255	255	317	317	317	317	317	317	317	284.33	
	HERDSMAN	HERDSMAN	M	300	300	300	300	300	300	350	350	350	350	350	350	350	325.00	
			W	200	200	200	200	200	200	300	300	300	300	300	300	300	250.00	
Center: SARADHA	SKILLED LABOUR	CARPENTER	M	450	450	450	450	450	450	450	450	450	450	450	450	450.00		
		BLACKSMITH	M	360	420	420	420	420	420	420	420	420	420	420	420	420	415.00	
		COBBLER	M	420	360	360	360	360	360	360	360	360	360	360	360	360	365.00	
	FIELD LABOUR	PLOUGHMAN	M	350	350	350	350	350	350	350	350	350	350	350	350	350	350.00	
			W	250	300	300	300	350	350	350	350	350	350	350	350	350	329.17	
		SOWER	M	250	300	300	300	350	350	350	350	350	350	350	350	350	350	329.17
			W	220	250	250	250	250	250	250	250	250	250	250	250	250	250	247.50
		WEEDER	M	250	300	300	300	350	350	350	350	350	350	350	350	350	350	329.17
			W	220	250	250	250	250	250	250	250	250	300	300	300	300	300	264.17
	REAPER & HARVESTER	M	300	300	300	300	350	350	350	350	350	350	350	350	350	350	333.33	
		W	250	250	250	250	300	300	300	300	300	300	300	300	300	300	283.33	
	OTHER AGRICULTURAL LABOUR	OTHER AGRICULTURAL LABOUR	M	358	358	358	358	392	392	392	392	392	392	392	392	392	380.67	
			W	283	283	283	283	300	300	300	300	325	333	333	333	333	304.67	
	HERDSMAN	HERDSMAN	M	250	250	250	-	300	300	300	-	300	300	300	300	300	285.00	
			W	230	230	230	-	250	250	250	-	250	250	250	250	250	250	244.00
District: Nabarangpur																		
Center: TARAGAON	SKILLED LABOUR	CARPENTER	M	450	450	450	450	450	450	450	450	450	450	450	450	450.00		
		BLACKSMITH	M	320	400	400	400	400	400	400	400	400	400	400	400	400	393.33	
		COBBLER	M	400	320	320	320	320	320	320	320	320	320	320	320	320	326.67	
	FIELD LABOUR	PLOUGHMAN	M	300	300	300	300	300	300	300	300	300	300	320	300	300	301.67	
			W	300	300	300	300	300	300	300	300	300	300	300	300	300	300.00	
		SOWER	M	300	300	300	300	300	300	300	300	300	300	300	300	300	300.00	
			W	200	200	250	250	250	250	250	250	250	250	250	250	250	250	241.67
		WEEDER	M	300	300	300	300	300	300	300	300	300	300	300	300	300	300	300.00
			W	200	250	250	250	250	250	250	250	250	250	250	250	250	250	245.83
	REAPER & HARVESTER	M	300	300	300	300	300	300	300	300	300	300	300	300	300	300	300.00	
		W	250	250	250	250	250	250	250	250	250	250	250	250	250	250	250.00	
	OTHER AGRICULTURAL LABOUR	OTHER AGRICULTURAL LABOUR	M	342	342	342	342	342	342	342	342	342	342	342	342	342	342.00	
			W	267	267	267	267	267	267	267	267	267	267	267	267	267	267.00	
	HERDSMAN	HERDSMAN	M	250	250	250	250	250	250	250	250	250	250	250	250	250	250.00	
			W	220	220	220	220	220	220	220	220	220	220	220	220	220	220.00	

Average Daily Agricultural Wages and Non Agricultural Wages (in Rs.) - 2020-21

State/District/Center	Labour Category	Labour Type	Gen	Jul	Aug	Sep	Oct	Nov	Dec	Jan	Feb	Mar	Apr	May	Jun	Annual Average		
Center: UMERKOTE-1	SKILLED LABOUR	CARPENTER	M	450	450	450	450	450	450	450	450	500	500	500	500	466.67		
		BLACKSMITH	M	400	400	400	400	400	400	400	400	400	400	400	400	400	400.00	
		COBBLER	M	400	400	400	400	400	400	400	400	320	400	400	400	400	393.33	
	FIELD LABOUR	PLOUGHMAN	M	300	300	300	300	300	300	300	300	300	300	300	300	300	300.00	
			SOWER	M	300	300	300	300	300	300	300	300	300	300	300	300	300	300.00
			W	270	270	270	270	270	270	270	270	250	270	270	270	270	268.33	
		WEEDER	M	300	300	300	300	300	300	300	300	300	300	300	300	300	300	300.00
			W	250	250	250	250	250	250	250	250	250	250	250	250	250	250	250.00
		REAPER & HARVESTER	M	330	330	330	330	330	330	330	330	330	330	330	330	330	330	330.00
	W		280	280	280	280	280	280	280	280	280	280	280	280	280	280	280.00	
	OTHER AGRICULTURAL LABOUR	OTHER AGRICULTURAL LABOUR	M	363	363	363	363	363	363	363	363	363	363	363	363	363	363.00	
			W	293	293	293	293	293	293	293	293	293	250	293	293	293	289.42	
	HERDSMAN	HERDSMAN	M	250	250	250	250	250	250	250	250	250	250	250	250	250	250.00	
W			200	200	200	200	200	200	200	200	200	200	200	200	200	200.00		
District: Nayagarh																		
Center: KHALISAHI	SKILLED LABOUR	CARPENTER	M	550	550	550	550	550	550	550	550	550	550	550	550	550	550.00	
		BLACKSMITH	M	300	500	500	500	500	500	500	500	500	500	500	500	500	483.33	
		COBBLER	M	500	300	300	300	400	400	400	400	400	400	400	400	400	400	383.33
	FIELD LABOUR	PLOUGHMAN	M	400	400	400	400	400	400	400	400	400	400	400	400	400	400.00	
			SOWER	M	400	400	400	400	400	400	400	400	400	400	400	400	400	400.00
			W	350	350	350	400	400	400	400	400	400	400	400	400	400	387.50	
		WEEDER	M	400	400	400	400	400	400	400	400	400	400	400	400	400	400	400.00
			W	350	350	350	400	400	400	400	400	400	400	400	400	400	400	387.50
		REAPER & HARVESTER	M	400	400	400	400	400	400	400	400	400	400	400	400	400	400	400.00
	W		350	350	350	400	400	400	400	400	400	400	400	400	400	400	387.50	
	OTHER AGRICULTURAL LABOUR	OTHER AGRICULTURAL LABOUR	M	342	342	342	425	425	425	425	425	425	425	425	425	425	404.25	
			W	275	275	275	392	392	392	392	392	392	392	392	392	392	362.75	
	HERDSMAN	HERDSMAN	M	300	300	300	400	400	400	400	400	400	400	400	400	400	400	375.00
W			250	250	250	350	350	350	350	350	350	350	350	350	350	325.00		
Center: RANAPUR	SKILLED LABOUR	CARPENTER	M	550	550	550	550	550	550	550	550	550	550	550	550	550	550.00	
		BLACKSMITH	M	400	500	500	500	500	500	500	500	500	500	500	500	500	491.67	
		COBBLER	M	500	400	400	400	400	400	400	400	400	400	400	400	400	408.33	
	FIELD LABOUR	PLOUGHMAN	M	400	400	400	400	400	400	400	400	400	400	400	400	400	400.00	
			SOWER	M	400	400	400	400	400	400	400	400	400	400	400	400	400	400.00
			W	400	400	400	400	400	400	400	400	400	400	400	400	400	400.00	
		WEEDER	M	400	400	400	400	400	400	400	400	400	400	400	400	400	400	400.00
			W	400	400	400	400	400	400	400	400	400	400	400	400	400	400	400.00
		REAPER & HARVESTER	M	400	400	400	400	400	400	400	400	400	400	400	400	400	400	400.00
	W		400	400	400	400	400	400	400	400	400	400	400	400	400	400	400.00	
	OTHER AGRICULTURAL LABOUR	OTHER AGRICULTURAL LABOUR	M	425	425	425	425	425	425	425	425	425	425	425	425	425	425.00	
			W	400	400	400	400	400	400	400	400	400	400	400	400	400	400.00	
	HERDSMAN	HERDSMAN	M	400	400	400	400	400	400	400	400	400	400	400	400	400	400.00	
W			350	350	350	350	350	350	350	350	350	350	350	350	350	350.00		
District: Nuapada																		

Average Daily Agricultural Wages and Non Agricultural Wages (in Rs.) - 2020-21																		
State/District/Center	Labour Category	Labour Type	Gen	Jul	Aug	Sep	Oct	Nov	Dec	Jan	Feb	Mar	Apr	May	Jun	Annual Average		
Center: KHARIAR	SKILLED LABOUR	CARPENTER	M	450	450	450	450	450	450	450	450	450	450	450	450	450.00		
		BLACKSMITH	M	350	400	400	400	400	400	400	400	400	400	400	400	400	395.83	
		COBBLER	M	400	350	350	350	350	350	350	350	350	350	350	350	350	354.17	
	FIELD LABOUR	PLOUGHMAN	M	250	250	250	250	250	250	250	250	250	250	250	250	250	250.00	
			W	250	250	250	250	250	250	250	250	250	250	250	250	250	250.00	
		SOWER	M	250	250	250	250	250	250	250	250	250	250	250	250	250	250	250.00
			W	220	220	220	220	220	220	220	220	220	220	220	220	220	220	220.00
		WEEDER	M	250	250	250	250	250	250	250	250	250	250	250	250	250	250	250.00
			W	220	220	220	220	220	220	220	220	220	220	220	220	220	220	220.00
	REAPER & HARVESTER	M	300	300	300	300	300	300	300	300	300	300	300	300	300	300	300.00	
		W	250	250	250	250	250	250	250	250	250	250	250	250	250	250	250.00	
	OTHER AGRICULTURAL LABOUR	OTHER AGRICULTURAL LABOUR	M	317	317	317	317	317	317	317	317	317	317	317	317	317	317.00	
			W	248	248	248	248	248	248	248	248	248	248	248	248	248	248.00	
	HERDSMAN	HERDSMAN	M	250	250	250	250	250	250	250	250	250	250	250	250	250	250.00	
W			220	220	220	220	220	220	220	220	220	220	220	220	220	220.00		
Center: NAUPADA	SKILLED LABOUR	CARPENTER	M	450	450	450	450	450	450	450	450	450	450	450	450	450	450.00	
		BLACKSMITH	M	350	350	350	350	350	350	350	350	400	350	350	350	350	354.17	
		COBBLER	M	350	350	350	350	350	350	350	350	350	350	350	350	350	350.00	
	FIELD LABOUR	PLOUGHMAN	M	250	250	250	250	350	250	250	250	250	250	250	250	250	258.33	
			W	250	250	250	250	250	250	250	250	250	250	250	250	250	250.00	
		SOWER	M	250	250	250	250	250	250	250	250	250	250	250	250	250	250.00	
			W	220	220	220	220	220	220	220	220	220	220	220	220	220	220.00	
		WEEDER	M	250	250	250	250	250	250	250	250	250	250	250	250	250	250.00	
			W	220	220	220	220	220	220	220	220	220	220	220	220	220	220.00	
	REAPER & HARVESTER	M	300	300	300	300	300	300	300	300	300	300	300	300	300	300	300.00	
		W	250	250	250	250	250	250	250	250	250	250	250	250	250	250	250.00	
	OTHER AGRICULTURAL LABOUR	OTHER AGRICULTURAL LABOUR	M	318	318	318	318	318	318	318	318	318	318	318	318	318	318.00	
			W	225	255	255	255	255	255	255	255	255	255	255	255	255	252.50	
	HERDSMAN	HERDSMAN	M	250	250	250	250	250	250	250	250	250	250	250	250	250	250.00	
W			220	220	220	220	220	220	220	220	220	220	220	220	220	220.00		
District: Puri																		
Center: DANDAMAKUNDAPUR	SKILLED LABOUR	CARPENTER	M	600	600	600	600	600	600	600	600	600	600	600	600	600	600.00	
		BLACKSMITH	M	400	500	500	500	500	500	500	500	500	500	500	500	500	491.67	
		COBBLER	M	500	400	400	400	400	400	400	400	400	400	400	400	400	408.33	
	FIELD LABOUR	PLOUGHMAN	M	500	500	500	500	500	500	500	500	500	500	500	500	500	500.00	
			W	400	400	400	400	400	400	400	400	400	400	400	400	400	400.00	
		SOWER	M	400	400	400	400	400	400	400	400	400	400	400	400	400	400.00	
			W	300	300	300	300	400	400	400	400	400	400	400	400	400	366.67	
		WEEDER	M	300	300	300	300	300	300	300	300	300	300	300	300	300	300.00	
			W	300	300	300	300	300	300	300	300	300	300	300	300	300	300.00	
	REAPER & HARVESTER	M	350	350	350	350	350	350	350	350	350	350	350	350	350	350	350.00	
		W	300	300	300	350	350	350	350	350	350	350	350	350	350	350	337.50	
	OTHER AGRICULTURAL LABOUR	OTHER AGRICULTURAL LABOUR	M	317	350	350	358	358	358	367	367	367	367	367	367	367	357.75	
			W	300	317	317	333	333	333	333	333	333	333	333	333	333	333	327.58
	HERDSMAN	HERDSMAN	M	300	300	300	300	300	300	300	300	300	300	300	300	300	300.00	
W			250	250	250	300	300	300	300	300	300	300	300	300	300	287.50		

Average Daily Agricultural Wages and Non Agricultural Wages (in Rs.) - 2020-21																		
State/District/Center	Labour Category	Labour Type	Gen	Jul	Aug	Sep	Oct	Nov	Dec	Jan	Feb	Mar	Apr	May	Jun	Annual Average		
Center: JUNEI	SKILLED LABOUR	CARPENTER	M	600	600	600	600	600	600	600	600	600	600	600	600	600.00		
		BLACKSMITH	M	400	500	500	500	500	500	500	500	500	500	500	500	500	491.67	
		COBBLER	M	500	400	400	400	400	400	400	400	400	400	400	400	500	416.67	
	FIELD LABOUR	PLOUGHMAN	M	600	600	600	600	600	600	600	600	600	600	600	600	600	600.00	
			SOWER	M	400	400	400	400	400	400	400	400	400	400	400	400	400	400.00
		WEEDER	W	300	300	300	300	300	300	300	300	400	400	400	400	400	400	350.00
			M	300	300	300	300	300	300	300	300	300	300	300	300	300	300	300.00
		REAPER & HARVESTER	W	300	300	300	300	300	300	300	300	300	300	300	300	300	300	300.00
			M	350	350	350	350	350	350	350	350	350	350	350	350	350	350	350.00
		W	300	300	300	300	300	300	300	300	350	350	350	350	350	350	350	325.00
	OTHER AGRICULTURAL LABOUR	OTHER AGRICULTURAL LABOUR	M	350	350	350	350	350	350	350	358	358	358	358	358	358	358	354.00
			W	317	317	317	317	317	317	317	325	325	325	325	325	325	325	321.00
	HERDSMAN	HERDSMAN	M	300	300	300	300	300	300	300	300	300	300	300	300	300	300	300.00
			W	250	250	250	250	250	250	250	300	300	300	300	300	300	300	275.00
District: Rayagada																		
Center: HATAMUNIGUDA	SKILLED LABOUR	CARPENTER	M	450	450	450	450	450	500	500	500	500	500	500	500	500	479.17	
		BLACKSMITH	M	300	400	400	400	400	400	400	400	400	400	400	400	400	391.67	
		COBBLER	M	400	300	300	320	320	350	350	350	350	350	350	350	350	350	340.83
	FIELD LABOUR	PLOUGHMAN	M	300	300	300	300	300	300	300	300	300	300	350	300	300	304.17	
			SOWER	M	250	250	250	250	250	300	300	300	300	300	300	300	300	279.17
		WEEDER	W	200	200	200	200	200	250	250	250	250	250	300	250	250	250	233.33
			M	250	250	250	250	250	250	250	250	250	250	250	250	250	250	250.00
		REAPER & HARVESTER	W	200	200	200	200	200	200	200	200	200	200	200	200	200	200	200.00
			M	300	300	300	300	300	300	300	300	300	300	300	300	300	300	300.00
		W	250	250	250	250	250	250	250	250	250	250	250	250	250	250	250	250.00
	OTHER AGRICULTURAL LABOUR	OTHER AGRICULTURAL LABOUR	M	308	308	308	308	308	308	308	308	308	317	317	317	317	311.00	
			W	237	237	237	237	237	237	237	237	238	253	253	262	262	243.92	
	HERDSMAN	HERDSMAN	M	250	250	250	250	250	250	250	250	250	250	250	250	250	250	250.00
			W	220	220	220	220	220	220	220	220	230	230	230	230	230	230	224.17
Center: JAGANATHPUR	SKILLED LABOUR	CARPENTER	M	500	500	500	500	500	500	500	500	500	500	500	500	500	500.00	
		BLACKSMITH	M	300	350	350	350	350	350	350	350	350	350	350	350	350	345.83	
		COBBLER	M	350	300	300	300	300	300	300	300	300	300	300	300	300	304.17	
	FIELD LABOUR	PLOUGHMAN	M	300	300	300	300	300	300	300	300	300	300	300	300	300	300.00	
			SOWER	M	300	300	300	300	300	300	300	300	300	300	300	300	300	300.00
		WEEDER	W	250	250	250	250	250	250	250	250	250	250	250	250	250	250	250.00
			M	250	250	250	250	250	250	250	250	250	250	250	250	250	250	250.00
		REAPER & HARVESTER	W	200	200	200	200	200	200	200	200	200	200	200	200	200	200	200.00
			M	300	300	300	300	300	300	300	300	300	300	300	300	300	300	300.00
		W	250	250	250	250	250	250	250	250	250	250	250	250	250	250	250	250.00
	OTHER AGRICULTURAL LABOUR	OTHER AGRICULTURAL LABOUR	M	300	300	300	300	300	300	300	300	300	300	300	300	300	300	300.00
			W	217	217	217	217	217	217	217	217	217	217	217	217	217	217	217.00
	HERDSMAN	HERDSMAN	M	250	250	250	250	250	250	250	250	250	250	250	250	250	250	250.00
			W	200	200	200	200	200	200	200	220	220	220	220	220	220	220	210.00
District: Sambalpur																		

Average Daily Agricultural Wages and Non Agricultural Wages (in Rs.) - 2020-21																		
State/District/Center	Labour Category	Labour Type	Gen	Jul	Aug	Sep	Oct	Nov	Dec	Jan	Feb	Mar	Apr	May	Jun	Annual Average		
Center: JAMANKIRA	SKILLED LABOUR	CARPENTER	M	450	450	450	450	450	450	450	450	450	450	450	450	450.00		
		BLACKSMITH	M	400	400	400	400	400	400	400	400	400	400	400	400	400.00		
		COBBLER	M	400	400	400	400	400	400	400	400	400	400	400	400	400.00		
	FIELD LABOUR	PLOUGHMAN	M	250	250	250	250	250	250	250	250	250	250	250	250	250	250.00	
			W	250	250	250	250	250	250	250	250	250	250	250	250	250.00		
		SOWER	M	250	250	250	250	250	250	250	250	250	250	250	250	250	250.00	
			W	250	250	250	250	250	250	250	250	250	250	250	250	250	250.00	
		WEEDER	M	250	250	250	250	250	250	250	250	250	250	250	250	250	250.00	
			W	250	250	250	250	250	250	250	250	250	250	250	250	250	250.00	
	REAPER & HARVESTER	M	300	300	300	250	300	300	300	250	300	300	300	300	300	300	291.67	
		W	250	250	250	250	250	250	250	250	250	250	250	250	250	250	250.00	
	OTHER AGRICULTURAL LABOUR	OTHER AGRICULTURAL LABOUR	M	292	292	292	292	292	292	292	292	292	333	333	333	333	305.67	
			W	258	258	258	258	258	258	258	258	258	275	275	275	275	263.67	
	HERDSMAN	HERDSMAN	M	250	250	250	250	250	250	250	250	250	300	300	300	300	266.67	
W			200	200	200	200	200	200	200	200	200	250	250	250	250	216.67		
Center: KAINSIRI	SKILLED LABOUR	CARPENTER	M	450	450	450	450	450	450	450	450	450	450	450	450	450.00		
		BLACKSMITH	M	450	450	450	450	450	450	450	450	450	450	450	450	450.00		
		COBBLER	M	450	450	450	450	450	450	450	450	450	450	450	450	450.00		
	FIELD LABOUR	PLOUGHMAN	M	300	300	300	300	350	350	350	450	450	450	450	450	450	375.00	
			W	300	300	300	300	300	300	300	300	300	300	300	300	300	300.00	
		SOWER	M	300	300	300	300	350	350	350	350	350	350	350	350	350	333.33	
			W	300	300	300	300	300	300	300	300	300	300	300	300	300	300.00	
		WEEDER	M	300	300	300	300	350	350	350	350	350	350	350	350	350	333.33	
			W	300	300	300	300	300	300	300	300	300	300	300	300	300	300.00	
	REAPER & HARVESTER	M	300	300	300	300	300	300	300	300	300	300	300	300	300	350	304.17	
		W	250	250	250	250	300	250	250	250	250	250	250	250	250	300	258.33	
	OTHER AGRICULTURAL LABOUR	OTHER AGRICULTURAL LABOUR	M	342	342	342	350	350	350	350	350	350	350	350	350	350	350	348.00
			W	270	270	278	278	278	278	278	278	278	278	278	278	278	278	276.67
	HERDSMAN	HERDSMAN	M	300	300	300	300	300	300	300	300	300	300	300	300	300	300.00	
W			250	250	250	250	250	250	250	250	250	250	250	250	250	250.00		
Center: REDHAKHOLE	SKILLED LABOUR	CARPENTER	M	450	450	450	450	450	450	450	450	450	450	450	450	450.00		
		BLACKSMITH	M	400	400	400	400	400	400	400	400	400	400	400	400	400.00		
		COBBLER	M	400	400	400	400	400	400	400	400	400	400	400	400	400.00		
	FIELD LABOUR	PLOUGHMAN	M	250	250	250	250	250	250	250	250	250	250	250	250	300	254.17	
			W	250	250	250	250	250	250	250	250	250	250	250	250	300	254.17	
		SOWER	M	250	250	250	250	250	250	250	250	250	250	250	250	250	250.00	
			W	200	200	200	200	200	200	200	200	200	200	200	200	200	200.00	
		WEEDER	M	250	250	250	250	250	250	250	250	250	250	250	250	250	250.00	
			W	250	250	250	250	250	250	200	250	250	250	200	250	250	241.67	
	REAPER & HARVESTER	M	250	250	250	250	250	250	250	250	250	250	250	250	250	250	250.00	
		W	200	220	200	200	200	200	200	200	200	200	200	200	200	200	201.67	
	OTHER AGRICULTURAL LABOUR	OTHER AGRICULTURAL LABOUR	M	292	292	292	292	292	292	292	292	292	292	292	292	292	292.00	
			W	217	217	217	217	217	217	217	217	217	217	217	217	217	217.00	
	HERDSMAN	HERDSMAN	M	250	250	250	250	250	250	250	250	250	250	250	250	250	250.00	
W			200	200	200	200	200	200	200	200	200	200	200	200	200	200.00		
District: Sonapur																		

Average Daily Agricultural Wages and Non Agricultural Wages (in Rs.) - 2020-21

State/District/Center	Labour Category	Labour Type	Gen	Jul	Aug	Sep	Oct	Nov	Dec	Jan	Feb	Mar	Apr	May	Jun	Annual Average		
Center: BIRAMOHARAJPUR	SKILLED LABOUR	CARPENTER	M	450	450	450	450	450	450	500	500	500	500	500	500	475.00		
		BLACKSMITH	M	400	450	450	450	450	450	450	450	450	450	450	450	450	445.83	
		COBBLER	M	450	400	400	400	400	400	400	450	450	450	450	450	450	429.17	
	FIELD LABOUR	PLOUGHMAN	M	300	300	300	300	300	300	300	350	350	350	350	350	350	325.00	
			W	300	300	300	350	450	450	450	450	450	450	450	450	450	404.17	
		WEEDER	M	300	300	300	300	300	300	300	350	350	350	350	350	350	350	325.00
			W	250	250	250	250	250	250	250	350	350	350	350	350	350	350	300.00
		REAPER & HARVESTER	M	350	350	350	350	350	350	350	350	350	350	350	350	350	350	350.00
			W	250	250	300	300	300	300	300	350	350	350	350	350	350	350	316.67
	OTHER AGRICULTURAL LABOUR	OTHER AGRICULTURAL LABOUR	M	342	342	342	342	342	342	342	375	375	375	375	375	375	358.50	
			W	275	275	275	275	308	308	350	350	350	350	350	350	350	318.00	
	HERDSMAN	HERDSMAN	M	300	300	300	300	300	300	300	350	350	350	350	350	350	325.00	
			W	250	250	250	250	300	300	300	350	350	350	350	350	350	304.17	
	Center: TARAVA	SKILLED LABOUR	CARPENTER	M	500	500	500	500	500	500	500	500	500	500	500	500	500.00	
BLACKSMITH			M	450	500	500	500	500	500	500	500	500	500	500	500	500	495.83	
COBBLER			M	500	450	450	450	450	450	450	450	450	450	450	450	450	454.17	
FIELD LABOUR		PLOUGHMAN	M	350	350	350	350	350	350	350	350	350	350	350	350	350	350.00	
			W	300	300	300	300	350	350	350	350	350	350	350	350	350	333.33	
		WEEDER	M	350	350	350	350	350	350	350	350	350	350	350	350	350	350.00	
			W	300	300	300	300	350	350	350	350	350	350	350	350	350	333.33	
		REAPER & HARVESTER	M	350	350	350	350	350	350	350	350	350	350	350	350	350	350.00	
			W	300	300	300	300	300	350	350	350	350	350	350	350	350	329.17	
OTHER AGRICULTURAL LABOUR		OTHER AGRICULTURAL LABOUR	M	375	375	375	375	375	375	375	383	383	383	383	383	383	379.00	
			W	295	295	295	295	295	295	342	342	342	342	350	350	350	319.83	
HERDSMAN		HERDSMAN	M	300	300	300	300	300	300	300	350	350	350	350	350	350	325.00	
			W	300	300	300	300	300	300	350	350	350	350	350	350	350	325.00	
District: Sundargarh																		
Center: BIRAMITRAPUR	SKILLED LABOUR	CARPENTER	M	450	450	450	450	450	450	450	450	450	450	450	450	450.00		
		BLACKSMITH	M	350	400	400	400	400	400	400	400	400	400	400	400	400	395.83	
		COBBLER	M	400	350	350	350	350	350	350	350	350	350	350	350	350	354.17	
	FIELD LABOUR	PLOUGHMAN	M	350	350	350	350	350	350	350	350	350	350	350	350	350	350.00	
			W	250	250	250	250	250	250	250	250	250	250	250	250	250	258.33	
		WEEDER	M	250	250	250	250	250	250	250	250	250	250	250	250	250	250.00	
			W	250	250	250	250	250	250	250	250	250	250	250	250	250	250.00	
		REAPER & HARVESTER	M	250	250	250	250	250	250	250	250	250	250	250	250	250	250.00	
			W	250	250	250	250	250	250	250	250	250	250	250	250	250	250.00	
	OTHER AGRICULTURAL LABOUR	OTHER AGRICULTURAL LABOUR	M	300	300	300	300	300	300	300	300	300	300	300	300	300	300.00	
			W	250	250	250	250	250	250	267	267	267	267	267	267	267	259.92	
	HERDSMAN	HERDSMAN	M	250	250	250	250	250	250	250	250	250	250	250	250	250	250.00	
			W	200	200	200	200	200	200	200	200	200	250	250	250	250	216.67	

Average Daily Agricultural Wages and Non Agricultural Wages (in Rs.) - 2020-21																		
State/District/Center	Labour Category	Labour Type	Gen	Jul	Aug	Sep	Oct	Nov	Dec	Jan	Feb	Mar	Apr	May	Jun	Annual Average		
Center: KHUNTAGAON	SKILLED LABOUR	CARPENTER	M	450	450	450	450	450	450	450	450	450	450	450	450	450.00		
		BLACKSMITH	M	350	450	450	450	450	450	450	450	450	450	450	450	450	441.67	
		COBBLER	M	450	350	350	350	350	350	350	350	350	350	350	350	350	358.33	
	FIELD LABOUR	PLOUGHMAN	M	330	330	330	330	330	330	330	330	330	330	330	330	330	330.00	
			SOWER	M	250	250	250	250	250	250	250	250	250	250	250	250	250.00	
		WEEDER	W	250	250	250	250	250	250	250	250	250	250	250	250	250	250.00	
			M	250	250	250	250	250	250	250	250	250	250	250	250	250	250.00	
		REAPER & HARVESTER	W	250	250	250	250	250	250	250	250	250	205	250	250	250	250	246.25
			M	250	250	250	250	250	250	250	250	250	250	250	250	250	250.00	
	OTHER AGRICULTURAL LABOUR	OTHER AGRICULTURAL LABOUR	M	300	300	300	300	322	322	322	322	322	322	330	330	330	316.67	
			W	258	258	258	258	275	283	283	283	283	283	283	283	283	274.00	
	HERDSMAN	HERDSMAN	M	250	250	250	250	250	250	250	250	250	250	250	250	250	250.00	
			W	250	250	250	250	250	250	250	250	250	250	250	250	250	250.00	
	Center: KUANRMUNDA	SKILLED LABOUR	CARPENTER	M	450	450	450	450	450	450	450	450	450	450	450	450	450.00	
BLACKSMITH			M	350	450	450	450	450	450	450	450	450	450	450	450	450	441.67	
COBBLER			M	450	350	350	350	350	350	350	350	350	350	350	350	350	358.33	
FIELD LABOUR		PLOUGHMAN	M	350	350	350	350	350	350	350	350	350	350	350	350	350	350.00	
			SOWER	M	250	250	250	250	250	250	250	250	250	250	250	250	250.00	
		WEEDER	W	250	250	250	250	250	250	250	250	250	250	250	250	250	250.00	
			M	250	250	250	250	250	250	250	250	250	250	250	250	250	250.00	
		REAPER & HARVESTER	W	250	250	250	250	250	250	250	250	250	250	250	250	250	250.00	
			M	250	250	250	250	250	250	250	250	250	250	250	250	250	250.00	
OTHER AGRICULTURAL LABOUR		OTHER AGRICULTURAL LABOUR	M	300	300	300	300	300	300	300	300	300	300	300	300	300	300.00	
			W	250	250	250	250	250	250	267	267	267	267	267	267	267	259.92	
HERDSMAN		HERDSMAN	M	250	250	250	250	250	250	250	250	250	250	250	250	250	250.00	
			W	200	200	200	200	200	200	200	200	200	200	200	200	200	200.00	
Center: SARASARA		SKILLED LABOUR	CARPENTER	M	450	450	450	450	450	450	450	450	450	450	450	500	454.17	
	BLACKSMITH		M	350	400	400	400	400	400	400	400	400	400	400	400	400	395.83	
	COBBLER		M	400	350	350	350	350	350	350	350	350	350	350	350	350	354.17	
	FIELD LABOUR	PLOUGHMAN	M	330	330	330	330	330	330	330	330	330	330	330	330	330	330.00	
			SOWER	M	300	300	300	300	300	300	300	300	300	300	300	300	300.00	
		WEEDER	W	250	250	250	250	250	250	250	250	250	250	250	250	250	250.00	
			M	250	250	250	250	250	250	250	250	250	250	250	250	250	250.00	
		REAPER & HARVESTER	W	250	250	250	250	250	250	250	250	250	250	250	250	250	250.00	
			M	250	250	250	250	250	250	250	250	250	250	250	250	250	250.00	
	OTHER AGRICULTURAL LABOUR	OTHER AGRICULTURAL LABOUR	M	300	300	300	300	300	300	300	300	300	300	300	300	300	300.00	
			W	245	245	245	245	245	245	245	245	245	245	245	245	245	245.00	
	HERDSMAN	HERDSMAN	M	250	250	250	250	250	250	250	250	250	250	250	250	250	250.00	
			W	200	200	200	200	200	200	200	200	200	200	200	200	200	200.00	

Average Daily Agricultural Wages and Non Agricultural Wages (in Rs.) - 2020-21																		
State/District/Center	Labour Category	Labour Type	Gen	Jul	Aug	Sep	Oct	Nov	Dec	Jan	Feb	Mar	Apr	May	Jun	Annual Average		
Center: SARGIPALLI	SKILLED LABOUR	CARPENTER	M	450	450	450	450	450	450	450	450	450	450	450	450	450.00		
		BLACKSMITH	M	350	400	400	400	400	400	400	400	400	400	400	400	400	395.83	
		COBBLER	M	400	350	350	350	350	350	350	350	350	350	350	350	350	354.17	
	FIELD LABOUR	PLOUGHMAN	M	330	330	330	330	330	330	330	330	330	330	330	330	330	330.00	
			W	250	250	250	250	250	250	250	250	250	250	250	250	250	250.00	
		SOWER	M	300	300	300	300	300	300	300	300	300	300	300	300	300	300	300.00
			W	250	250	250	250	250	250	250	250	250	250	250	250	250	250	250.00
		WEEDER	M	250	250	250	250	250	250	250	250	250	250	250	250	250	250	250.00
			W	200	200	200	200	200	200	200	200	200	200	200	250	250	250	212.50
	REAPER & HARVESTER	M	250	250	250	250	250	250	250	250	250	250	250	250	250	250	250.00	
		W	200	200	200	200	200	200	200	200	200	200	200	200	200	200	200.00	
	OTHER AGRICULTURAL LABOUR	OTHER AGRICULTURAL LABOUR	M	317	317	317	317	317	317	317	317	317	317	333	333	333	321.00	
			W	242	242	242	242	242	242	242	242	242	242	258	258	258	246.00	
	HERDSMAN	HERDSMAN	M	200	200	200	200	250	250	250	250	250	250	250	250	350	241.67	
			W	200	200	200	200	200	200	200	200	200	200	250	250	300	216.67	
Center: SUB-DEGA	SKILLED LABOUR	CARPENTER	M	450	450	450	450	450	450	450	450	450	450	450	500	454.17		
		BLACKSMITH	M	350	400	400	400	400	400	400	400	400	400	400	500	404.17		
		COBBLER	M	400	350	350	350	350	350	350	350	400	400	400	400	500	383.33	
	FIELD LABOUR	PLOUGHMAN	M	330	330	330	330	330	330	330	330	330	330	330	330	330	330.00	
			W	250	250	250	250	250	250	250	250	250	250	250	250	250	250.00	
		SOWER	M	300	300	300	300	300	300	300	300	300	300	300	300	300	300.00	
			W	250	250	250	250	250	250	250	250	250	250	250	250	250	250.00	
		WEEDER	M	250	250	250	250	250	250	250	250	250	250	250	250	250	250.00	
			W	200	200	200	200	200	200	200	200	200	200	200	200	200	200.00	
	REAPER & HARVESTER	M	250	250	300	300	300	300	300	300	300	300	300	300	300	300	291.67	
		W	200	200	250	250	250	250	250	250	250	250	250	250	250	250	241.67	
	OTHER AGRICULTURAL LABOUR	OTHER AGRICULTURAL LABOUR	M	308	308	325	325	325	325	325	333	342	342	342	342	358	331.25	
			W	233	233	250	250	250	250	258	267	267	267	267	292	257.00		
	HERDSMAN	HERDSMAN	M	200	200	200	200	250	250	250	250	250	250	250	250	250	233.33	
			W	200	200	200	200	200	200	200	200	200	200	200	200	200	200.00	
Table 7.15																		
State: Punjab																		
District: Amritsar																		
Center: CHHAPA RAM SINGH	SKILLED LABOUR	CARPENTER	M	500	500	550	550	550	550	550	550	550	550	550	550	541.67		
		BLACKSMITH	M	500	500	500	500	500	500	500	500	500	500	500	500	500	500.00	
	FIELD LABOUR	PLOUGHMAN	M	500	500	500	500	500	500	500	500	500	500	500	500	500	500.00	
			W	500	500	500	500	500	500	500	500	500	500	500	500	500	500.00	
	OTHER AGRICULTURAL LABOUR	OTHER AGRICULTURAL LABOUR	M	500	500	500	500	500	500	500	500	500	500	500	500	500	500.00	
W			500	500	500	500	500	500	500	500	500	500	500	500	500	500.00		
District: Barnala																		
Center: JANGIANA	SKILLED LABOUR	CARPENTER	M	555	555	555	555	555	555	555	555	555	555	555	555	555.00		
		BLACKSMITH	M	555	555	555	555	555	555	555	555	555	555	555	555	555	555.00	
	FIELD LABOUR	PLOUGHMAN	M	455	455	455	455	455	455	455	455	455	455	455	455	455	455.00	
			W	455	455	455	455	455	455	455	455	455	455	455	455	455	455.00	
		SOWER	M	455	455	455	455	455	455	455	455	455	455	455	455	455	455.00	
			W	405	405	405	405	405	405	405	405	405	405	405	405	405	405.00	
	WEEDER	M	455	455	455	455	455	455	455	455	455	455	455	455	455	455.00		
		W	405	405	405	405	405	405	405	405	405	405	405	405	405	405.00		
REAPER & HARVESTER	M	455	455	455	455	455	455	455	455	455	455	455	455	455	455.00			
	W	405	405	405	405	405	405	405	405	405	405	405	405	405	405.00			
OTHER AGRICULTURAL LABOUR	OTHER AGRICULTURAL LABOUR	M	455	455	455	455	455	455	455	455	455	455	455	455	455	455.00		
		W	405	405	405	405	405	405	405	405	405	405	405	405	405	405.00		
District: Bathinda																		

Average Daily Agricultural Wages and Non Agricultural Wages (in Rs.) - 2020-21																		
State/District/Center	Labour Category	Labour Type	Gen	Jul	Aug	Sep	Oct	Nov	Dec	Jan	Feb	Mar	Apr	May	Jun	Annual Average		
Center: NAHYIAWAL	SKILLED LABOUR	CARPENTER	M	550	550	550	550	550	550	550	550	600	600	600	600	566.67		
		BLACKSMITH	M	550	550	550	550	550	550	550	550	600	600	600	600	566.67		
	FIELD LABOUR	PLOUGHMAN	M	400	-	400	400	400	400	400	-	-	-	400	400	400	400.00	
			W	300	-	-	-	-	-	-	-	-	-	-	300	300	300.00	
		SOWER	M	400	-	400	400	400	400	400	-	-	-	400	400	400	400.00	
			W	300	-	-	-	-	-	-	-	-	-	-	300	300	300.00	
		WEEDER	M	400	400	-	-	-	400	400	-	-	-	-	400	400	400	400.00
			W	-	-	-	-	-	-	-	-	-	-	-	-	300	300	300.00
	REAPER & HARVESTER	M	-	-	400	400	400	400	-	-	-	650	550	-	-	480.00		
		W	-	-	-	-	-	-	-	-	-	400	400	-	-	400.00		
OTHER AGRICULTURAL LABOUR	OTHER AGRICULTURAL LABOUR	M	400	400	400	400	400	400	400	400	400	400	400	400	400	400.00		
		W	300	300	300	300	300	300	300	300	300	300	300	300	300	300.00		
District: Faridkot																		
Center: GURUSAR	SKILLED LABOUR	CARPENTER	M	450	450	450	450	450	450	450	450	450	450	450	450	450.00		
		BLACKSMITH	M	450	450	450	450	450	450	450	450	450	450	450	450	450.00		
	FIELD LABOUR	PLOUGHMAN	M	470	370	370	420	470	420	370	420	420	420	420	420	420	415.83	
			W	470	-	-	-	470	-	-	370	370	-	420	470	470	428.33	
		SOWER	M	470	-	-	-	470	-	-	-	-	-	-	-	-	470	470.00
			W	470	-	-	-	-	-	-	-	-	-	-	-	-	470	470.00
	REAPER & HARVESTER	M	-	-	-	420	-	-	-	-	-	370	-	-	-	395.00		
		W	-	-	-	-	-	-	-	-	-	-	-	-	-	-	395.00	
OTHER AGRICULTURAL LABOUR	OTHER AGRICULTURAL LABOUR	M	390	370	370	370	370	370	420	420	420	420	420	420	420	396.67		
		W	370	370	370	370	370	370	370	370	370	370	370	370	370	370.00		
District: Fatehgarh sahib																		
Center: SANGHOL	SKILLED LABOUR	CARPENTER	M	550	550	550	550	550	550	550	550	550	550	550	550	550.00		
		BLACKSMITH	M	650	650	650	650	650	650	650	650	650	650	650	650	650.00		
	FIELD LABOUR	PLOUGHMAN	M	400	400	400	400	400	400	400	400	400	400	400	450	450	408.33	
			W	410	410	410	410	410	410	410	410	410	410	420	420	411.67		
		WEEDER	M	400	400	400	400	400	400	400	400	400	400	400	410	410	401.67	
			W	400	400	400	400	400	400	400	400	400	400	400	410	410	401.67	
	REAPER & HARVESTER	M	400	430	430	430	430	430	430	430	430	450	450	450	450	434.17		
W		400	400	400	400	400	400	400	400	400	400	400	450	450	408.33			
District: Fazilka																		
Center: KOTHA THAGNI	SKILLED LABOUR	CARPENTER	M	530	530	530	530	530	530	530	530	530	530	530	530	530.00		
		BLACKSMITH	M	480	480	480	480	480	480	480	480	480	480	480	480	480.00		
	FIELD LABOUR	PLOUGHMAN	M	450	450	450	450	450	450	450	450	450	450	450	450	450	450.00	
			W	350	350	350	350	350	350	350	350	350	350	350	350	350	350.00	
		SOWER	M	450	450	450	450	450	450	450	450	450	450	450	450	450	450.00	
			W	350	350	350	350	350	350	350	350	350	350	350	350	350	350.00	
		WEEDER	M	450	450	450	450	450	450	450	450	450	450	450	450	450	450.00	
			W	350	350	350	350	350	350	350	350	350	350	350	350	350	350.00	
	REAPER & HARVESTER	M	-	-	-	450	450	-	-	-	-	450	-	-	450.00			
		W	-	-	-	350	350	-	-	-	-	350	-	-	350.00			
OTHER AGRICULTURAL LABOUR	OTHER AGRICULTURAL LABOUR	M	400	400	400	400	400	400	400	400	400	400	400	400	400	400.00		
		W	350	350	350	350	350	350	350	350	350	350	350	350	350	350.00		
District: Firozpur																		

Average Daily Agricultural Wages and Non Agricultural Wages (in Rs.) - 2020-21																	
State/District/Center	Labour Category	Labour Type	Gen	Jul	Aug	Sep	Oct	Nov	Dec	Jan	Feb	Mar	Apr	May	Jun	Annual Average	
Center: SODHI NAGAR	SKILLED LABOUR	CARPENTER	M	600	600	600	600	600	600	600	600	600	600	650	650	608.33	
		BLACKSMITH	M	600	600	600	600	600	600	600	600	600	600	600	600	600	600.00
	FIELD LABOUR	PLOUGHMAN	M	550	450	400	450	400	400	400	400	400	400	500	450	450	437.50
			M	550	450	400	450	400	400	400	400	400	400	500	450	450	437.50
		WEEDER	M	550	450	-	-	400	-	400	400	400	400	-	-	450	435.71
			W	400	350	-	-	300	-	300	300	300	300	-	-	350	328.57
		REAPER & HARVESTER	M	-	-	400	450	400	-	-	400	450	500	500	500	500	450.00
			W	-	-	350	350	300	-	-	300	350	400	400	400	400	356.25
	OTHER AGRICULTURAL LABOUR	OTHER AGRICULTURAL LABOUR	M	550	450	400	450	400	400	400	400	400	400	450	450	450	433.33
			W	400	350	350	350	300	300	300	300	300	300	350	350	350	333.33
District: Gurdaspur																	
Center: GHOMAN	SKILLED LABOUR	CARPENTER	M	550	550	550	550	550	550	550	550	550	580	580	600	559.17	
		BLACKSMITH	M	550	550	550	550	550	550	550	550	550	550	580	580	600	559.17
	FIELD LABOUR	PLOUGHMAN	M	450	450	450	450	450	450	450	450	430	430	470	470	480	452.50
			M	450	450	450	450	450	450	450	450	430	430	470	470	480	452.50
		WEEDER	M	450	450	450	450	450	450	450	450	430	430	470	470	480	452.50
			M	450	450	450	450	450	450	450	450	430	430	470	470	480	452.50
	OTHER AGRICULTURAL LABOUR	OTHER AGRICULTURAL LABOUR	M	450	450	450	450	450	450	450	450	450	470	470	480	455.83	
District: Hoshiarpur																	
Center: SATAUR	SKILLED LABOUR	CARPENTER	M	580	580	580	580	580	580	580	580	580	580	580	580	580.00	
		BLACKSMITH	M	530	530	530	530	530	530	530	530	530	530	530	530	530.00	
	FIELD LABOUR	PLOUGHMAN	M	460	460	460	460	460	460	460	460	460	460	460	460	460	460.00
			M	460	460	460	460	460	460	460	460	460	460	460	460	460	460.00
		SOWER	W	350	350	350	350	350	350	350	350	350	350	350	350	350	350.00
			M	460	460	460	460	460	460	460	460	460	460	460	460	460	460.00
		WEEDER	W	350	350	350	350	350	350	350	350	350	350	350	350	350	350.00
	M		460	460	460	460	460	460	460	460	460	460	460	460	460	460.00	
OTHER AGRICULTURAL LABOUR	OTHER AGRICULTURAL LABOUR	M	460	460	460	460	460	460	460	460	460	460	460	460	460.00		
W	350	350	350	350	350	350	350	350	350	350	350	350	350	350	350.00		
District: Jalandhar																	
Center: PARTAPPURA	SKILLED LABOUR	CARPENTER	M	530	530	530	530	530	530	530	530	530	530	530	530	530.00	
		BLACKSMITH	M	520	520	520	520	520	520	520	520	520	520	520	520	520.00	
	FIELD LABOUR	PLOUGHMAN	M	600	600	600	600	600	600	600	600	600	600	600	600	600	600.00
			M	460	460	460	460	460	460	460	460	460	460	460	460	460	460.00
		SOWER	W	360	360	360	360	360	360	360	360	360	360	360	360	360	360.00
			M	430	430	430	430	430	430	430	430	430	430	430	430	430	430.00
		WEEDER	W	330	330	330	330	330	330	330	330	330	330	330	330	330	330.00
			M	420	420	420	420	420	420	420	420	420	420	420	420	420	420.00
	REAPER & HARVESTER	W	220	220	220	220	220	320	320	320	320	320	320	320	320	278.33	
		M	530	530	530	530	530	530	530	530	530	530	530	530	530	530.00	
OTHER AGRICULTURAL LABOUR	OTHER AGRICULTURAL LABOUR	W	380	380	380	380	380	380	380	380	380	380	380	380	380.00		
District: Kapurthala																	

Average Daily Agricultural Wages and Non Agricultural Wages (in Rs.) - 2020-21																	
State/District/Center	Labour Category	Labour Type	Gen	Jul	Aug	Sep	Oct	Nov	Dec	Jan	Feb	Mar	Apr	May	Jun	Annual Average	
Center: BHULLARAI	SKILLED LABOUR	CARPENTER	M	470	470	470	470	470	470	470	470	470	470	470	470	470.00	
		BLACKSMITH	M	470	470	470	470	470	470	470	470	470	470	470	470	470	470.00
	FIELD LABOUR	PLOUGHMAN	M	380	380	380	380	380	380	380	-	380	410	410	410	410	390.91
		SOWER	M	580	380	380	380	380	380	380	-	380	410	410	410	410	409.09
		WEEDER	M	380	380	380	-	380	380	380	380	380	400	400	400	400	387.27
	REAPER & HARVESTER	M	480	480	480	520	520	520	480	480	480	480	480	480	480	490.00	
OTHER AGRICULTURAL LABOUR	OTHER AGRICULTURAL LABOUR	M	380	380	380	380	380	380	380	380	380	410	410	410	410	390.00	
District: Ludhiana																	
Center: PAKHOWAL	SKILLED LABOUR	CARPENTER	M	430	480	480	480	480	480	480	480	480	480	480	480	480	475.83
		BLACKSMITH	M	430	480	480	480	480	480	480	480	480	480	480	480	480	475.83
	FIELD LABOUR	PLOUGHMAN	M	600	600	600	-	500	500	500	500	500	500	-	600	550	545.00
		SOWER	M	-	-	-	-	500	600	600	600	600	-	-	-	600	580.00
	OTHER AGRICULTURAL LABOUR	OTHER AGRICULTURAL LABOUR	M	400	400	400	400	400	400	400	400	400	400	400	400	400	400.00
District: Mansa																	
Center: BHAJ DESA	SKILLED LABOUR	CARPENTER	M	500	500	500	500	500	500	500	500	500	500	500	500	500	500.00
		BLACKSMITH	M	500	500	500	500	500	500	500	500	500	500	500	500	500	500.00
	FIELD LABOUR	PLOUGHMAN	M	350	350	350	350	350	350	350	350	350	350	350	350	350	350.00
		SOWER	M	350	350	350	350	350	350	350	350	350	350	350	350	350	350.00
		WEEDER	M	350	350	350	350	350	350	350	350	350	350	350	350	350	350.00
	REAPER & HARVESTER	M	350	350	350	350	350	350	350	350	350	350	350	350	350	350.00	
OTHER AGRICULTURAL LABOUR	OTHER AGRICULTURAL LABOUR	M	300	300	300	300	300	300	300	300	300	300	300	300	300	300.00	
District: Moga																	
Center: NATHOKE	SKILLED LABOUR	CARPENTER	M	500	500	500	500	500	500	500	500	500	500	500	500	500	500.00
		BLACKSMITH	M	460	460	460	460	460	460	460	460	500	500	500	500	500	476.67
	FIELD LABOUR	PLOUGHMAN	M	500	500	500	500	500	500	500	500	500	500	500	500	500	500.00
		SOWER	M	500	500	500	500	500	500	500	500	500	500	500	500	500	500.00
			W	400	400	400	400	400	400	400	400	400	400	400	400	400	400.00
		WEEDER	M	-	500	-	-	500	-	500	500	500	-	-	-	500	500.00
			W	-	-	-	-	400	-	400	400	400	-	-	-	-	400.00
		REAPER & HARVESTER	M	-	500	500	500	500	500	500	500	500	500	500	500	-	500
	W		-	400	400	400	-	-	400	400	400	400	400	400	-	400	400.00
	OTHER AGRICULTURAL LABOUR	OTHER AGRICULTURAL LABOUR	M	500	500	460	500	500	500	500	500	500	500	500	500	500	496.67
OTHER AGRICULTURAL LABOUR		W	400	400	-	400	-	-	-	-	400	400	400	400	400	400.00	
District: Muktsar																	
Center: LAMBI	SKILLED LABOUR	CARPENTER	M	520	520	520	520	520	520	520	520	520	520	540	540	523.33	
		BLACKSMITH	M	550	550	550	550	550	550	550	550	550	550	570	570	560	554.17
	FIELD LABOUR	PLOUGHMAN	M	-	440	470	470	470	470	480	-	-	440	470	480	465.56	
		SOWER	M	500	500	500	500	500	500	500	500	510	500	520	510	503.33	
			W	-	470	440	-	440	-	-	-	-	-	-	-	450	450.00
		WEEDER	M	500	500	500	-	500	500	-	500	500	500	500	500	480	498.00
			W	-	-	-	-	-	-	-	-	-	-	-	390	430	410.00
		REAPER & HARVESTER	M	-	-	-	500	-	-	-	-	-	-	540	-	-	520.00
	W		-	-	-	-	-	-	-	-	-	-	430	-	-	430.00	
	OTHER AGRICULTURAL LABOUR	OTHER AGRICULTURAL LABOUR	M	470	470	470	470	470	470	500	480	480	470	490	480	476.67	
OTHER AGRICULTURAL LABOUR		W	370	370	370	370	370	370	400	370	380	370	400	430	380.83		
District: Nawanshahr																	

Average Daily Agricultural Wages and Non Agricultural Wages (in Rs.) - 2020-21																	
State/District/Center	Labour Category	Labour Type	Gen	Jul	Aug	Sep	Oct	Nov	Dec	Jan	Feb	Mar	Apr	May	Jun	Annual Average	
Center: KHARTAR KHURD	SKILLED LABOUR	CARPENTER	M	470	470	470	470	470	470	500	500	500	500	500	500	485.00	
		BLACKSMITH	M	470	470	470	470	470	470	500	500	500	500	500	500	500	485.00
	FIELD LABOUR	PLOUGHMAN	M	360	360	360	360	360	360	360	360	360	360	360	360	360	360.00
		SOWER	M	360	360	360	360	360	360	360	360	360	360	360	360	360	360.00
		WEEDER	M	360	360	360	360	360	360	360	360	360	360	360	360	360	360.00
	OTHER AGRICULTURAL LABOUR	OTHER AGRICULTURAL LABOUR	M	360	360	360	360	360	360	360	360	360	360	360	360	360	360.00
District: Pathankot																	
Center: NAROT MEHRA	SKILLED LABOUR	CARPENTER	M	470	470	470	470	470	470	470	470	470	470	470	470	470	470.00
		BLACKSMITH	M	470	470	470	470	470	470	470	470	470	470	470	470	470	470.00
	FIELD LABOUR	PLOUGHMAN	M	370	370	370	370	370	370	370	370	370	370	370	370	370	370.00
		SOWER	M	370	370	370	370	370	370	370	370	370	370	370	370	370	370.00
		REAPER & HARVESTER	M	370	370	370	370	370	370	370	370	370	370	370	370	370	370.00
	OTHER AGRICULTURAL LABOUR	OTHER AGRICULTURAL LABOUR	M	350	350	350	350	350	350	350	350	350	350	350	350	350	350.00
District: Patiala																	
Center: KAKRALA	SKILLED LABOUR	CARPENTER	M	500	500	500	500	500	500	500	500	500	500	500	500	500	500.00
		BLACKSMITH	M	500	500	500	500	500	500	500	500	500	500	500	500	500	500.00
	FIELD LABOUR	PLOUGHMAN	M	410	410	410	410	410	410	410	410	410	410	410	410	410	410.00
		SOWER	M	520	-	-	470	470	-	-	-	-	-	-	-	470	482.50
		WEEDER	M	370	370	370	370	370	370	370	370	370	370	370	370	370	370.00
	OTHER AGRICULTURAL LABOUR	OTHER AGRICULTURAL LABOUR	M	410	410	410	410	410	410	410	410	410	410	410	410	410	410.00
W			310	-	310	310	310	310	310	310	310	310	310	310	310	310.00	
District: Rupnagar																	
Center: MIANPUR	SKILLED LABOUR	CARPENTER	M	500	520	520	520	520	520	520	520	520	520	520	520	520	518.33
		BLACKSMITH	M	400	420	420	420	420	420	420	420	420	420	420	420	420	418.33
	FIELD LABOUR	PLOUGHMAN	M	570	570	570	570	570	570	570	570	570	570	570	570	570	570.00
		SOWER	M	300	320	320	320	320	320	320	320	320	320	320	320	320	318.33
		WEEDER	M	280	300	300	300	300	300	300	300	300	300	300	300	300	298.33
	OTHER AGRICULTURAL LABOUR	OTHER AGRICULTURAL LABOUR	M	390	430	430	430	430	430	430	430	430	430	430	430	430	426.67
M			300	300	300	300	300	300	300	300	300	300	300	300	300	300.00	
District: S.a.s nagar																	
Center: BALONGI	SKILLED LABOUR	CARPENTER	M	575	575	575	575	575	575	575	580	580	580	580	585	577.50	
		BLACKSMITH	M	575	575	575	575	575	575	575	580	580	585	585	580	577.92	
	FIELD LABOUR	PLOUGHMAN	M	450	450	450	450	450	450	450	455	455	460	460	460	453.33	
		SOWER	M	450	450	450	450	450	450	450	455	455	460	460	460	453.33	
		WEEDER	M	400	400	400	400	400	400	400	410	410	415	415	415	405.42	
			W	300	300	300	300	300	350	350	355	355	360	360	360	332.50	
		REAPER & HARVESTER	M	450	450	450	450	450	450	450	410	410	415	415	415	415	434.58
	W		350	350	350	350	350	350	350	355	355	360	360	360	360	353.33	
	OTHER AGRICULTURAL LABOUR	OTHER AGRICULTURAL LABOUR	M	450	450	450	450	450	450	450	410	410	415	415	415	415	434.58
			W	350	350	350	350	350	350	350	355	355	360	360	360	360	353.33
District: Sangrur																	

Average Daily Agricultural Wages and Non Agricultural Wages (in Rs.) - 2020-21																	
State/District/Center	Labour Category	Labour Type	Gen	Jul	Aug	Sep	Oct	Nov	Dec	Jan	Feb	Mar	Apr	May	Jun	Annual Average	
Center: MANGWALI	SKILLED LABOUR	CARPENTER	M	515	515	515	515	515	515	515	515	515	520	520	520	516.25	
		BLACKSMITH	M	515	515	515	515	515	515	515	515	515	515	520	520	520	516.25
	FIELD LABOUR	PLOUGHMAN	M	415	415	415	415	415	415	415	415	415	415	420	420	420	416.25
		SOWER	M	415	415	415	415	415	415	415	415	415	415	420	420	420	416.25
		WEEDER	M	415	415	415	415	415	415	415	415	415	415	420	420	420	416.25
			W	-	-	-	-	-	-	-	365	365	365	370	370	370	367.50
		REAPER & HARVESTER	M	415	415	415	415	415	415	415	415	415	415	420	420	420	416.25
			W	365	365	365	365	365	365	365	365	365	365	370	370	370	366.25
	OTHER AGRICULTURAL LABOUR	OTHER AGRICULTURAL LABOUR	M	415	415	415	415	415	415	415	415	415	415	420	420	420	416.25
			W	365	365	365	365	365	365	365	365	365	365	370	370	370	366.25
District: Tarn taran																	
Center: KAUKA KANDIALA	SKILLED LABOUR	CARPENTER	M	530	530	530	530	530	530	530	530	530	530	530	530	530.00	
		BLACKSMITH	M	530	530	530	530	530	530	530	530	530	530	530	530	530.00	
	FIELD LABOUR	PLOUGHMAN	M	400	-	-	-	-	-	-	400	400	400	400	400	400.00	
		SOWER	M	470	-	-	-	410	410	-	-	-	-	-	420	427.50	
			W	370	-	-	-	-	-	-	-	-	-	-	-	270	320.00
	OTHER AGRICULTURAL LABOUR	OTHER AGRICULTURAL LABOUR	M	410	410	410	410	410	410	410	410	410	410	410	410	410.00	
	Table 3.16																
State: Rajasthan																	
District: Ajmer																	
Center: DADIYA	SKILLED LABOUR	CARPENTER	M	515	515	515	515	515	-	515	515	515	515	515	515	515.00	
		BLACKSMITH	M	260	260	260	260	260	-	260	260	260	260	260	260	260.00	
		COBBLER	M	260	260	260	260	260	-	260	260	260	260	260	260	260.00	
	FIELD LABOUR	PLOUGHMAN	M	210	260	210	210	210	210	210	210	210	210	210	210	214.17	
		SOWER	M	210	210	210	210	210	210	210	210	210	210	210	210	210.00	
	HERDSMAN	HERDSMAN	M	210	210	210	210	210	-	210	210	210	210	210	210	210.00	
Center: KADERA	SKILLED LABOUR	CARPENTER	M	500	500	500	500	500	500	500	500	500	500	-	500	500.00	
			W	400	400	400	400	400	400	400	400	400	400	400	-	400.00	
		BLACKSMITH	M	500	500	500	500	500	500	500	500	500	500	-	500	500.00	
		COBBLER	M	300	300	300	300	300	300	300	300	300	300	-	300	300.00	
	FIELD LABOUR	PLOUGHMAN	M	-	-	-	600	600	-	-	-	-	-	600	600	600.00	
		SOWER	M	600	-	-	600	600	-	-	-	-	-	-	600	600.00	
		WEEDER	M	300	300	-	-	-	300	-	-	-	-	-	-	300.00	
			W	200	300	-	-	-	200	-	-	-	-	-	-	233.33	
		REAPER & HARVESTER	M	-	-	300	300	-	-	-	300	300	300	300	300	-	300.00
			W	-	-	200	200	-	-	-	200	200	200	200	200	-	200.00
HERDSMAN	HERDSMAN	M	400	343	343	343	343	343	343	343	300	300	300	300	329.83		
		W	400	343	343	343	343	343	343	300	300	200	300	-	323.45		
District: Alwar																	
Center: MALAKHERA	SKILLED LABOUR	CARPENTER	M	300	300	300	300	300	300	300	300	300	300	300	300	300.00	
	FIELD LABOUR	PLOUGHMAN	M	400	400	400	400	400	400	400	400	400	400	400	400	400.00	
Center: PATA	SKILLED LABOUR	CARPENTER	M	-	-	-	-	-	-	-	340	350	350	350	-	347.50	
		BLACKSMITH	M	-	-	-	-	-	-	-	350	350	350	350	-	350.00	
	FIELD LABOUR	PLOUGHMAN	M	300	300	300	300	300	300	-	-	-	350	350	-	312.50	
		SOWER	M	-	-	-	300	325	300	-	-	-	-	350	-	318.75	
		WEEDER	M	300	300	-	-	-	-	310	-	-	-	-	300	302.50	
			W	300	300	-	-	-	-	310	-	-	-	-	300	302.50	
		REAPER & HARVESTER	M	-	-	300	300	-	-	-	320	350	-	-	-	317.50	
			W	-	-	300	300	-	-	-	320	350	-	-	-	317.50	

Average Daily Agricultural Wages and Non Agricultural Wages (in Rs.) - 2020-21																		
State/District/Center	Labour Category	Labour Type	Gen	Jul	Aug	Sep	Oct	Nov	Dec	Jan	Feb	Mar	Apr	May	Jun	Annual Average		
District: Banswara																		
Center: JALDA	SKILLED LABOUR	CARPENTER	M	-	-	-	-	-	-	350	350	350	350	350	350	350.00		
			W	-	-	-	-	-	-	-	350	350	-	-	-	-	350.00	
		BLACKSMITH	M	-	-	-	-	-	-	-	350	350	350	350	350	350	350	350.00
			W	-	-	-	-	-	-	-	350	350	-	-	-	-	-	350.00
		COBBLER	M	-	-	-	-	-	-	-	300	300	300	300	300	300	300	300.00
			W	-	-	-	-	-	-	-	300	300	-	-	-	-	-	300.00
	FIELD LABOUR	PLOUGHMAN	M	250	250	250	250	250	250	250	250	250	300	300	300	300	266.67	
			W	-	-	-	-	-	-	-	250	250	250	250	250	250	250.00	
		SOWER	M	200	200	200	200	200	200	200	200	200	300	300	300	300	300	233.33
			W	200	200	200	200	200	200	200	200	200	250	250	250	250	250	216.67
		WEEDER	M	200	200	200	200	200	200	200	200	200	250	250	250	250	250	216.67
			W	200	200	200	200	200	200	200	200	200	250	250	250	250	250	216.67
		REAPER & HARVESTER	M	200	200	200	200	200	200	200	200	200	250	250	250	250	250	216.67
			W	200	200	200	200	200	200	200	200	200	250	250	250	250	250	216.67
	HERDSMAN	HERDSMAN	M	180	180	180	180	180	180	180	300	300	250	250	250	-	220.91	
			W	180	180	180	180	180	180	180	300	300	250	250	250	-	220.91	
	Center: KARMI	SKILLED LABOUR	CARPENTER	M	500	500	500	500	500	500	500	500	500	500	500	500	500	500.00
				W	-	-	-	350	300	500	-	-	-	-	-	-	-	383.33
BLACKSMITH			M	-	-	-	400	500	300	300	300	300	300	300	300	300	300	333.33
			W	-	-	-	300	300	300	300	300	-	-	-	-	-	-	300.00
COBBLER			M	-	-	-	400	400	350	300	300	300	300	300	300	300	300	327.78
			W	-	-	-	300	300	350	300	-	-	-	-	-	-	-	312.50
FIELD LABOUR		PLOUGHMAN	M	300	300	300	300	300	300	300	300	300	300	300	300	300	300.00	
			W	250	250	250	250	250	250	250	250	250	250	250	250	250	250.00	
		SOWER	M	300	300	300	300	300	300	300	300	300	300	300	300	300	300	300.00
			W	250	250	250	250	250	300	250	250	250	250	250	250	250	250	254.17
		WEEDER	M	250	250	250	250	250	250	250	250	250	250	250	250	250	250	250.00
			W	200	200	200	250	200	250	200	200	200	250	250	250	250	250	225.00
		REAPER & HARVESTER	M	250	250	250	275	250	200	225	225	250	250	250	250	250	250	243.75
			W	200	200	200	275	200	200	200	200	200	250	250	250	250	250	222.92
HERDSMAN		HERDSMAN	M	150	150	150	300	350	200	150	150	250	250	250	250	250	250	216.67
			W	150	150	150	250	300	200	150	150	250	250	250	250	250	250	208.33
District: Baran																		
Center: BAKANPURA		SKILLED LABOUR	CARPENTER	M	300	300	300	300	300	300	300	300	300	300	300	300	300	300.00
	W			250	250	250	250	250	250	250	250	250	250	250	250	250	250.00	
	BLACKSMITH		M	300	300	300	300	300	300	300	300	300	300	300	300	300	300	300.00
			W	250	250	250	250	250	250	250	250	250	250	250	250	250	250	250.00
	COBBLER		M	300	300	300	300	300	300	300	300	300	300	300	300	300	300	300.00
			W	250	250	250	250	250	250	250	250	250	250	250	250	250	250	250.00
	FIELD LABOUR	PLOUGHMAN	M	300	300	300	300	300	300	300	300	300	300	300	300	300	300.00	
			W	250	250	250	250	250	250	250	250	250	250	250	250	250	250.00	
		SOWER	M	300	300	300	300	300	300	300	300	300	300	300	300	300	300	300.00
			W	250	250	250	250	250	250	250	250	250	250	250	250	250	250	250.00
		WEEDER	M	300	300	300	300	300	300	300	300	300	300	300	300	300	300	300.00
			W	250	250	250	250	250	250	250	250	250	250	250	250	250	250	250.00
		REAPER & HARVESTER	M	300	300	300	300	300	300	300	300	300	300	300	300	300	300	300.00
			W	250	250	250	250	250	250	250	250	250	250	250	250	250	250	250.00
	HERDSMAN	HERDSMAN	M	300	300	300	300	300	300	350	300	300	300	300	300	350	308.33	
			W	250	250	250	250	250	250	300	250	250	250	250	250	300	258.33	

Average Daily Agricultural Wages and Non Agricultural Wages (in Rs.) - 2020-21																		
State/District/Center	Labour Category	Labour Type	Gen	Jul	Aug	Sep	Oct	Nov	Dec	Jan	Feb	Mar	Apr	May	Jun	Annual Average		
Center: PENAWADA	SKILLED LABOUR	CARPENTER	M	300	300	300	300	300	300	300	300	300	300	300	300	300.00		
			W	250	250	250	250	250	250	250	250	250	250	250	250	250	250.00	
		BLACKSMITH	M	300	300	300	300	300	300	300	300	300	300	300	300	300	300	300.00
			W	250	250	250	250	250	250	250	250	250	250	250	250	250	250.00	
		COBBLER	M	300	300	300	300	300	300	300	300	300	300	300	300	300	300	300.00
			W	250	250	250	250	250	250	250	250	250	250	250	250	250	250.00	
	FIELD LABOUR	PLOUGHMAN	M	300	300	300	300	300	300	300	300	300	300	300	300	300	300.00	
			W	250	250	250	250	250	250	250	250	250	250	250	250	250	250.00	
		SOWER	M	300	300	300	300	300	300	300	300	300	300	300	300	300	300.00	
			W	250	250	250	250	250	250	250	250	250	250	250	250	250	250.00	
		WEEDER	M	300	300	300	300	300	300	300	300	300	300	300	300	300	300.00	
			W	250	250	250	250	250	250	250	250	250	250	250	250	250	250.00	
		REAPER & HARVESTER	M	300	300	300	300	300	300	300	300	300	300	300	300	300	300.00	
			W	250	250	250	250	250	250	250	250	250	250	250	250	250	250.00	
	HERDSMAN	HERDSMAN	M	300	300	300	300	300	300	300	300	350	300	300	300	350	308.33	
			W	250	250	250	250	250	250	250	250	300	250	250	250	300	258.33	
	District: Barmer																	
	Center: KRISHANKAALA	SKILLED LABOUR	CARPENTER	M	750	750	750	750	750	750	750	750	750	750	750	750	750.00	
FIELD LABOUR		PLOUGHMAN	M	400	-	-	-	400	400	-	-	400	400	-	-	400.00		
			SOWER	M	400	-	-	-	400	400	-	-	400	400	-	-	400.00	
		WEEDER	M	-	400	400	-	400	400	400	400	-	-	-	400	400.00		
			W	-	300	300	-	300	300	300	300	-	-	-	300	300.00		
		REAPER & HARVESTER	M	-	-	450	450	450	450	450	450	400	400	400	400	430.00		
			W	-	-	300	300	300	300	300	300	300	300	-	300	300.00		
HERDSMAN		HERDSMAN	M	300	300	300	300	300	300	300	300	300	300	300	-	300.00		
District: Bharatpur																		
Center: KHERATHAKUR		SKILLED LABOUR	CARPENTER	M	400	400	400	400	400	400	400	400	400	400	400	400	400.00	
	W			400	400	400	400	400	400	400	400	400	400	400	400	400.00		
	FIELD LABOUR	PLOUGHMAN	M	400	400	400	400	400	400	400	400	400	400	400	400	400.00		
			W	400	400	400	400	400	400	400	400	400	400	400	400	400.00		
		SOWER	M	400	400	400	400	400	400	400	400	400	400	400	400	400.00		
			W	400	400	400	400	400	400	400	400	400	400	400	400	400.00		
		WEEDER	M	300	300	300	300	300	300	300	300	300	300	300	300	300.00		
			W	300	300	300	300	300	300	300	300	300	300	300	300	300.00		
		REAPER & HARVESTER	M	300	300	300	300	300	300	300	300	300	300	300	300	300.00		
			W	300	300	300	300	300	300	300	300	300	300	300	300	300.00		

Average Daily Agricultural Wages and Non Agricultural Wages (in Rs.) - 2020-21																		
State/District/Center	Labour Category	Labour Type	Gen	Jul	Aug	Sep	Oct	Nov	Dec	Jan	Feb	Mar	Apr	May	Jun	Annual Average		
Center: NITHAR	SKILLED LABOUR	CARPENTER	M	500	500	500	500	500	500	500	500	500	500	500	500	500.00		
		BLACKSMITH	M	500	500	500	500	500	500	500	500	500	500	500	500	500	500.00	
	FIELD LABOUR	PLOUGHMAN	M	450	450	450	450	450	450	450	450	450	450	450	450	450	450.00	
		SOWER	M	450	450	450	450	450	450	450	450	450	450	450	450	450	450.00	
		WEEDER	M	450	450	450	450	450	450	450	450	450	450	450	450	400	445.83	
			W	450	450	450	450	450	450	450	450	450	450	450	450	-	450.00	
		REAPER & HARVESTER	M	450	450	450	450	450	450	450	450	450	450	450	450	450	450	450.00
			W	450	450	450	450	450	450	450	450	450	450	450	450	450	450	450.00
	HERDSMAN	HERDSMAN	M	400	400	400	400	400	400	400	400	400	400	400	400	400	400.00	
	District: Bhilwara																	
Center: Bhagwanpura	SKILLED LABOUR	CARPENTER	M	300	300	300	300	300	400	300	300	300	300	300	300	316.67		
			W	250	250	250	250	250	400	250	250	250	250	250	-	263.64		
		BLACKSMITH	M	300	300	300	300	300	-	300	300	300	300	300	300	350	304.55	
			W	250	250	250	250	250	-	250	250	250	250	250	250	-	250.00	
	COBBLER	M	300	300	300	300	300	-	300	300	300	300	300	300	300	300.00		
	FIELD LABOUR	PLOUGHMAN	M	280	280	280	280	280	400	280	280	280	300	300	280	293.33		
			W	250	250	250	250	250	400	250	250	250	250	250	250	250	262.50	
		SOWER	M	310	310	310	310	310	400	310	310	310	310	310	310	300	316.67	
			W	250	250	250	250	250	400	250	250	250	250	250	250	250	262.50	
		WEEDER	M	250	250	250	250	250	300	250	250	250	-	-	250	255.00		
			W	250	250	250	250	250	300	250	250	250	-	-	250	255.00		
		REAPER & HARVESTER	M	250	250	250	250	250	300	250	250	250	250	250	250	-	254.55	
			W	250	250	250	250	250	300	250	250	250	250	250	250	-	254.55	
	HERDSMAN	HERDSMAN	M	250	250	250	250	250	-	250	250	250	250	250	250	200	245.45	
			W	225	225	225	225	225	-	225	225	225	225	225	225	-	225.00	
	Center: LACHHURA	SKILLED LABOUR	CARPENTER	M	300	300	300	300	300	300	300	300	300	300	300	400	308.33	
W				250	250	250	250	250	250	250	250	250	250	250	250	-	250.00	
BLACKSMITH			M	300	300	300	300	300	300	300	300	300	300	300	300	350	304.17	
			W	250	250	250	250	250	250	250	250	250	250	250	250	-	250.00	
COBBLER			M	300	300	300	300	300	300	300	300	300	300	300	300	300	300.00	
			W	250	250	250	250	250	250	250	250	250	250	250	250	-	250.00	
FIELD LABOUR		PLOUGHMAN	M	300	300	300	300	300	300	300	300	300	300	300	300	300	300.00	
			W	250	250	250	250	250	250	250	250	250	250	250	250	250	250.00	
		SOWER	M	300	300	300	300	300	300	300	300	270	300	300	300	300	297.50	
			W	250	250	250	250	250	250	250	250	250	250	250	250	250	250.00	
		WEEDER	M	270	270	270	270	270	270	270	270	250	270	270	270	270	268.33	
			W	250	250	250	250	250	250	250	250	250	250	250	250	250	250.00	
		REAPER & HARVESTER	M	250	250	250	250	250	250	250	250	-	250	-	-	250	250.00	
			W	250	250	250	250	250	250	250	250	-	250	-	-	250	250.00	
HERDSMAN		HERDSMAN	M	250	250	250	250	250	250	250	250	250	250	250	250	250	250.00	
			W	225	225	225	225	225	225	225	225	225	225	225	225	-	225.00	
District: Bikaner																		
Center: MANESHAR	SKILLED LABOUR	CARPENTER	M	600	600	600	600	600	600	600	600	600	600	600	600	600.00		
		BLACKSMITH	M	450	500	500	500	500	500	500	500	500	500	500	500	500	495.83	
		COBBLER	M	300	400	400	400	400	400	400	400	400	400	400	400	400	391.67	
	FIELD LABOUR	PLOUGHMAN	M	700	700	700	700	700	700	700	700	700	-	600	600	600	672.73	
		SOWER	M	700	700	700	700	400	700	700	700	-	-	500	500	500	618.18	
			W	-	-	-	-	-	-	-	-	-	-	400	400	400	400.00	
		WEEDER	M	-	-	-	-	-	-	-	-	-	-	-	400	400	400.00	
	W		-	-	-	-	-	-	-	-	-	-	-	400	400	-	400.00	
	HERDSMAN	HERDSMAN	M	-	400	400	400	400	400	400	400	400	400	400	400	400.00		

Average Daily Agricultural Wages and Non Agricultural Wages (in Rs.) - 2020-21																		
State/District/Center	Labour Category	Labour Type	Gen	Jul	Aug	Sep	Oct	Nov	Dec	Jan	Feb	Mar	Apr	May	Jun	Annual Average		
Center: NAPASAR	SKILLED LABOUR	CARPENTER	M	600	600	600	600	600	600	700	700	700	700	700	700	650.00		
		BLACKSMITH	M	500	500	500	500	500	500	500	500	500	500	500	500	500	500.00	
		COBBLER	M	400	400	400	400	400	400	400	300	300	300	300	300	400	358.33	
	FIELD LABOUR	PLOUGHMAN	M	700	700	700	700	700	700	700	500	500	500	500	500	-	609.09	
		SOWER	M	700	700	700	700	700	700	700	400	400	400	400	400	400	550.00	
		WEEDER	M	400	400	500	500	500	500	500	400	400	400	400	400	400	400	433.33
			W	-	-	-	-	-	-	-	-	300	300	300	300	300	300	300.00
		REAPER & HARVESTER	M	600	600	600	600	600	600	600	600	550	550	550	550	550	600	579.17
			W	-	-	-	-	-	-	-	-	350	350	350	350	350	500	375.00
	HERDSMAN	HERDSMAN	M	400	400	400	400	400	400	400	400	400	400	400	400	400	400.00	
District: Bundi																		
Center: BANJARONKIJHOPARIYA	SKILLED LABOUR	CARPENTER	M	300	300	300	300	300	300	300	300	300	300	300	300	300	300.00	
			W	300	300	300	300	300	300	300	300	300	300	300	300	300	300.00	
		BLACKSMITH	M	300	300	300	300	300	300	300	300	300	300	300	300	300	300	300.00
			W	300	300	300	300	300	300	300	300	300	300	300	300	300	300	300.00
		COBBLER	M	300	300	-	300	-	300	300	300	300	300	-	300	300	300	300.00
			W	300	300	-	300	-	300	300	300	300	300	-	300	300	300	300.00
	FIELD LABOUR	PLOUGHMAN	M	300	300	300	300	300	300	300	300	300	300	-	300	300	300.00	
			W	300	300	300	300	300	300	300	300	300	300	-	300	300	300.00	
		SOWER	M	300	300	300	300	300	300	300	300	300	300	-	-	-	300.00	
			W	300	300	300	300	300	300	300	300	300	300	-	-	-	300.00	
		WEEDER	M	300	300	300	300	-	300	300	300	300	300	-	300	300	300	300.00
			W	300	300	300	300	-	300	300	300	300	300	-	300	300	300	300.00
		REAPER & HARVESTER	M	300	300	300	300	300	300	300	300	300	300	-	-	-	300.00	
			W	300	300	300	300	300	300	300	300	300	300	-	-	-	300.00	
	HERDSMAN	HERDSMAN	M	300	300	300	350	350	350	300	350	300	350	300	300	300	320.83	
			W	300	300	300	350	350	350	300	350	300	350	300	300	300	320.83	
Center: KHATKAR	SKILLED LABOUR	CARPENTER	M	300	300	300	350	350	350	350	350	350	350	350	300	300	329.17	
			W	300	300	300	350	350	350	350	350	350	350	350	300	300	329.17	
		BLACKSMITH	M	300	300	300	350	300	350	350	350	300	350	300	300	300	316.67	
			W	300	300	300	350	300	350	350	350	300	350	300	300	300	316.67	
		COBBLER	M	300	300	300	300	300	300	300	300	300	350	300	300	300	304.17	
			W	300	300	300	300	300	300	300	300	300	350	300	300	300	304.17	
	FIELD LABOUR	PLOUGHMAN	M	300	300	300	350	350	350	350	350	350	350	350	300	350	333.33	
			W	300	300	300	350	350	350	350	350	350	350	350	300	350	333.33	
		SOWER	M	300	300	300	350	350	350	350	350	350	-	350	-	-	333.33	
			W	300	300	300	350	350	350	350	350	350	-	350	-	-	333.33	
		WEEDER	M	300	300	300	-	350	350	300	300	300	300	350	300	300	313.64	
			W	300	300	300	-	350	350	300	300	300	300	350	300	300	313.64	
		REAPER & HARVESTER	M	-	-	300	325	325	350	-	-	350	350	-	-	-	333.33	
			W	-	-	300	325	325	350	-	-	350	350	-	-	-	333.33	
	HERDSMAN	HERDSMAN	M	300	300	300	300	300	300	300	300	300	300	300	300	300	300.00	
			W	300	300	300	300	300	300	300	300	300	300	300	300	300	300.00	
District: Chittorgarh																		

Average Daily Agricultural Wages and Non Agricultural Wages (in Rs.) - 2020-21																		
State/District/Center	Labour Category	Labour Type	Gen	Jul	Aug	Sep	Oct	Nov	Dec	Jan	Feb	Mar	Apr	May	Jun	Annual Average		
Center: BHOONJAR KALAN	SKILLED LABOUR	CARPENTER	M	450	450	450	450	450	450	450	450	450	450	450	450	450.00		
		BLACKSMITH	M	450	450	450	450	450	450	450	450	450	450	450	450	450	450.00	
	FIELD LABOUR	PLOUGHMAN	M	500	500	500	500	500	500	500	500	500	500	500	500	500	500.00	
		SOWER	M	500	500	500	500	500	500	500	500	500	500	500	500	500	500.00	
		WEEDER	M	300	300	300	300	300	300	300	300	300	300	300	300	300	300	300.00
			W	250	250	250	250	250	250	250	250	250	250	250	250	250	250	250.00
		REAPER & HARVESTER	M	300	300	300	300	300	300	300	300	300	300	300	300	300	300	300.00
			W	300	250	300	300	300	300	300	300	300	300	300	300	300	300	295.83
	HERDSMAN	HERDSMAN	M	300	300	300	300	300	300	300	300	300	300	300	500	300	316.67	
	Center: KANERA	SKILLED LABOUR	CARPENTER	M	400	400	400	400	400	400	400	400	400	-	-	400	400.00	
BLACKSMITH			M	450	450	450	450	450	450	450	450	450	450	-	-	500	455.00	
COBBLER			M	450	450	450	450	450	450	450	450	450	450	-	-	500	455.00	
FIELD LABOUR		PLOUGHMAN	M	500	500	500	500	500	500	-	400	400	400	500	500	500	472.73	
		SOWER	M	300	300	300	300	300	300	-	-	-	-	-	-	500	333.33	
			W	300	300	300	300	300	300	-	-	-	-	-	-	-	300.00	
		WEEDER	M	300	300	300	300	300	300	300	300	300	-	-	-	-	400	312.50
			W	300	300	300	300	300	300	300	300	300	-	-	-	-	400	312.50
		REAPER & HARVESTER	M	-	-	400	350	-	400	400	350	350	350	350	300	300	300	355.56
			W	-	-	400	350	-	400	400	350	350	350	350	300	300	300	355.56
		HERDSMAN	HERDSMAN	M	300	300	300	300	300	300	300	-	-	-	-	-	400	314.29
W			300	300	300	300	300	300	300	300	-	-	-	-	-	400	314.29	
District: Churu																		
Center: BUKANSAR		SKILLED LABOUR	CARPENTER	M	600	600	600	600	600	600	600	600	600	600	600	600	600	600.00
	BLACKSMITH		M	600	600	600	600	600	600	600	600	600	600	600	600	600	600.00	
	FIELD LABOUR	PLOUGHMAN	M	600	600	600	600	600	600	600	600	600	600	600	600	600	600.00	
		SOWER	M	600	600	600	600	600	600	600	600	600	600	600	600	600	600.00	
Center: SANDAWA	SKILLED LABOUR	CARPENTER	M	-	750	800	700	800	700	700	700	700	750	700	700	727.27		
		BLACKSMITH	M	700	800	600	600	600	600	600	600	600	-	-	-	750	650.00	
	FIELD LABOUR	PLOUGHMAN	M	-	-	-	500	400	400	-	-	-	-	500	450	450.00		
		SOWER	M	350	-	-	500	-	400	-	-	-	400	450	400	416.67		
			W	-	-	-	-	-	300	-	-	-	-	-	-	300.00		
		WEEDER	M	-	400	-	-	-	400	400	400	350	-	-	350	383.33		
	W		-	300	-	-	-	-	300	300	300	-	-	300	300.00			
	REAPER & HARVESTER	M	-	-	400	400	400	-	-	400	400	400	400	-	-	400.00		
		W	-	-	350	400	-	-	-	300	300	350	-	-	340.00			
	District: Dausa																	
Center: GOLARA	SKILLED LABOUR	CARPENTER	M	600	600	600	600	600	600	600	600	600	600	600	600	600.00		
		BLACKSMITH	M	500	500	500	500	500	500	500	500	500	500	500	500	500.00		
		COBBLER	M	300	300	300	300	-	300	300	300	300	300	300	300	300	300.00	
	FIELD LABOUR	PLOUGHMAN	M	350	350	350	350	300	350	350	-	-	-	350	350	344.44		
		SOWER	M	350	350	350	350	350	350	-	-	-	-	-	350	350.00		
		WEEDER	M	250	250	250	250	350	250	-	-	-	-	-	250	264.29		
			W	250	250	250	250	-	250	-	-	-	-	-	250	250.00		
		REAPER & HARVESTER	M	300	300	300	-	250	-	-	300	300	300	-	300	293.75		
			W	300	300	300	-	250	-	-	300	300	300	-	300	293.75		
	HERDSMAN	HERDSMAN	M	200	200	200	200	250	200	200	200	200	200	200	200	204.17		
		W	200	200	200	200	200	200	200	200	200	200	200	200	200	200.00		

Average Daily Agricultural Wages and Non Agricultural Wages (in Rs.) - 2020-21																		
State/District/Center	Labour Category	Labour Type	Gen	Jul	Aug	Sep	Oct	Nov	Dec	Jan	Feb	Mar	Apr	May	Jun	Annual Average		
Center: KOLIWARA	SKILLED LABOUR	CARPENTER	M	600	600	600	600	600	600	600	600	600	600	600	600	600.00		
		BLACKSMITH	M	500	500	500	500	500	500	500	500	500	500	500	500	500.00		
		COBBLER	M	300	300	300	300	300	300	300	300	300	300	300	300	300.00		
	FIELD LABOUR	PLOUGHMAN	M	350	350	350	350	350	350	350	350	350	350	350	350	350	350.00	
		SOWER	M	350	350	350	350	350	350	350	350	350	350	350	350	350	350.00	
		WEEDER	M	250	250	250	250	250	250	250	250	250	250	250	250	250	250.00	
			W	250	250	250	250	250	250	250	250	250	250	250	250	250	250.00	
		REAPER & HARVESTER	M	300	300	300	300	-	300	300	300	300	300	300	300	300	300	300.00
			W	300	300	300	300	-	300	300	300	300	300	300	300	300	300	300.00
	HERDSMAN	HERDSMAN	M	200	200	200	200	200	200	200	200	200	200	200	200	200	200.00	
W			200	200	200	200	200	200	200	200	200	200	200	200	200	200.00		
District: Dholpur																		
Center: BIRONDDHA	SKILLED LABOUR	CARPENTER	M	350	350	350	350	350	350	400	400	400	400	400	400	375.00		
	FIELD LABOUR	WEEDER	M	250	250	250	250	250	250	300	300	300	300	300	300	300	275.00	
			W	100	100	150	150	150	150	200	200	250	200	200	200	200	170.83	
		REAPER & HARVESTER	M	250	250	250	250	250	250	300	300	300	300	300	300	300	275.00	
			W	200	200	200	200	200	200	250	250	250	250	250	250	250	225.00	
	HERDSMAN	HERDSMAN	M	250	250	250	250	250	250	300	300	300	300	300	300	300	275.00	
W			150	150	150	150	150	150	200	200	250	200	200	200	200	179.17		
Center: SAMAUNA	SKILLED LABOUR	CARPENTER	M	450	450	450	450	500	500	500	500	500	400	400	400	458.33		
			W	-	-	-	400	450	450	-	-	-	-	-	-	433.33		
	FIELD LABOUR	WEEDER	M	350	350	350	350	350	350	350	350	350	350	350	350	350	350.00	
			W	300	300	300	300	300	300	300	300	200	300	300	300	300	291.67	
		REAPER & HARVESTER	M	350	350	350	350	400	400	400	400	400	400	400	400	400	383.33	
			W	300	300	300	300	350	350	350	350	350	350	350	350	350	333.33	
	HERDSMAN	HERDSMAN	M	450	450	450	450	450	450	350	350	350	350	350	350	400.00		
			W	300	300	300	300	400	400	300	300	300	300	300	300	300	316.67	
District: Dungarpur																		
Center: DOONGAR	FIELD LABOUR	PLOUGHMAN	M	520	520	520	520	520	520	550	550	550	520	520	520	527.50		
		SOWER	M	620	620	620	620	620	620	650	650	650	620	620	620	627.50		
		REAPER & HARVESTER	M	220	220	220	220	220	220	250	250	245	220	220	220	220	227.08	
			W	220	220	220	220	220	220	250	250	245	220	220	220	220	227.08	
	HERDSMAN	HERDSMAN	M	220	220	220	220	220	220	240	240	240	220	220	220	225.00		
			W	220	220	220	220	220	220	240	240	240	220	220	220	220	225.00	
Center: MODAR	SKILLED LABOUR	CARPENTER	M	600	-	-	-	-	-	600	600	600	600	600	600	600.00		
			W	550	550	500	600	600	600	600	600	600	600	600	600	583.33		
		BLACKSMITH	M	450	450	450	400	400	400	400	400	400	400	400	400	400	412.50	
			W	-	-	550	600	600	600	600	600	600	600	600	600	600	595.00	
	COBBLER	M	-	-	400	400	400	400	400	400	400	400	400	400	400	400.00		
		W	-	-	400	400	400	400	400	400	400	400	400	400	400	400.00		
	FIELD LABOUR	PLOUGHMAN	M	600	-	650	650	650	650	650	650	650	650	650	650	650	645.45	
			W	600	-	-	400	400	400	-	400	400	400	400	-	400	425.00	
		SOWER	M	450	-	-	400	400	400	-	400	400	400	400	-	400	406.25	
			W	400	400	-	-	-	-	400	400	400	400	400	400	400	400.00	
		WEEDER	M	400	400	-	-	-	-	400	400	400	400	400	400	400	400.00	
			W	400	400	-	-	-	-	400	400	400	400	400	400	400	400.00	
		REAPER & HARVESTER	M	-	-	400	400	400	400	-	400	400	400	400	400	400	400.00	
			W	-	-	400	400	400	400	-	400	400	400	400	400	400	400.00	
OTHER AGRICULTURAL LABOUR	OTHER AGRICULTURAL LABOUR	M	-	350	-	-	-	-	-	-	-	-	-	-	-	350.00		
		W	-	350	-	-	-	-	-	-	-	-	-	-	-	350.00		
HERDSMAN	HERDSMAN	M	350	-	350	400	400	400	400	400	400	400	400	400	400	390.91		
		W	350	-	350	400	400	400	400	400	400	400	400	400	400	390.91		

Average Daily Agricultural Wages and Non Agricultural Wages (in Rs.) - 2020-21																	
State/District/Center	Labour Category	Labour Type	Gen	Jul	Aug	Sep	Oct	Nov	Dec	Jan	Feb	Mar	Apr	May	Jun	Annual Average	
District: Ganganagar																	
Center: 2F	SKILLED LABOUR	CARPENTER	M	500	500	550	550	600	600	600	600	600	-	-	650	575.00	
		BLACKSMITH	M	250	250	250	300	250	250	250	300	300	-	-	300	270.00	
			W	250	250	250	250	250	250	250	250	250	-	-	250	250.00	
	FIELD LABOUR	PLOUGHMAN	M	-	-	-	-	500	500	500	-	-	-	500	500	500.00	
		SOWER	M	-	-	-	450	450	450	450	-	-	-	500	500	466.67	
		WEEDER	M	350	350	-	-	-	-	350	-	-	-	400	400	370.00	
			W	300	300	-	-	-	-	-	-	-	-	-	-	300.00	
		REAPER & HARVESTER	M	-	-	400	450	-	450	-	-	-	500	-	-	450.00	
			W	-	-	350	400	-	-	-	-	-	-	-	-	375.00	
	HERDSMAN	HERDSMAN	M	-	-	-	-	-	-	-	-	200	-	-	250	225.00	
			W	-	-	-	-	-	-	-	-	150	-	-	200	175.00	
	Center: 9TK	SKILLED LABOUR	CARPENTER	M	-	-	-	-	-	-	-	-	500	-	-	500	500.00
FIELD LABOUR		PLOUGHMAN	M	-	-	-	-	300	-	-	-	-	-	300	300	300.00	
		SOWER	M	-	-	-	-	300	300	-	-	-	-	300	300	300.00	
		WEEDER	M	300	300	300	-	-	-	-	-	400	-	-	-	325.00	
		REAPER & HARVESTER	M	-	-	-	350	300	300	-	-	300	300	-	-	310.00	
			W	-	-	-	300	-	-	-	-	280	-	-	-	290.00	
District: Hanumangarh																	
Center: 1DBL-A	SKILLED LABOUR	CARPENTER	M	400	400	400	550	-	550	550	550	500	500	500	500.00		
			W	-	-	-	-	-	-	-	-	-	-	-	550	550.00	
		BLACKSMITH	M	400	400	400	-	-	-	-	-	-	-	-	-	400.00	
			W	400	-	-	-	-	-	-	-	-	-	-	-	400.00	
	COBBLER	M	300	450	450	-	-	-	-	-	-	-	-	-	400.00		
	FIELD LABOUR	PLOUGHMAN	M	-	-	-	-	-	-	-	-	-	-	500	-	500.00	
		SOWER	M	-	-	-	400	400	-	-	-	-	-	500	-	433.33	
			W	-	-	-	400	400	-	-	-	-	-	-	-	400.00	
		WEEDER	M	-	450	-	-	-	400	400	-	-	-	-	450	425.00	
			W	-	450	-	-	-	400	400	-	-	-	-	450	425.00	
		REAPER & HARVESTER	M	-	-	-	-	-	-	-	-	400	500	-	-	450.00	
			W	-	-	-	-	-	-	-	-	400	500	-	-	450.00	
		HERDSMAN	HERDSMAN	M	400	400	400	-	-	-	-	-	-	-	-	400.00	
	Center: 8GGR	SKILLED LABOUR	CARPENTER	M	400	400	400	400	400	550	400	400	400	400	400	400	412.50
W				-	-	-	-	-	-	-	-	-	-	-	-	550	550.00
BLACKSMITH			M	450	450	450	450	450	-	450	500	500	500	500	500	-	470.00
			W	-	-	-	-	-	-	-	400	400	-	350	-	383.33	
COBBLER		M	400	400	400	400	350	-	350	350	350	350	350	350	-	370.00	
FIELD LABOUR		PLOUGHMAN	M	-	-	-	-	-	-	-	-	-	-	500	-	500.00	
		SOWER	M	-	-	-	-	500	-	-	-	-	-	500	450	483.33	
			W	-	-	-	-	-	-	-	-	-	-	-	450	450.00	
		WEEDER	M	-	500	-	-	-	400	400	-	-	-	-	450	437.50	
			W	-	500	-	-	-	400	400	-	-	-	-	-	433.33	
		REAPER & HARVESTER	M	-	-	-	400	500	-	-	-	-	500	-	-	466.67	
			W	-	-	-	400	-	-	-	-	-	500	-	-	450.00	
		HERDSMAN	HERDSMAN	M	400	400	400	400	-	-	400	-	-	500	-	416.67	
District: Jaipur																	

Average Daily Agricultural Wages and Non Agricultural Wages (in Rs.) - 2020-21																	
State/District/Center	Labour Category	Labour Type	Gen	Jul	Aug	Sep	Oct	Nov	Dec	Jan	Feb	Mar	Apr	May	Jun	Annual Average	
Center: DEOTA	SKILLED LABOUR	CARPENTER	M	300	300	300	300	300	300	300	300	300	400	300	300	308.33	
		BLACKSMITH	M	-	-	-	-	-	-	-	-	-	500	-	-	500.00	
		COBBLER	M	300	300	300	300	300	300	300	300	300	300	350	300	300	304.17
	FIELD LABOUR	PLOUGHMAN	M	600	600	650	650	650	-	600	600	600	500	1300	300	640.91	
			W	-	-	-	-	650	-	600	-	-	-	-	-	-	625.00
		SOWER	M	200	200	225	250	250	250	250	200	200	-	700	700	311.36	
			W	-	-	-	-	-	250	250	-	-	-	-	-	-	250.00
		WEEDER	M	350	350	350	350	350	350	350	350	350	350	-	350	350	350.00
			W	300	300	300	300	300	300	350	300	300	-	300	-	-	305.00
		REAPER & HARVESTER	M	450	450	-	375	350	-	450	450	450	450	450	450	-	430.56
	W		350	350	350	375	350	350	350	350	350	350	350	350	-	352.27	
HERDSMAN	HERDSMAN	M	-	400	400	400	400	400	400	400	400	400	400	400	400	400.00	
Center: PHAGI	SKILLED LABOUR	CARPENTER	M	500	500	450	450	450	450	500	350	500	500	500	500	470.83	
			W	480	480	-	-	-	-	450	300	450	480	480	480	450	450.00
		BLACKSMITH	M	500	500	400	400	400	400	500	350	500	500	500	500	500	454.17
			W	450	450	350	350	350	350	450	300	450	480	480	450	450	409.17
		COBBLER	M	450	450	300	300	300	300	450	300	500	480	480	450	450	396.67
			W	400	400	300	300	300	300	400	300	450	400	400	400	400	362.50
	FIELD LABOUR	PLOUGHMAN	M	-	450	-	400	400	-	-	-	-	-	-	450	425.00	
			W	-	400	-	400	400	-	-	-	-	-	-	450	412.50	
		SOWER	M	-	-	-	400	400	-	-	-	-	-	-	450	416.67	
			W	-	-	-	400	400	-	-	-	-	-	-	450	416.67	
		WEEDER	M	450	450	400	-	-	400	600	-	-	-	-	-	-	460.00
			W	400	400	400	-	-	400	550	-	-	-	-	-	-	430.00
	REAPER & HARVESTER	M	-	-	300	-	-	-	-	-	700	-	-	-	-	500.00	
		W	-	-	300	-	-	-	-	-	600	-	-	-	-	450.00	
	HERDSMAN	HERDSMAN	M	450	450	300	300	300	-	400	200	500	450	450	450	386.36	
W			400	400	300	300	300	-	400	200	450	400	400	400	359.09		
District: Jaisalmer																	
Center: LATHI	SKILLED LABOUR	CARPENTER	M	900	700	700	700	700	450	700	800	600	800	800	800	720.83	
			W	700	450	450	450	500	400	450	600	600	600	600	600	800	550.00
		BLACKSMITH	M	500	350	350	350	400	350	350	350	350	350	350	350	350	366.67
			W	500	-	-	500	-	300	-	350	350	350	350	350	350	381.25
		COBBLER	M	600	600	600	600	600	300	600	800	600	600	600	600	600	591.67
	W		500	-	-	500	-	300	-	350	350	350	350	350	350	381.25	
	FIELD LABOUR	PLOUGHMAN	M	400	400	400	450	400	-	400	450	450	450	450	450	450	427.27
			W	350	350	-	-	-	-	-	350	350	350	350	350	350	350.00
		SOWER	M	400	400	400	400	400	-	400	450	450	450	450	450	450	422.73
			W	350	-	-	-	-	-	-	350	350	350	350	350	350	350.00
		WEEDER	M	400	400	400	400	400	400	400	450	450	450	450	450	450	420.83
			W	350	350	-	-	350	400	-	350	350	350	350	350	350	355.56
	REAPER & HARVESTER	M	400	400	400	400	400	-	400	-	450	450	450	450	450	420.00	
		W	350	350	350	300	350	-	350	-	350	350	350	350	350	345.00	
	HERDSMAN	HERDSMAN	M	400	300	300	300	500	300	300	450	450	450	450	450	387.50	
W			350	200	200	200	350	300	200	-	-	-	-	-	257.14		

Average Daily Agricultural Wages and Non Agricultural Wages (in Rs.) - 2020-21																	
State/District/Center	Labour Category	Labour Type	Gen	Jul	Aug	Sep	Oct	Nov	Dec	Jan	Feb	Mar	Apr	May	Jun	Annual Average	
Center: MOHANGARH	SKILLED LABOUR	CARPENTER	M	900	800	800	800	900	800	800	800	800	800	800	450	787.50	
			W	-	-	-	-	-	500	500	-	-	-	-	350	450.00	
		BLACKSMITH	M	700	800	600	600	800	800	800	800	600	800	600	600	600	691.67
			W	500	400	350	500	400	500	500	500	350	350	350	350	350	408.33
		COBBLER	M	600	600	600	600	800	800	800	800	800	600	600	600	600	666.67
			W	500	350	350	350	500	500	500	500	350	350	350	350	350	400.00
	FIELD LABOUR	PLOUGHMAN	M	400	450	450	450	350	350	350	450	450	450	450	450	450	420.83
			W	350	350	350	-	350	350	350	350	350	350	350	350	350	350.00
		SOWER	M	400	450	450	450	350	350	350	350	450	450	450	450	450	420.83
			W	350	350	350	350	350	350	350	350	350	350	350	350	350	350.00
		WEEDER	M	400	450	450	450	350	350	350	350	450	450	450	450	450	420.83
			W	350	350	350	350	350	350	350	350	350	350	350	350	350	350.00
		REAPER & HARVESTER	M	400	450	450	450	350	350	350	350	450	450	450	450	450	420.83
			W	350	350	350	350	350	350	350	350	350	350	350	350	350	350.00
	HERDSMAN	M	400	450	450	450	350	350	350	350	450	450	450	450	450	420.83	
		W	500	-	-	350	-	-	-	-	-	-	-	-	-	425.00	
	District: Jalore																
	Center: SANTHOO	SKILLED LABOUR	CARPENTER	M	600	600	650	650	650	650	700	700	700	700	700	700	666.67
BLACKSMITH			M	450	400	400	400	400	400	450	450	450	450	450	450	429.17	
COBBLER			M	-	-	300	300	-	350	350	350	350	350	350	350	338.89	
FIELD LABOUR		PLOUGHMAN	M	400	300	400	400	400	350	400	400	400	400	400	400	387.50	
			W	-	-	-	-	-	-	400	400	400	400	400	400	400.00	
		SOWER	M	400	400	350	350	400	350	400	400	400	400	400	400	387.50	
			W	-	-	-	-	-	-	400	400	400	400	400	400	400.00	
		WEEDER	M	350	350	300	300	300	-	-	-	-	-	-	-	320.00	
		REAPER & HARVESTER	M	300	-	250	250	300	250	250	250	250	250	250	250	250	259.09
W			250	-	250	250	250	250	250	250	250	250	250	250	250	250.00	
Center: SARNAU		SKILLED LABOUR	CARPENTER	M	600	600	650	650	650	650	600	500	700	500	500	500	591.67
				W	-	-	-	-	-	-	500	400	-	400	400	400	420.00
	BLACKSMITH		M	450	400	400	400	400	400	500	500	450	500	500	500	450.00	
			W	350	-	300	300	300	300	400	400	-	400	400	400	355.00	
	COBBLER		M	-	-	-	-	-	-	500	500	350	500	500	500	475.00	
			W	-	-	-	-	-	-	400	400	-	400	400	400	400.00	
	FIELD LABOUR	PLOUGHMAN	M	400	400	400	400	400	400	450	450	400	450	450	450	420.83	
			W	-	-	-	-	-	-	400	400	400	400	400	400	400.00	
		SOWER	M	400	400	400	400	400	400	450	450	400	450	450	450	420.83	
			W	-	-	-	-	-	-	400	400	400	400	400	400	400.00	
		WEEDER	M	350	300	300	300	300	300	450	400	-	400	400	450	359.09	
			W	-	250	-	-	-	-	400	350	-	350	350	400	350.00	
REAPER & HARVESTER	M	300	-	250	300	300	300	475	500	250	500	500	500	379.55			
	W	250	-	250	250	250	250	375	400	250	400	400	400	315.91			
District: Jhalawar																	

Average Daily Agricultural Wages and Non Agricultural Wages (in Rs.) - 2020-21																		
State/District/Center	Labour Category	Labour Type	Gen	Jul	Aug	Sep	Oct	Nov	Dec	Jan	Feb	Mar	Apr	May	Jun	Annual Average		
Center: ASNAWAR	SKILLED LABOUR	CARPENTER	M	600	600	600	600	-	600	600	600	500	600	600	600	590.91		
		BLACKSMITH	M	600	600	600	600	-	600	600	600	500	600	600	600	600	590.91	
		COBBLER	M	600	600	600	600	500	600	600	600	500	600	600	600	600	583.33	
	FIELD LABOUR	PLOUGHMAN	M	300	300	300	300	300	300	300	300	300	300	300	300	300	300.00	
			SOWER	M	300	300	300	300	200	300	300	300	200	200	200	300	300	275.00
		WEEDER	M	300	300	300	300	150	300	300	300	150	150	150	300	300	262.50	
			W	200	200	200	200	150	200	200	200	150	150	200	200	200	187.50	
		REAPER & HARVESTER	M	375	375	375	400	250	375	375	375	250	250	375	375	375	375	345.83
			W	275	275	275	300	175	275	275	275	225	225	275	275	275	275	260.42
	HERDSMAN	HERDSMAN	M	350	350	350	350	350	350	350	350	350	250	250	350	350	333.33	
			W	200	200	200	200	200	200	200	200	200	200	200	250	200	204.17	
	Center: SUNEL	SKILLED LABOUR	CARPENTER	M	500	500	500	500	500	500	500	500	500	500	500	500	500.00	
BLACKSMITH			M	500	500	500	500	500	500	500	500	500	500	500	500	500.00		
COBBLER			M	500	500	500	500	500	500	500	500	500	500	500	500	500.00		
FIELD LABOUR		PLOUGHMAN	M	300	300	300	300	300	300	300	300	300	300	300	300	300	300.00	
			SOWER	M	200	200	200	200	200	200	200	300	300	300	200	200	225.00	
		WEEDER	W	150	150	150	150	150	150	150	150	150	150	150	150	150	150.00	
			M	150	150	150	150	150	150	150	150	150	150	150	150	150	150.00	
		REAPER & HARVESTER	W	150	150	150	150	150	150	150	150	150	150	150	150	150	150.00	
			M	250	275	275	275	275	250	250	250	225	225	250	250	250	254.17	
HERDSMAN		HERDSMAN	W	225	250	250	250	250	225	225	225	225	225	225	175	229.17		
			M	250	250	250	250	250	250	250	250	250	250	250	250	250	250.00	
W		200	200	200	200	200	200	200	200	200	200	200	200	200	250	204.17		
District: Jhunjhunu																		
Center: CHURICHHATARPUR	SKILLED LABOUR	CARPENTER	M	600	600	600	600	600	600	600	750	750	750	750	750	662.50		
		BLACKSMITH	M	600	600	600	600	600	600	600	600	700	700	700	700	700	641.67	
			W	600	600	600	600	600	600	600	600	700	700	700	700	700	641.67	
	FIELD LABOUR	WEEDER	M	450	450	450	450	450	450	450	450	450	450	450	450	450	450.00	
			W	450	450	450	450	450	450	450	450	450	450	450	450	450	450.00	
		REAPER & HARVESTER	M	450	450	450	450	450	450	450	450	450	450	450	450	450	450.00	
W	450		450	450	450	450	450	450	450	450	450	450	450	450	450.00			
Center: MANDRELA	SKILLED LABOUR	CARPENTER	M	700	700	700	700	700	700	700	700	700	700	700	700	700.00		
	FIELD LABOUR	PLOUGHMAN	M	700	-	-	800	800	800	-	-	-	-	800	800	783.33		
			SOWER	M	700	-	-	800	800	800	-	-	-	-	800	800	783.33	
		REAPER & HARVESTER	M	-	-	500	500	500	-	-	-	500	400	-	-	480.00		
			W	-	-	500	500	500	-	-	-	500	400	-	-	480.00		
	HERDSMAN	HERDSMAN	M	300	300	300	300	300	300	300	300	300	300	300	300	300.00		
District: Jodhpur																		
Center: KHEECHAN	SKILLED LABOUR	CARPENTER	M	900	900	900	900	900	900	900	900	900	900	900	900	900.00		
	FIELD LABOUR	PLOUGHMAN	M	600	600	600	600	600	600	600	600	600	500	500	600	600	583.33	
			SOWER	M	600	600	600	600	600	600	600	600	600	500	600	600	591.67	
		WEEDER	M	-	500	500	500	500	500	500	500	500	500	500	500	500	500.00	
			W	-	500	500	500	500	500	500	500	500	500	500	500	500	500.00	
		REAPER & HARVESTER	M	400	400	-	400	400	400	400	400	400	400	400	400	400	400.00	
			W	400	400	-	400	400	400	400	400	400	400	400	400	400	400.00	
	HERDSMAN	HERDSMAN	M	500	500	500	500	500	500	500	500	500	500	500	500	500.00		

Average Daily Agricultural Wages and Non Agricultural Wages (in Rs.) - 2020-21																	
State/District/Center	Labour Category	Labour Type	Gen	Jul	Aug	Sep	Oct	Nov	Dec	Jan	Feb	Mar	Apr	May	Jun	Annual Average	
Center: MATHANIYA	FIELD LABOUR	PLOUGHMAN	M	400	-	-	400	-	-	500	-	400	-	400	-	420.00	
			W	-	-	-	-	-	-	-	-	250	-	350	-	300.00	
		SOWER	M	-	-	-	-	400	400	600	-	-	400	420	400	436.67	
		WEEDER	M	-	-	-	400	-	-	500	-	-	-	-	-	-	450.00
			W	-	-	-	-	-	-	500	-	-	-	-	-	-	500.00
		REAPER & HARVESTER	M	-	400	400	400	400	400	400	400	-	400	400	-	400	400.00
			W	-	250	250	250	250	250	250	400	-	-	250	-	250	268.75
		District: Karauli															
Center: JATWARA	SKILLED LABOUR	CARPENTER	M	500	500	300	300	500	500	500	500	500	500	500	500	466.67	
		BLACKSMITH	M	500	500	300	300	500	500	500	500	400	-	-	500	500	450.00
		COBBLER	M	-	-	-	-	-	-	-	-	-	-	-	500	500	500.00
	FIELD LABOUR	PLOUGHMAN	M	500	500	500	500	500	-	-	300	-	-	-	600	485.71	
		SOWER	M	500	-	-	500	500	-	-	300	-	-	-	600	480.00	
		WEEDER	M	300	300	-	300	300	300	-	250	-	-	-	-	291.67	
		REAPER & HARVESTER	M	-	-	300	-	-	-	-	300	350	350	-	-	-	325.00
			W	-	-	-	-	-	-	-	250	350	350	-	-	-	316.67
District: Kota																	
Center: BAROD	SKILLED LABOUR	CARPENTER	M	320	320	320	320	320	320	320	320	320	320	320	320	320.00	
		BLACKSMITH	M	320	320	320	320	320	320	320	320	320	320	320	320	320	320.00
			W	220	220	220	220	220	220	220	220	220	220	220	220	220	220.00
		COBBLER	M	270	270	270	270	270	270	270	270	270	270	270	270	270	270.00
	FIELD LABOUR	PLOUGHMAN	M	300	300	300	300	300	300	300	300	300	300	300	300	300	300.00
		SOWER	M	300	300	300	300	300	300	300	300	300	300	300	300	300	300.00
			W	220	220	220	220	220	220	220	220	220	220	200	220	220	218.33
		WEEDER	M	220	220	220	220	220	220	220	220	220	220	220	220	220	220.00
			W	200	200	200	200	200	200	200	200	200	200	200	200	200	200.00
		REAPER & HARVESTER	M	235	235	235	235	235	235	235	270	235	235	235	235	235	237.92
	W		235	235	235	235	235	235	235	270	235	235	235	235	235	237.92	
HERDSMAN	HERDSMAN	M	300	-	-	-	-	-	200	300	300	300	300	300	285.71		
	W	220	-	-	-	-	-	-	200	220	220	220	220	220	217.14		
District: Nagaur																	
Center: NAYAGOAN	SKILLED LABOUR	CARPENTER	M	-	250	-	-	-	320	-	-	-	-	-	-	285.00	
	FIELD LABOUR	PLOUGHMAN	M	300	300	300	300	320	-	-	-	-	-	-	-	304.00	
		SOWER	M	300	300	300	300	320	-	-	-	-	-	-	-	304.00	
			W	-	-	-	-	-	-	200	150	200	200	250	250	250	214.29
		WEEDER	M	-	-	-	-	-	-	-	-	300	300	300	300	300.00	
			W	150	-	150	150	-	-	-	-	150	150	150	150	150	144.44
		REAPER & HARVESTER	M	-	-	-	-	-	-	-	-	-	300	300	300	300	300.00
	W		-	-	-	-	-	-	-	-	-	150	150	150	150	150.00	

Average Daily Agricultural Wages and Non Agricultural Wages (in Rs.) - 2020-21																
State/District/Center	Labour Category	Labour Type	Gen	Jul	Aug	Sep	Oct	Nov	Dec	Jan	Feb	Mar	Apr	May	Jun	Annual Average
Center: DANGAWAS	SKILLED LABOUR	CARPENTER	M	500	600	600	600	500	600	400	500	500	600	600	600	550.00
		BLACKSMITH	M	500	500	400	400	400	500	500	400	400	500	700	700	491.67
			W	400	400	300	300	300	400	-	400	400	400	-	-	366.67
		COBBLER	M	400	500	400	400	400	400	500	400	400	500	-	-	430.00
	W		300	-	300	300	300	300	-	-	-	-	-	-	300.00	
	FIELD LABOUR	PLOUGHMAN	M	500	-	-	500	400	-	-	-	-	-	700	700	560.00
		SOWER	M	500	-	-	500	400	-	-	-	-	-	-	700	525.00
		WEEDER	M	300	500	-	300	300	-	-	-	-	500	300	-	366.67
			W	300	400	-	300	300	-	-	-	-	400	-	350	341.67
		REAPER & HARVESTER	M	-	500	400	400	400	400	500	500	500	500	-	-	455.56
			W	-	400	300	300	300	-	500	400	400	400	-	-	375.00
	HERDSMAN	HERDSMAN	M	300	300	500	300	300	500	500	300	300	300	400	400	366.67
			W	-	-	300	-	300	300	400	-	-	-	-	-	325.00
	Center: THANWALA	SKILLED LABOUR	CARPENTER	M	-	-	500	500	500	500	500	-	500	-	600	500
W				-	-	-	-	500	-	-	-	-	-	-	-	500.00
BLACKSMITH			M	400	500	500	500	500	500	500	500	500	-	700	500	509.09
			W	-	-	-	-	500	-	-	-	-	-	-	-	500.00
COBBLER			M	400	500	500	500	500	500	500	500	500	-	-	500	490.00
			W	-	-	-	-	500	-	-	-	-	-	-	-	500.00
FIELD LABOUR		SOWER	M	-	-	-	400	400	-	400	-	-	-	-	-	400.00
			W	-	-	-	-	350	-	350	-	-	-	-	-	350.00
		WEEDER	M	400	-	-	-	400	400	400	-	-	-	300	-	380.00
			W	-	-	-	-	350	350	350	-	-	-	-	-	350.00
		REAPER & HARVESTER	M	-	-	400	400	-	-	-	400	400	700	-	-	460.00
			W	-	-	350	350	-	-	-	350	350	-	-	-	350.00
HERDSMAN		HERDSMAN	M	-	-	350	500	-	-	-	-	-	-	400	-	416.67
District: Pali																
Center: ATPARA	SKILLED LABOUR	CARPENTER	M	800	800	800	800	800	800	800	800	800	800	800	800	800.00
			W	800	800	800	800	800	800	800	800	800	800	800	800	800.00
		BLACKSMITH	M	600	600	600	600	600	600	600	600	600	600	600	600	600.00
			W	600	600	600	600	600	600	600	600	600	600	600	600	600.00
		COBBLER	M	600	600	600	600	600	600	600	600	600	600	600	600	600.00
			W	600	600	600	600	600	600	600	600	600	600	600	600	600.00
	FIELD LABOUR	PLOUGHMAN	M	500	500	500	500	500	500	500	500	500	500	500	500	500.00
			W	500	500	500	500	500	500	500	500	500	500	500	500	500.00
		SOWER	M	500	500	500	500	500	500	500	500	500	500	500	500	500.00
			W	500	500	500	500	500	500	500	500	500	500	500	500	500.00
		WEEDER	M	-	-	-	-	-	-	-	500	400	-	-	-	450.00
			W	-	-	-	-	-	-	-	500	400	-	-	-	450.00
		REAPER & HARVESTER	M	-	-	400	400	400	400	400	400	400	400	400	400	400.00
			W	-	-	400	350	350	350	350	350	350	400	350	400	366.67
	HERDSMAN	HERDSMAN	M	500	500	500	-	500	550	500	500	500	500	500	-	505.00

Average Daily Agricultural Wages and Non Agricultural Wages (in Rs.) - 2020-21																	
State/District/Center	Labour Category	Labour Type	Gen	Jul	Aug	Sep	Oct	Nov	Dec	Jan	Feb	Mar	Apr	May	Jun	Annual Average	
Center: NIMAJ	SKILLED LABOUR	CARPENTER	M	410	410	360	360	360	360	410	410	410	410	410	410	393.33	
		BLACKSMITH	M	460	460	460	460	410	410	410	410	410	410	360	460	360	422.50
			W	360	360	410	410	310	310	310	310	310	310	310	310	310	335.00
		COBBLER	M	360	360	410	410	410	410	410	410	410	410	360	410	360	393.33
			W	310	310	360	360	310	310	-	310	310	310	310	310	310	319.09
		FIELD LABOUR	WEEDER	M	360	310	360	310	310	310	310	310	310	310	-	310	319.09
	W			360	310	360	310	310	310	310	310	310	310	-	310	319.09	
	REAPER & HARVESTER		M	360	310	410	360	-	-	-	310	310	310	310	310	310	332.22
			W	360	310	410	360	-	-	-	310	310	310	310	310	310	332.22
	HERDSMAN	HERDSMAN	M	400	-	450	450	400	400	400	400	400	400	400	400	409.09	
District: Pratapgarh																	
Center: DALOT	SKILLED LABOUR	CARPENTER	M	300	300	300	300	300	300	300	300	300	300	300	300	300.00	
			W	300	300	300	300	300	300	300	300	300	300	300	300	300.00	
		BLACKSMITH	M	300	300	300	300	300	300	300	300	300	300	300	300	300	300.00
			W	300	300	300	300	300	300	300	300	300	300	300	300	300	300.00
		COBBLER	M	250	250	250	250	250	250	250	250	250	250	250	-	250	250.00
			W	250	250	250	250	250	250	250	250	250	250	250	-	250	250.00
	FIELD LABOUR	PLOUGHMAN	M	250	250	250	250	250	250	250	250	250	250	250	250	250	250.00
			W	250	250	250	250	250	250	250	250	250	250	250	250	250	250.00
		SOWER	M	250	250	250	250	250	250	250	250	250	250	250	250	250	250.00
			W	250	250	250	250	250	250	250	250	250	250	250	250	250	250.00
		WEEDER	M	200	200	200	200	200	200	200	200	200	200	200	200	200	200.00
			W	200	200	200	200	200	200	200	200	200	200	200	200	200	200.00
		REAPER & HARVESTER	M	150	150	150	150	150	150	150	150	150	150	150	150	150	150.00
			W	150	150	150	150	150	150	150	105	150	150	150	150	300	158.75
	HERDSMAN	HERDSMAN	M	150	150	150	150	300	150	150	150	150	150	150	150	150	162.50
			W	150	150	150	150	150	150	150	150	150	150	150	150	150	150.00
Center: GADOLA	SKILLED LABOUR	BLACKSMITH	M	410	310	410	310	460	460	510	510	410	410	410	410	418.33	
			W	-	-	-	-	-	-	210	210	410	-	410	410	330.00	
		COBBLER	M	410	310	-	310	310	310	410	410	410	410	415	410	410	374.09
			W	-	-	310	-	-	-	255	255	360	-	-	-	-	295.00
	FIELD LABOUR	REAPER & HARVESTER	M	-	-	310	-	-	-	255	255	360	-	-	-	295.00	
			W	-	-	310	-	-	-	255	255	360	-	-	-	295.00	
		HERDSMAN	HERDSMAN	M	-	150	-	150	150	150	200	250	-	-	-	-	175.00
				W	-	150	-	150	150	150	150	150	-	-	-	-	150.00
District: Rajsamand																	
Center: MACHIND	SKILLED LABOUR	CARPENTER	M	550	550	550	550	550	550	550	550	550	550	550	550	550.00	
			W	550	550	550	550	550	550	550	550	550	550	550	550	550.00	
		COBBLER	M	300	350	350	350	350	350	300	300	300	300	300	300	300	320.83
			W	250	250	250	250	250	250	250	250	250	250	250	250	250	250.00
		FIELD LABOUR	PLOUGHMAN	M	450	450	450	450	450	450	450	300	300	300	300	300	375.00
				W	-	-	-	250	250	250	250	250	250	250	250	250	250.00
	SOWER		M	450	450	450	450	450	450	300	300	300	300	300	300	375.00	
			W	-	-	-	250	250	250	250	250	250	250	250	250	250.00	
	WEEDER		M	300	300	300	300	300	300	300	300	300	300	300	300	300.00	
			W	250	250	250	250	250	250	250	250	250	250	250	250	250.00	
	REAPER & HARVESTER		M	325	325	275	325	325	325	300	300	300	300	300	300	300	308.33
			W	300	325	250	250	275	250	250	250	250	250	250	250	250	262.50
	HERDSMAN	HERDSMAN	M	-	300	300	300	450	450	300	550	550	550	550	550	440.91	
			W	-	250	250	250	350	350	250	300	300	300	300	300	290.91	

Average Daily Agricultural Wages and Non Agricultural Wages (in Rs.) - 2020-21																		
State/District/Center	Labour Category	Labour Type	Gen	Jul	Aug	Sep	Oct	Nov	Dec	Jan	Feb	Mar	Apr	May	Jun	Annual Average		
Center: THEEKARWAS KALAN	SKILLED LABOUR	CARPENTER	M	550	550	550	550	550	550	550	550	550	550	550	550	550.00		
		BLACKSMITH	M	550	550	550	550	550	550	550	550	550	550	550	550	550.00		
		COBBLER	M	300	300	350	350	350	350	400	400	400	400	400	400	400	366.67	
			W	250	250	250	250	250	250	300	300	300	300	300	300	300	275.00	
	FIELD LABOUR	PLOUGHMAN	M	450	450	450	450	450	450	450	300	300	300	300	300	300	375.00	
			W	-	-	250	250	250	250	250	250	250	250	250	250	250	250.00	
		SOWER	M	450	450	450	450	450	450	450	300	300	300	300	300	300	300	375.00
			W	-	-	250	250	250	250	250	250	250	250	250	250	250	250.00	
		WEEDER	M	300	300	300	300	300	300	300	300	300	300	300	300	300	300.00	
			W	250	250	250	250	250	250	250	250	250	250	250	250	250	250.00	
		REAPER & HARVESTER	M	325	325	300	325	325	300	300	300	300	300	300	260	300	305.00	
			W	300	300	250	275	275	250	265	260	260	260	260	250	260	267.08	
	HERDSMAN	HERDSMAN	M	250	500	300	300	400	450	350	350	350	350	350	350	350	358.33	
			W	200	300	250	250	350	350	250	250	250	250	250	250	250	266.67	
District: Sawai madhopur																		
Center: CHHAN	SKILLED LABOUR	CARPENTER	M	-	-	350	350	-	350	350	-	-	-	-	-	350.00		
		BLACKSMITH	M	350	300	350	300	350	350	350	350	300	300	300	300	350	325.00	
		COBBLER	M	300	300	300	350	350	350	350	350	350	350	350	350	350	337.50	
	FIELD LABOUR	PLOUGHMAN	M	-	-	-	-	-	-	-	-	-	-	350	-	350	350.00	
			W	-	-	-	-	-	-	-	-	-	-	350	-	400	375.00	
		REAPER & HARVESTER	M	-	-	350	-	300	300	300	350	350	-	350	-	-	328.57	
			W	-	-	350	-	250	250	250	350	350	-	350	-	-	307.14	
	HERDSMAN	HERDSMAN	M	300	300	300	300	200	200	200	300	300	300	300	300	275.00		
Center: KHANDEEP	SKILLED LABOUR	CARPENTER	M	300	300	300	300	300	300	300	300	300	200	-	200	281.82		
			W	-	-	300	-	-	-	300	-	-	-	-	-	300.00		
		BLACKSMITH	M	300	300	300	300	300	300	300	300	300	200	200	-	200	272.73	
			W	200	200	200	200	200	200	-	-	-	-	-	-	200	200.00	
	COBBLER	M	100	200	200	200	200	200	200	200	200	-	-	-	200	190.00		
	FIELD LABOUR	PLOUGHMAN	M	500	500	500	500	500	500	500	-	-	500	500	500	600	510.00	
		SOWER	M	500	-	500	500	500	500	500	-	-	-	-	-	500	500.00	
		WEEDER	M	300	300	-	500	500	500	500	500	500	-	-	-	300	425.00	
			W	300	300	-	300	300	300	300	300	300	-	-	-	300	300.00	
		REAPER & HARVESTER	M	-	-	400	500	-	-	300	300	400	300	-	-	-	366.67	
W			-	-	400	300	-	-	300	300	300	200	-	-	-	300.00		
District: Sikar																		
Center: KUDAN	SKILLED LABOUR	CARPENTER	M	700	700	700	700	700	700	700	700	700	700	700	700	700.00		
		BLACKSMITH	M	500	500	500	500	500	500	500	500	500	500	500	500	500.00		
		COBBLER	M	500	500	500	500	500	500	500	500	500	500	500	500	500.00		
	FIELD LABOUR	PLOUGHMAN	M	500	500	500	500	500	500	500	500	500	500	500	500	500.00		
		SOWER	M	500	500	500	500	500	500	500	500	500	500	500	500	500.00		
		WEEDER	M	450	450	450	450	450	450	450	450	450	450	450	450	450	450.00	
			W	450	450	450	450	450	450	450	450	450	450	450	450	450	450.00	
		REAPER & HARVESTER	M	425	425	425	425	425	425	425	425	425	425	425	425	425	425.00	
			W	425	425	425	425	425	425	425	425	425	425	425	425	425	425.00	
	HERDSMAN	HERDSMAN	M	400	400	400	400	400	400	400	400	400	400	400	400	400	400.00	
			W	400	400	400	400	400	400	400	400	-	400	400	400	400	400.00	

Average Daily Agricultural Wages and Non Agricultural Wages (in Rs.) - 2020-21																	
State/District/Center	Labour Category	Labour Type	Gen	Jul	Aug	Sep	Oct	Nov	Dec	Jan	Feb	Mar	Apr	May	Jun	Annual Average	
Center: PALSANA	SKILLED LABOUR	CARPENTER	M	700	700	700	700	700	700	700	700	700	700	700	700	700.00	
		BLACKSMITH	M	500	500	500	500	500	500	500	500	500	500	500	500	500.00	
		COBBLER	M	500	500	500	500	500	500	500	500	500	500	500	500	500.00	
	FIELD LABOUR	PLOUGHMAN	M	500	500	500	500	500	500	500	500	500	500	500	500	500	500.00
		SOWER	M	500	500	500	500	500	500	500	500	500	500	500	500	500.00	
		WEEDER	M	450	450	450	450	450	450	450	450	450	450	450	450	450	450.00
			W	450	450	450	450	450	450	450	450	450	450	450	450	450	450.00
		REAPER & HARVESTER	M	425	425	425	425	425	425	425	425	425	425	425	425	425	425.00
			W	425	425	425	425	425	425	425	425	425	425	425	425	425	425.00
	HERDSMAN	HERDSMAN	M	400	400	400	400	400	400	400	400	400	400	400	400	400	400.00
			W	400	400	400	400	400	400	400	400	400	400	400	400	400.00	
District: Sirohi																	
Center: ANADRA	SKILLED LABOUR	CARPENTER	M	500	500	500	500	500	500	500	500	500	500	500	500	500.00	
		BLACKSMITH	M	500	500	500	500	500	500	500	500	500	500	500	500	500.00	
	FIELD LABOUR	PLOUGHMAN	M	340	340	340	340	340	340	340	340	340	350	350	350	350	343.33
			W	280	280	280	280	280	280	280	280	280	300	300	300	300	286.67
	HERDSMAN	HERDSMAN	M	200	200	200	200	200	200	200	200	200	250	250	250	250	216.67
			W	200	200	200	200	200	200	200	200	200	200	200	200	200	200.00
Center: JOGAPURA	SKILLED LABOUR	CARPENTER	M	500	500	500	500	500	500	500	500	500	500	500	500	500.00	
		BLACKSMITH	M	500	500	500	500	500	500	500	500	500	500	500	500	500.00	
	FIELD LABOUR	PLOUGHMAN	M	340	340	340	340	340	340	340	340	340	350	350	350	350	343.33
			W	280	280	280	280	280	280	280	280	280	300	300	300	300	286.67
	HERDSMAN	HERDSMAN	M	200	200	200	200	200	200	200	200	200	250	250	250	250	216.67
			W	200	200	200	200	200	200	200	200	200	200	200	200	200	200.00
District: Tonk																	
Center: MANDOLAI	SKILLED LABOUR	CARPENTER	M	450	450	450	450	450	450	450	450	450	450	450	450	450.00	
		BLACKSMITH	M	480	480	480	500	500	500	500	500	500	500	500	500	500	495.00
		COBBLER	M	450	450	450	450	450	450	450	450	450	450	450	450	450	450.00
	FIELD LABOUR	PLOUGHMAN	M	-	-	510	520	520	-	-	-	-	-	600	600	550.00	
			SOWER	M	-	-	-	520	520	-	-	-	-	-	600	600	546.67
		WEEDER	M	350	-	-	-	-	300	300	-	-	-	-	-	-	316.67
			W	350	-	-	-	-	300	300	-	-	-	-	-	-	316.67
		REAPER & HARVESTER	M	-	350	300	-	-	-	-	250	300	300	-	-	-	300.00
			W	-	350	300	-	-	-	-	250	300	300	-	-	-	300.00
	HERDSMAN	HERDSMAN	M	350	350	350	350	350	350	350	350	350	350	350	350	350	350.00
			W	325	350	325	325	325	325	325	325	325	325	325	325	325	327.08
Center: PACHEWAR	SKILLED LABOUR	CARPENTER	M	470	470	470	500	500	500	500	500	500	500	500	500	492.50	
		BLACKSMITH	M	530	530	530	530	530	530	530	530	530	530	530	530	530.00	
		COBBLER	M	470	470	470	500	500	500	500	500	500	500	500	500	492.50	
	FIELD LABOUR	PLOUGHMAN	M	-	-	530	550	550	-	-	-	-	-	600	600	566.00	
			SOWER	M	-	-	530	550	550	-	-	300	-	-	-	600	506.00
		WEEDER	W	-	-	-	-	-	-	-	300	-	-	-	-	300.00	
			M	400	-	350	-	-	300	300	-	-	-	-	-	337.50	
		REAPER & HARVESTER	W	325	-	-	-	-	300	300	-	-	-	-	-	308.33	
			M	-	400	300	-	-	-	-	-	350	350	-	-	350.00	
	HERDSMAN	HERDSMAN	W	-	350	300	-	-	-	-	-	325	325	-	-	325.00	
			M	350	350	350	350	350	350	350	350	350	350	350	350	350.00	
W	325	325	325	325	325	325	325	325	325	325	325	325	325	325.00			
District: Udaipur																	

Average Daily Agricultural Wages and Non Agricultural Wages (in Rs.) - 2020-21																		
State/District/Center	Labour Category	Labour Type	Gen	Jul	Aug	Sep	Oct	Nov	Dec	Jan	Feb	Mar	Apr	May	Jun	Annual Average		
Center: BOKHARA	SKILLED LABOUR	CARPENTER	M	350	350	350	360	360	360	360	360	350	360	360	350	355.83		
		BLACKSMITH	M	400	400	400	400	400	400	400	400	400	400	400	400	400	400.00	
	FIELD LABOUR	PLOUGHMAN	M	350	350	350	360	360	360	360	360	360	360	360	360	300	352.50	
			W	270	270	270	270	270	270	270	270	270	270	270	270	250	268.33	
		SOWER	M	250	250	250	260	260	260	260	260	260	260	260	260	230	255.00	
			W	230	230	230	240	240	240	240	240	240	240	240	240	200	234.17	
		WEEDER	M	350	350	350	350	350	350	350	350	350	350	350	350	310	346.67	
			W	300	300	300	300	300	300	300	300	300	300	300	300	270	297.50	
	REAPER & HARVESTER	M	250	250	250	280	260	250	260	260	260	260	260	260	170	250.83		
		W	-	-	-	-	250	250	-	250	250	250	250	250	170	238.57		
HERDSMAN	HERDSMAN	M	250	250	250	280	260	250	260	260	260	260	260	260	170	250.83		
		W	-	-	-	-	250	250	-	250	250	250	250	250	170	238.57		
Center: JOGIWAR	SKILLED LABOUR	CARPENTER	M	600	600	600	600	600	600	600	600	600	600	600	600	600	600.00	
		BLACKSMITH	M	500	500	500	500	500	500	500	400	500	500	500	500	500	491.67	
	FIELD LABOUR	PLOUGHMAN	M	400	400	400	400	400	400	400	400	400	400	400	400	400	400.00	
			W	350	350	350	350	350	350	350	350	350	350	350	350	350	350.00	
		SOWER	M	400	400	400	400	400	400	400	400	400	400	400	400	-	400.00	
			W	350	350	350	350	350	350	350	350	350	350	350	350	-	350.00	
		WEEDER	M	400	400	400	400	400	400	400	400	400	400	400	400	400	400	400.00
			W	350	350	350	350	350	350	350	350	350	350	350	350	350	350	350.00
	HERDSMAN	HERDSMAN	M	400	400	400	400	400	400	400	400	400	400	400	400	400	400.00	
			W	350	350	350	350	350	350	350	350	350	350	350	350	350	350.00	
	Table 6.17																	
	State: Tamil Nadu																	
District: Ariyalur																		
Center: ARIYALUR	SKILLED LABOUR	BLACKSMITH	M	525	525	525	525	525	525	525	525	525	525	525	525	525.00		
	FIELD LABOUR	SOWER	M	462	-	387	387	400	-	-	-	350	-	-	-	397.20		
			W	202	-	202	202	202	156	200	200	200	-	200	-	196.00		
		WEEDER	M	-	-	-	-	-	480	-	480	-	-	-	-	-	480.00	
			W	198	198	203	203	202	205	206	195	200	202	202	201	201	201.17	
		REAPER & HARVESTER	M	-	500	490	490	-	-	462.5	425	450	400	-	-	-	459.64	
			W	190	200	193	193	200	180	207.5	201	216	200	200	200	200	198.38	
	OTHER AGRICULTURAL LABOUR	OTHER AGRICULTURAL LABOUR	M	414	392	414	414	432	420	400	383	407	426	407	426	411.25		
W			200	200	200	200	200	200	200	200	200	-	-	-	200.00			
District: Coimbatore																		
Center: COIMBATORE	FIELD LABOUR	SOWER	M	400	400	405	405	375	415	350	-	-	-	-	345	386.88		
			W	252	258	263	262	262	267	265	275	270	-	300	276	268.18		
		WEEDER	M	500	500	500	500	437	375	375	375	-	-	375	375	431.20		
			W	262	261	260	248	262	256	268	264	264	267	367	267	270.50		
		REAPER & HARVESTER	M	525	525	483	483	483	483	433	442	442	425	428	428	465.00		
			W	265	260	259	259	261	269	263.5	268	271	266	279	274	266.21		
	OTHER AGRICULTURAL LABOUR	OTHER AGRICULTURAL LABOUR	M	438	454	454	447	438	440	440	430	430	428	428	430	438.08		
	District: Cuddalore																	

Average Daily Agricultural Wages and Non Agricultural Wages (in Rs.) - 2020-21																	
State/District/Center	Labour Category	Labour Type	Gen	Jul	Aug	Sep	Oct	Nov	Dec	Jan	Feb	Mar	Apr	May	Jun	Annual Average	
Center: CUDDALORE	SKILLED LABOUR	CARPENTER	M	450	750	-	750	750	700	750	750	750	750	750	750	718.18	
	FIELD LABOUR	SOWER	M	400	400	400	387	350	370	412.5	430	375	430	430	432	401.38	
			W	200	160	153	170	175	187	187	200	155	-	-	-	176.33	
		WEEDER	M	412	400	450	425	426	417	350	383	350	375	383	395	397.17	
			W	168	160	180	171	181	180	175	378	181	178	170	174	191.33	
		REAPER & HARVESTER	M	436	400	216	450	500	500	440	414	460	437	450	450	429.42	
			W	172	163	160	150	-	-	162	178	178	170	173	155	166.10	
	OTHER AGRICULTURAL LABOUR	OTHER AGRICULTURAL LABOUR	M	407	422	398	402	407	412	423	421	416	422	422	410	413.50	
			W	160	200	200	200	190	180	200	176	200	195	190	180	189.25	
	District: Dharmapuri																
Center: DHARMAPURI	FIELD LABOUR	PLOUGHMAN	M	338	317	330	325	325	325	325	325	310	300	300	300	318.33	
		SOWER	M	381	380	375	400	400	400	-	-	-	-	-	-	412	392.57
			W	172	182	180	167	-	150	-	-	-	-	-	-	180	171.83
		WEEDER	W	171	174	174	174	181	178	178	184	184	189	184	188	179.92	
		REAPER & HARVESTER	M	350	350	350	375	400	400	400	400	400	400	404	400	350	381.58
			W	184	174	165	165	191	184	374	181	190	187	188	188	188	197.58
	OTHER AGRICULTURAL LABOUR	OTHER AGRICULTURAL LABOUR	M	386	383	389	393	392	389	392	393	390	390	389	391	389.75	
			W	175	180	175	180	180	180	180	180	180	175	175	175	180	177.92
	District: Dindigul																
	Center: DINDIGUL	SKILLED LABOUR	BLACKSMITH	M	570	540	500	500	500	500	500	500	500	500	500	500	509.17
FIELD LABOUR		PLOUGHMAN	M	-	-	600	600	600	800	-	-	-	-	-	-	650.00	
		SOWER	M	390	380	430	430	450	450	400	400	400	400	-	-	413.00	
			W	206	208	217	221	217	214	225	210	207	190	-	-	211.50	
		WEEDER	M	300	300	300	300	300	300	300	300	300	300	300	300	300.00	
			W	219	207	204	209	208	208	206	205	211	211	211	212	209.25	
		REAPER & HARVESTER	M	400	350	350	350	350	350	400	350	450	350	350	350	350	366.67
W			222	218	216	210	214	218	215	218	222	224	239	249	222.08		
OTHER AGRICULTURAL LABOUR		OTHER AGRICULTURAL LABOUR	M	415	427	427	420	427	420	415	415	414	414	421	421	419.67	
			W	206	217	210	210	215	220	207	207	205	206	207	203	209.42	
District: Erode																	
Center: ERODE	FIELD LABOUR	PLOUGHMAN	M	-	-	-	-	700	-	-	-	-	-	-	-	700.00	
		SOWER	M	401	408	419	433	440	423	431	431	431	430	420	435	425.17	
			W	186	222	220	219	226	226	224	223	223	228	228	227	221.00	
		WEEDER	M	386	386	393	393	376	376	393	397	433	349	349	349	381.67	
			W	192	220	218	217	217	217	217	217	215	215	215	215	214.58	
		REAPER & HARVESTER	M	381	397	407	407	404	428	427	406	425	396	426	426	410.83	
	W		193	228	222	220	216	229	227	468	221	216	222	228	240.83		
	OTHER AGRICULTURAL LABOUR	OTHER AGRICULTURAL LABOUR	M	566	566	540	540	540	540	540	566	266	519	519	523	518.75	
			W	199	226	227	227	227	227	226.5	226	226	232	232	231	225.54	
	District: Kanchipuram																

Average Daily Agricultural Wages and Non Agricultural Wages (in Rs.) - 2020-21																	
State/District/Center	Labour Category	Labour Type	Gen	Jul	Aug	Sep	Oct	Nov	Dec	Jan	Feb	Mar	Apr	May	Jun	Annual Average	
Center: KANCHEEPURAM	SKILLED LABOUR	CARPENTER	M	700	733	733	733	733	733	733	733	733	733	800	800	741.42	
	FIELD LABOUR	PLOUGHMAN	M	420	420	-	-	430	450	450	450	450	-	-	450	450	440.00
		SOWER	M	500	533	467	555	700	477	510	500	550	550	600	550	600	541.00
			W	250	350	250	350	-	-	-	-	250	250	250	250	-	275.00
		WEEDER	M	-	700	700	-	-	-	-	-	600	600	600	650	-	641.67
			W	163	200	194	173	178	203	190	199	205	203	192	196	196	191.33
		REAPER & HARVESTER	M	150	-	-	500	500	-	-	-	-	-	600	-	-	437.50
	W		200	300	150	204	300	210	200	200	225	260	186	-	-	221.36	
OTHER AGRICULTURAL LABOUR	OTHER AGRICULTURAL LABOUR	M	463	466	475	482	486	520	516	535	536	521	539	534	506.08		
	W	440	350	350	350	-	350	325	275	300	-	287	300	300	332.70		
District: Kanniyakumari																	
Center: KANYAKUMARI	SKILLED LABOUR	CARPENTER	M	-	-	800	800	800	800	800	800	800	800	800	800	800.00	
		BLACKSMITH	M	-	-	875	833	833	800	800	800	800	800	800	800	800	814.10
	FIELD LABOUR	WEEDER	M	325	-	-	-	-	-	-	-	-	-	-	-	-	325.00
			W	-	450	300	-	250	337	360	-	-	-	-	-	-	339.40
		REAPER & HARVESTER	M	-	900	900	920	935	-	-	-	-	-	-	-	-	913.75
			W	-	-	300	-	-	-	-	-	-	-	-	-	-	300.00
OTHER AGRICULTURAL LABOUR	OTHER AGRICULTURAL LABOUR	M	788	791	791	792	792	792	790	790	790	791	790	797	791.17		
District: Karur																	
Center: KARUR	SKILLED LABOUR	CARPENTER	M	450	450	-	-	-	-	-	-	-	-	-	-	450.00	
	FIELD LABOUR	SOWER	M	-	350	-	-	-	-	-	-	-	-	-	-	350.00	
			W	152	153	153	150	153	150	-	-	-	-	-	154	152.14	
		WEEDER	M	350	350	-	-	-	-	-	-	-	-	-	-	-	350.00
			W	125	125	125	125	125	125	125	125	125	125	125	125	125	125.00
	REAPER & HARVESTER	M	600	-	400	400	350	363	355	337	350	300	300	407	378.36		
W		189	182	182	171	160	214	217	207	185	180	180	216	190.25			
OTHER AGRICULTURAL LABOUR	OTHER AGRICULTURAL LABOUR	M	315	373	406	396	425	437	430	540	425	420	423	523	426.08		
	W	225	-	159	152	164	211	150	-	-	150	150	231	176.89			
District: Krishnagiri																	
Center: KRISHNAGIRI	SKILLED LABOUR	CARPENTER	M	450	450	450	450	450	450	450	450	450	450	450	450	450.00	
		BLACKSMITH	M	400	400	400	400	400	400	400	400	400	400	400	400	400.00	
	FIELD LABOUR	PLOUGHMAN	M	343	343	343	343	343	283	283	300	300	300	300	300	315.08	
			W	233	230	230	230	237	230	225	250	-	-	250	217	233.20	
		SOWER	M	500	500	500	500	500	500	-	-	-	-	-	500	500.00	
			W	233	230	230	230	237	230	225	250	-	-	250	217	233.20	
		WEEDER	M	225	225	225	225	225	225	225	225	225	229	231	229	228	226.42
			W	225	225	225	225	225	225	225	225	225	225	225	225	225	225.00
	REAPER & HARVESTER	M	500	500	500	500	500	500	500	500	500	500	500	500	500	500.00	
		W	225	225	225	225	219	218	220	215	215	227	231	227	227	222.67	
OTHER AGRICULTURAL LABOUR	OTHER AGRICULTURAL LABOUR	M	489	489	489	489	483	483	489	489	489	489	489	489	488.00		
	W	212	212	212	225	225	225	225	225	225	225	225	225	225	221.75		
District: Madurai																	

Average Daily Agricultural Wages and Non Agricultural Wages (in Rs.) - 2020-21																		
State/District/Center	Labour Category	Labour Type	Gen	Jul	Aug	Sep	Oct	Nov	Dec	Jan	Feb	Mar	Apr	May	Jun	Annual Average		
Center: MADURAI	SKILLED LABOUR	CARPENTER	M	-	200	-	-	-	-	-	-	-	-	-	-	200.00		
		COBBLER	M	220	220	-	-	-	-	-	-	-	-	-	-	-	220.00	
	FIELD LABOUR	PLOUGHMAN	M	720	-	500	533	-	-	-	-	-	-	-	-	600	588.25	
			W	176	183	190	188	213	213	-	150	-	-	150	-	400	182.88	
		SOWER	M	250	383	350	350	260	300	-	350	400	400	400	-	400	344.30	
			W	176	183	190	188	213	213	-	150	-	-	150	-	400	182.88	
		WEEDER	M	325	350	-	-	-	-	-	-	-	-	-	-	-	-	337.50
			W	190	213	168	171	170	168	182	177	172	158	177	200	200	178.83	
	REAPER & HARVESTER	M	457	490	500	528	514	399	474	474	474	450	462	447	447	472.42		
		W	182	187	176	188	189	214	198	197	213	167	198	201	201	192.50		
OTHER AGRICULTURAL LABOUR	OTHER AGRICULTURAL LABOUR	M	402	380	366	373	376	375	384	411	420	375	380	392	392	386.17		
		W	200	150	283	225	223	207	207	207	207	150	217	300	300	214.67		
District: Nagapattinam																		
Center: NAGAPATTINAM	SKILLED LABOUR	CARPENTER	M	500	500	500	505	500	500	500	500	550	550	550	500	512.92		
		BLACKSMITH	M	438	472	472	450	472	472	472	472	472	505	505	505	457	474.33	
	FIELD LABOUR	PLOUGHMAN	M	1200	2000	830	830	-	-	-	-	-	-	-	-	-	1,215.00	
			W	182	171	171	-	-	187	187	191	212	200	200	-	189.00		
		SOWER	M	375	-	388	384	388	-	375	374	400	375	412	387	387	385.80	
			W	182	171	171	-	-	187	187	191	212	200	200	-	189.00		
		WEEDER	M	-	-	-	-	-	-	-	-	-	-	400	400	425	408.33	
			W	171	167	-	200	194	196	-	-	225	237	237	212	212	204.33	
	REAPER & HARVESTER	M	-	425	425	400	514	-	448	454	450	434	400	-	-	438.89		
		W	180	185	213	250	-	-	235	229	206	195	203	240	240	213.60		
OTHER AGRICULTURAL LABOUR	OTHER AGRICULTURAL LABOUR	M	396	395	178	407	402	433	446	375	443	479	430	392	392	398.00		
		W	173	168	429	187	193	194	196	200	200	190	190	200	200	210.00		
District: Namakkal																		
Center: NAMAKKAL	SKILLED LABOUR	CARPENTER	M	600	600	-	-	-	-	-	-	-	-	-	-	600.00		
		FIELD LABOUR	SOWER	M	456	456	495	462	483	475	450	475	450	500	450	475	468.92	
	W			208	208	210	207	208	208	206	200	217	212	207	207	208.17		
	WEEDER		M	400	400	400	400	-	-	400	400	400	-	400	400	400	400.00	
			W	210	210	211	211	212	213	211	213	213	213	213	214	214	212.00	
	REAPER & HARVESTER		M	400	400	450	475	425	462	500	500	450	450	450	425	425	448.92	
			W	208	207	217	212	205	218	221	233	217	216	205	205	205	213.67	
	OTHER AGRICULTURAL LABOUR	OTHER AGRICULTURAL LABOUR	M	476	476	497	499	499	507	503	503	508	509	504	204	473.75		
District: Perambalur																		
Center: PERAMBALLUR	FIELD LABOUR	SOWER	M	392	364	364	364	-	-	-	-	-	-	-	-	371.00		
			W	196	199	199	196	196	196	196	196	196	195	200	200	197.08		
		WEEDER	M	364	-	-	-	-	-	-	-	-	-	-	-	-	364.00	
			W	196	199	199	199	199	199	199	199	199	199	199	199	202	199.00	
		REAPER & HARVESTER	M	-	-	-	-	-	364	392	402	418	418	444	364	364	400.29	
			W	190	195	202	195	195	196	199	206	214	213	212	193	193	200.83	
	OTHER AGRICULTURAL LABOUR	OTHER AGRICULTURAL LABOUR	M	420	406	406	406	406	406	406	406	406	406	406	406	406	407.17	
			W	190	190	195	190	190	190	190	190	190	190	190	-	-	190.50	
District: Pudukkottai																		

Average Daily Agricultural Wages and Non Agricultural Wages (in Rs.) - 2020-21																	
State/District/Center	Labour Category	Labour Type	Gen	Jul	Aug	Sep	Oct	Nov	Dec	Jan	Feb	Mar	Apr	May	Jun	Annual Average	
Center: PUDUKKOTTAI	FIELD LABOUR	PLOUGHMAN	M	600	600	-	600	600	600	-	-	-	-	-	-	600.00	
		SOWER	M	500	433	380	375	332	430	400	-	412	-	-	-	407.75	
			W	174	236	183	181	165	169	155	150	175	160	160	160	172.33	
		WEEDER	W	157	150	157	164	171	161	155	165	167	163	154	153	159.75	
		REAPER & HARVESTER	M	400	-	400	-	-	373	430	434	450	-	446	450	422.88	
	W		162	199	186	173	165	176	172	172	182	155	175	155	172.67		
	OTHER AGRICULTURAL LABOUR	OTHER AGRICULTURAL LABOUR	M	454	473	455	455	467	455	450	471	445	435	464	444	455.67	
		W	233	250	200	200	200	200	200	200	200	200	200	200	200	206.92	
District: Ramanathapuram																	
Center: RAMANATHAPURAM	FIELD LABOUR	SOWER	M	-	-	422	467	-	-	300	-	-	-	-	-	396.33	
			W	-	-	-	-	-	-	-	250	214	-	-	-	232.00	
		WEEDER	W	-	-	200	256	251	257	-	250	205	200	-	-	231.29	
		REAPER & HARVESTER	M	-	-	500	500	500	500	550	500	500	500	496	494	504.00	
	W		200	500	-	-	-	200	282	291	230	212	212	217	260.44		
	OTHER AGRICULTURAL LABOUR	OTHER AGRICULTURAL LABOUR	M	500	200	-	417	533	480	533	-	466	467	476	464	453.60	
W		-	-	-	-	-	-	-	-	-	225	-	-	200	212.50		
District: Salem																	
Center: SALEM	SKILLED LABOUR	BLACKSMITH	M	321	321	321	321	321	322	321.5	321	312	321	321	321	320.38	
	FIELD LABOUR	PLOUGHMAN	M	400	400	400	400	400	400	400	400	-	-	400	400	400	400.00
			W	198	199	200	200	197	200	202	201	196	200	199	198	199.17	
		WEEDER	M	420	459	420	420	385	385	428	428	428	428	428	428	428	421.42
			W	195	196	192	194	192	195	196	198	198	198	198	198	195	195.58
		REAPER & HARVESTER	M	464	464	415	469	514	461	455	458	460	460	422	469	459.25	
			W	228	226	210	213	223	216	210	201	217	218	195	227	215.33	
	OTHER AGRICULTURAL LABOUR	OTHER AGRICULTURAL LABOUR	M	441	441	441	441	440	444	448	444	449	444	444	444	443.42	
		W	-	-	180	180	-	180	190	180	180	-	180	180	181.25		
	District: Sivaganga																
Center: SIVAGANGAI	FIELD LABOUR	PLOUGHMAN	M	-	-	-	-	700	-	-	-	-	-	-	-	700.00	
			W	177	212	200	190	237	200	-	190	-	350	-	-	219.50	
		WEEDER	M	200	175	156	225	200	205	196	170	-	-	-	-	190.88	
			W	200	175	156	225	200	205	196	170	-	-	-	-	190.88	
		REAPER & HARVESTER	M	350	-	-	400	400	-	470	450	425	-	-	-	415.83	
	W		177	-	178	193	200	300	233	187	225	233	190	183	209.00		
	OTHER AGRICULTURAL LABOUR	OTHER AGRICULTURAL LABOUR	M	482	473	483	466	470	478	493	494	500	499	515	494	487.25	
W		245	227	236	175	208	210	220	225	206	227	196	215	215.83			
District: Thanjavur																	
Center: THANJAVUR	SKILLED LABOUR	CARPENTER	M	479	494	478	478	519	542	542	542	542	537	542	542	519.75	
		BLACKSMITH	M	450	450	450	450	450	450	450	450	450	450	450	450	450.00	
	FIELD LABOUR	PLOUGHMAN	M	-	-	-	-	-	-	-	-	-	700	-	-	700.00	
			W	371	375	372	375	367	350	367	365	379	375	380	383	371.58	
		SOWER	M	371	375	372	375	367	350	367	365	379	375	380	383	371.58	
			W	-	-	170	170	-	-	-	180	180	150	-	150	166.67	
		WEEDER	W	174	173	173	173	175	178	180	180	182	168	166	169	174.25	
		REAPER & HARVESTER	M	-	-	262	363	375	375	384	363	331	-	-	400	356.63	
	W		155	165	165	170	-	160	176	179	152	170	160	161	164.82		
	OTHER AGRICULTURAL LABOUR	OTHER AGRICULTURAL LABOUR	M	400	397	395	383	385	402	384	386	382	379	377	381	387.58	
W		177	177	178	178	184	184	177	177	178	175	175	178	178.17			
District: The nilgiris																	

Average Daily Agricultural Wages and Non Agricultural Wages (in Rs.) - 2020-21																	
State/District/Center	Labour Category	Labour Type	Gen	Jul	Aug	Sep	Oct	Nov	Dec	Jan	Feb	Mar	Apr	May	Jun	Annual Average	
Center: NILGIRIS	FIELD LABOUR	PLOUGHMAN	M	419	429	-	-	-	-	-	-	-	-	-	-	424.00	
		SOWER	M	479	472	491	496	472	479	479	496	477	493	493	493	493	485.00
			W	284	279	290	293	279	284	284	293	293	290	290	290	290	287.42
		WEEDER	M	557	528	528	528	528	528	528	528	465	477	496	493	493	512.42
			W	278	286	286	286	286	286	286	286	279	284	284	279	279	283.25
		REAPER & HARVESTER	M	472	472	472	479	479	472	479	479	493	476	479	479	479	479
	W		279	279	279	284	284	279	284	278	286	284	284	284	284	284	282.00
OTHER AGRICULTURAL LABOUR	OTHER AGRICULTURAL LABOUR	M	500	500	500	500	500	500	500	500	-	500	500	500	500.00		
District: Theni																	
Center: THENI	SKILLED LABOUR	BLACKSMITH	M	800	500	500	700	-	-	-	-	-	-	-	-	625.00	
		COBBLER	M	-	-	-	200	-	-	-	-	-	-	-	-	200.00	
	FIELD LABOUR	PLOUGHMAN	M	700	700	700	700	-	-	-	-	-	-	-	-	700.00	
		SOWER	M	427	427	421	421	428	400	400	400	400	-	-	-	413.78	
			W	213	219	216	220	214	217	217	225	225	217	217	217	218.08	
		WEEDER	M	450	450	450	450	450	450	450	450	450	450	450	450	450	450.00
			W	223	213	213	220	220	218	217.5	217	217	217	217	217	217	217.46
		REAPER & HARVESTER	M	411	433	450	400	400	417	409	408	417	417	417	417	417	416.33
	W		231	224	214	208	214	214	218	207	214	214	214	214	214	215.50	
	OTHER AGRICULTURAL LABOUR	OTHER AGRICULTURAL LABOUR	M	595	594	592	605	609	608	609	609	609	609	609	607	604.58	
W		263	272	268	270	270	270	270	270	270	270	270	270	261	268.67		
District: Thiruvallur																	
Center: THIRIVALLUR	FIELD LABOUR	PLOUGHMAN	M	-	850	800	-	-	-	-	-	-	450	-	-	700.00	
		SOWER	M	385	435	404	370	400	394	400	414	400	373	392	397	397.00	
			W	-	-	-	-	199	-	-	-	-	-	-	-	199.00	
		WEEDER	M	-	-	-	189	-	-	-	-	-	-	240	-	214.50	
			W	179	190	183	-	-	250	187	182	191	245	-	193	200.00	
		REAPER & HARVESTER	M	-	400	-	-	300	375	400	450	-	-	300	-	370.83	
	W		-	191	177	-	200	228	203	207	220	183	193	-	200.22		
	OTHER AGRICULTURAL LABOUR	OTHER AGRICULTURAL LABOUR	M	467	456	460	472	550	425	440	465	450	520	444	471	468.33	
District: Thiruvarur																	
Center: THIRUVARUR	SKILLED LABOUR	CARPENTER	M	567	600	600	600	600	600	600	600	-	600	600	600	597.00	
		BLACKSMITH	M	500	600	600	600	-	-	-	-	-	-	-	600	580.00	
	FIELD LABOUR	SOWER	M	375	375	382	394	-	-	-	375	-	-	375	375	378.71	
			W	-	-	-	-	-	-	-	150	-	-	-	-	150.00	
		WEEDER	W	150	173	150	150	150	150	-	-	-	150	150	150	152.56	
		REAPER & HARVESTER	M	-	-	-	-	-	413	-	-	-	-	-	-	413.00	
	W		150	150	-	-	-	-	-	-	-	-	-	-	150	150.00	
OTHER AGRICULTURAL LABOUR	OTHER AGRICULTURAL LABOUR	M	380	387	382	382	382	375	375	375	-	375	375	375	378.45		
District: Thoothukudi																	
Center: THOOTHUKUDI	FIELD LABOUR	SOWER	M	-	-	400	425	460	470	450	-	-	-	-	480	447.50	
			W	-	-	200	250	225	225	233	240	240	240	240	-	232.56	
		WEEDER	W	-	300	-	-	245	222	250	250	250	220	240	240	246.33	
		REAPER & HARVESTER	M	-	480	480	480	480	-	-	-	400	-	550	550	488.57	
	W		300	300	300	300	300	237	250	250	250	258	263	240	270.67		
	OTHER AGRICULTURAL LABOUR	OTHER AGRICULTURAL LABOUR	M	505	498	492	498	517	515	511	511	511	507	509	503	506.42	
W	257	246	258	257	247	247	267	256	256	264	260	251	255.50				
District: Tiruchirappalli																	

Average Daily Agricultural Wages and Non Agricultural Wages (in Rs.) - 2020-21																	
State/District/Center	Labour Category	Labour Type	Gen	Jul	Aug	Sep	Oct	Nov	Dec	Jan	Feb	Mar	Apr	May	Jun	Annual Average	
Center: TIRUCHIRAPALLI	FIELD LABOUR	SOWER	M	425	350	343	402	427	400	400	433	428	500	-	-	410.80	
			W	182	187	186	197	184	178	180	180	200	-	-	180	185.40	
		WEEDER	W	182	186	180	193	192	191	184	184	180	-	192	150	183.09	
		REAPER & HARVESTER	M	-	-	-	-	-	525	475	475	450	475	437	421	465.43	
	W		200	200	185	173	181	202	192	193	194	191	193	195	191.58		
OTHER AGRICULTURAL LABOUR	OTHER AGRICULTURAL LABOUR	M	-	-	-	960	-	-	960	540	480	-	500	730	695.00		
District: Tirunelveli																	
Center: TIRUNELVELI	FIELD LABOUR	SOWER	M	400	447	500	500	469	461	450	450	400	460	400	475	451.00	
			W	250	211	-	232	-	225	250	239	217	200	250	-	230.44	
		WEEDER	M	-	-	-	425	400	400	-	-	-	-	-	-	408.33	
			W	206	217	208	201	207	216	218	237	220	227	217	200	214.50	
		REAPER & HARVESTER	M	-	-	-	-	600	-	500	500	500	432	-	-	506.40	
			W	232	214	208	206	283	212	256	214	210	200	210	200	220.42	
OTHER AGRICULTURAL LABOUR	OTHER AGRICULTURAL LABOUR	M	734	737	689	629	628	627	650	689	689	679	704	684	678.25		
District: Tiruppur																	
Center: TIRPUR	FIELD LABOUR	SOWER	M	467	444	421	407	426	418	464	464	428	428	428	428	435.25	
			W	241	242	240	240	240	243	252	216	-	-	-	-	239.25	
		WEEDER	M	-	500	600	500	500	500	500	-	500	500	500	-	511.11	
			W	231	233	233	227	233	233	228	239	231	225	225	231	230.75	
		REAPER & HARVESTER	M	-	-	-	500	500	445	455	479	468	375	375	375	441.33	
			W	231	222	230	231	227	235	248	249	249	233	226	227	234.00	
OTHER AGRICULTURAL LABOUR	OTHER AGRICULTURAL LABOUR	M	435	439	438	447	447	447	447	447	447	441	441	441	443.08		
		W	261	260	280	260	-	260	260	260	260	260	260	260	261.91		
District: Tiruvannamalai																	
Center: THIRUVANNAMALAI	SKILLED LABOUR	CARPENTER	M	650	650	-	650	650	650	650	-	650	650	650	-	650.00	
	FIELD LABOUR	PLOUGHMAN	M	300	300	300	300	300	300	300	300	545	564	555	555	545	405.33
			W	170	150	-	150	150	150	150	-	150	150	150	150	150	152.00
		SOWER	M	315	300	-	334	337	330	317	-	330	320	317	317	321.70	
			W	170	150	-	150	150	150	150	-	150	150	150	150	152.00	
		WEEDER	M	154	154	-	154	153	-	154	-	153	155	154	153	153.78	
			W	154	154	-	154	153	-	154	-	153	155	154	153	153.78	
	REAPER & HARVESTER	M	350	350	-	350	375	375	375	-	400	400	400	400	377.50		
W		150	157	-	170	150	175	175	-	300	237	175	200	188.90			
OTHER AGRICULTURAL LABOUR	OTHER AGRICULTURAL LABOUR	M	381	381	-	381	378	384	384	-	391	382	391	391	384.40		
		W	250	250	-	250	250	250	250	-	250	250	250	140	239.00		
District: Vellore																	
Center: VELLORE	FIELD LABOUR	PLOUGHMAN	M	577	618	618	607	606	600	600	571	571	571	571	571	590.08	
			W	181	178	181	186	186	185	185	185	190	181	177	172	182.25	
		WEEDER	M	179	179	179	179	177	180	179	179	181	177	171	167	177.25	
			W	179	179	179	179	177	180	179	179	181	177	171	167	177.25	
	REAPER & HARVESTER	M	205	200	190	197	198	195	195	195	189	185	197	201	195.58		
		W	205	200	190	197	198	195	195	195	189	185	197	201	195.58		
OTHER AGRICULTURAL LABOUR	OTHER AGRICULTURAL LABOUR	M	389	406	405	397	397	397	397	397	394	396	397	396	397.33		
		W	130	135	165	140	140	140	140	140	140	140	140	140	140.83		
District: Villupuram																	

Average Daily Agricultural Wages and Non Agricultural Wages (in Rs.) - 2020-21																	
State/District/Center	Labour Category	Labour Type	Gen	Jul	Aug	Sep	Oct	Nov	Dec	Jan	Feb	Mar	Apr	May	Jun	Annual Average	
Center: VILLUPURAM	SKILLED LABOUR	CARPENTER	M	520	480	525	520	520	520	520	520	520	520	520	520	517.08	
		BLACKSMITH	M	600	600	600	600	600	600	600	600	600	600	600	600	600	600.00
	FIELD LABOUR	PLOUGHMAN	M	567	600	638	636	733	730	730	710	673	600	600	600	600	651.42
			W	163	167	167	169	164	167	168	163	171	162	166	170	166.42	
		SOWER	M	407	367	350	387	383	400	386	387	410	380	350	367	381.17	
			W	167	173	170	166	170	171	168	168	169	172	172	171	169.75	
		REAPER & HARVESTER	M	500	550	493	530	-	570	556	556	525	615	-	-	543.89	
	W		187	190	186	169	167	190	180	180	172	167	167	175	177.50		
OTHER AGRICULTURAL LABOUR	OTHER AGRICULTURAL LABOUR	M	409	412	409	420	424	434	427	416	415	415	427	419.58			
District: Virudhunagar																	
Center: VIRUDHUNAGAR	FIELD LABOUR	SOWER	M	450	391	378	331	318	313	310	500	450	392	-	-	383.30	
			W	184	196	199	199	200	200	200	200	200	225	250	225	206.50	
		WEEDER	W	187	187	199	199	200	200	200	197	200	200	200	200	197.42	
		REAPER & HARVESTER	M	-	-	-	-	-	-	310	300	300	-	-	-	303.33	
			W	175	187	200	200	200	200	203	208	198	197	200	199	197.25	
	OTHER AGRICULTURAL LABOUR	OTHER AGRICULTURAL LABOUR	M	367	367	380	373	373	381	381	381	380	380	380	385	377.33	
			W	175	175	175	175	175	175	175	175	175	175	175	-	175.00	
Table 5.18																	
State: Telangana																	
District: Adilabad																	
Center: INDRAVALLI	SKILLED LABOUR	CARPENTER	M	300	300	300	300	300	300	300	300	400	400	400	400	333.33	
		BLACKSMITH	M	300	300	300	300	300	300	300	300	400	400	400	400	333.33	
		COBBLER	M	300	300	300	300	300	300	300	300	300	300	300	300	300.00	
	FIELD LABOUR	FIELD LABOUR	M	275	300	-	267	275	250	250	250	300	310	325	317	283.55	
			W	175	200	200	167	183	183	167	167	200	200	-	200	185.64	
	OTHER AGRICULTURAL LABOUR	OTHER AGRICULTURAL LABOUR	M	300	300	300	300	300	300	300	300	300	300	-	300	300.00	
	HERDSMAN	HERDSMAN	M	200	200	200	200	200	250	250	300	300	300	300	300	250.00	
Center: KARANJI (T)	SKILLED LABOUR	CARPENTER	M	300	300	300	300	300	300	300	300	400	400	400	400	333.33	
		BLACKSMITH	M	300	300	300	300	300	300	300	300	400	400	400	400	333.33	
		COBBLER	M	-	300	300	300	300	300	300	300	300	300	300	300	300.00	
	FIELD LABOUR	FIELD LABOUR	M	275	300	-	275	275	275	263	260	313	313	350	317	292.36	
			W	175	200	200	170	183	183	167	167	200	200	-	200	185.91	
	OTHER AGRICULTURAL LABOUR	OTHER AGRICULTURAL LABOUR	M	300	300	300	300	300	300	300	300	300	300	-	300	300.00	
	HERDSMAN	HERDSMAN	M	200	200	200	200	200	250	250	300	300	300	300	300	250.00	
District: Bhadradi																	
Center: BURGAMPAD	FIELD LABOUR	FIELD LABOUR	M	500	500	377	500	500	500	500	500	500	500	500	350	477.25	
			W	233	283	-	225	240	238	263	263	250	250	250	-	249.50	
	OTHER AGRICULTURAL LABOUR	OTHER AGRICULTURAL LABOUR	M	-	500	500	500	500	500	500	500	-	-	-	500.00		
	HERDSMAN	HERDSMAN	M	300	300	300	300	300	300	300	300	300	300	300	-	300.00	
Center: CHERLA	FIELD LABOUR	FIELD LABOUR	M	450	450	450	450	333	333	400	300	275	275	275	600	382.58	
			W	300	300	300	300	271	271	300	300	250	250	250	300	282.67	
	OTHER AGRICULTURAL LABOUR	OTHER AGRICULTURAL LABOUR	M	300	300	300	300	300	300	350	300	300	300	300	-	304.55	
	HERDSMAN	HERDSMAN	M	250	250	250	250	250	250	-	250	200	250	250	250	245.45	

Average Daily Agricultural Wages and Non Agricultural Wages (in Rs.) - 2020-21																
State/District/Center	Labour Category	Labour Type	Gen	Jul	Aug	Sep	Oct	Nov	Dec	Jan	Feb	Mar	Apr	May	Jun	Annual Average
Center: GUNDEPUDI	FIELD LABOUR	FIELD LABOUR	M	333	300	300	300	257	267	340	250	250	250	500	400	312.25
			W	200	233	233	200	200	210	275	250	250	250	-	300	236.45
	OTHER AGRICULTURAL LABOUR	OTHER AGRICULTURAL LABOUR	M	400	500	500	500	500	-	500	500	300	-	-	-	462.50
District: Jagtial																
Center: CHEPPAIL	FIELD LABOUR	FIELD LABOUR	M	700	700	-	-	-	600	600	500	500	400	600	500	566.67
			W	367	350	350	300	300	300	333	300	300	300	300	300	316.67
	OTHER AGRICULTURAL LABOUR	OTHER AGRICULTURAL LABOUR	M	-	700	700	700	600	600	-	-	600	-	-	-	650.00
			W	-	350	350	350	350	350	-	-	-	-	-	-	350.00
District: Jangoan																
Center: CHAGALLU	FIELD LABOUR	FIELD LABOUR	M	500	-	-	500	500	500	500	-	-	-	-	-	500.00
			W	300	300	367	275	288	288	288	300	300	300	300	300	300.50
	OTHER AGRICULTURAL LABOUR	OTHER AGRICULTURAL LABOUR	M	500	500	500	500	500	500	500	500	500	500	500	-	500.00
Center: POCHENAPET	FIELD LABOUR	FIELD LABOUR	M	500	500	550	550	550	550	550	400	-	-	-	600	527.78
			W	300	300	288	288	292	292	300	300	300	300	300	350	300.83
	OTHER AGRICULTURAL LABOUR	OTHER AGRICULTURAL LABOUR	M	500	500	500	500	500	500	500	500	500	500	-	-	500.00
	HERDSMAN	HERDSMAN	M	450	400	400	400	400	400	400	400	400	400	400	400	404.17
District: Jayashankar																
Center: INCHERLA	SKILLED LABOUR	CARPENTER	M	500	500	500	500	500	500	500	500	500	500	500	500	500.00
		BLACKSMITH	M	500	500	500	500	500	500	500	500	500	500	500	500	500.00
	FIELD LABOUR	FIELD LABOUR	M	400	500	500	375	375	338	500	200	200	280	367	500	377.92
			W	250	350	300	275	317	325	350	250	200	285	300	200	283.50
	OTHER AGRICULTURAL LABOUR	OTHER AGRICULTURAL LABOUR	M	400	500	500	500	500	500	500	500	500	-	-	-	488.89
HERDSMAN	HERDSMAN	M	350	350	350	350	350	350	350	350	350	350	350	350	350.00	
Center: TADICHERLA	SKILLED LABOUR	CARPENTER	M	400	400	400	400	400	400	400	400	400	400	300	300	383.33
		BLACKSMITH	M	400	400	400	300	400	400	400	400	400	400	300	300	375.00
	FIELD LABOUR	FIELD LABOUR	M	400	450	450	450	450	450	450	400	400	400	400	400	425.00
			W	333	333	333	333	333	367	350	300	288	290	288	288	319.67
	OTHER AGRICULTURAL LABOUR	OTHER AGRICULTURAL LABOUR	M	400	400	400	400	400	400	400	400	400	400	400	400	400.00
	HERDSMAN	HERDSMAN	M	250	250	250	250	250	250	250	250	250	250	250	250	250.00
District: Jogulamba																
Center: WEDDAPALLI	SKILLED LABOUR	CARPENTER	M	400	400	400	400	400	-	-	-	-	-	-	300	383.33
	FIELD LABOUR	FIELD LABOUR	M	275	275	350	350	307	310	200	200	300	250	300	300	284.75
			W	267	267	350	350	307	310	200	200	250	163	200	300	263.67
	OTHER AGRICULTURAL LABOUR	OTHER AGRICULTURAL LABOUR	M	300	300	350	350	300	300	300	300	300	400	300	300	316.67
HERDSMAN	HERDSMAN	M	300	300	350	350	300	300	325	325	300	250	250	300	304.17	
District: Kamareddy																
Center: BHIKNOOR	SKILLED LABOUR	CARPENTER	M	400	400	400	400	400	400	400	400	400	400	400	400	400.00
		BLACKSMITH	M	400	400	400	400	400	400	400	400	400	400	400	400	400.00
	FIELD LABOUR	FIELD LABOUR	M	500	575	500	500	467	475	525	483	-	450	450	450	488.64
			W	333	375	325	350	325	325	363	333	300	300	300	300	327.42
	OTHER AGRICULTURAL LABOUR	OTHER AGRICULTURAL LABOUR	M	600	600	600	600	-	-	500	500	500	500	500	-	544.44
HERDSMAN	HERDSMAN	M	350	380	380	380	380	380	380	380	380	380	380	380	377.50	
District: Karimnagar																

Average Daily Agricultural Wages and Non Agricultural Wages (in Rs.) - 2020-21																	
State/District/Center	Labour Category	Labour Type	Gen	Jul	Aug	Sep	Oct	Nov	Dec	Jan	Feb	Mar	Apr	May	Jun	Annual Average	
Center: DURSLED	SKILLED LABOUR	CARPENTER	M	500	500	500	500	500	500	500	-	-	-	-	-	500.00	
		BLACKSMITH	M	500	500	500	500	500	500	500	500	-	-	-	-	-	500.00
	FIELD LABOUR	FIELD LABOUR	M	500	500	500	500	500	500	500	500	500	-	-	400	400	480.00
			W	350	350	300	267	300	325	325	325	300	300	300	300	300	300
	OTHER AGRICULTURAL LABOUR	OTHER AGRICULTURAL LABOUR	M	500	500	500	500	500	500	500	550	550	525	525	550	550	520.83
			W	400	350	350	400	400	400	450	450	450	425	425	425	400	400
	HERDSMAN	HERDSMAN	M	300	300	300	300	300	400	400	400	400	400	400	400	400	358.33
District: Khammam																	
Center: CHENNARAM	SKILLED LABOUR	CARPENTER	M	400	400	400	400	400	400	400	400	400	400	600	600	433.33	
	FIELD LABOUR	FIELD LABOUR	M	383	383	375	330	320	350	379	360	267	267	350	533	358.08	
			W	300	300	300	263	263	267	308	310	233	217	300	350	284.25	
	OTHER AGRICULTURAL LABOUR	OTHER AGRICULTURAL LABOUR	M	500	500	500	500	500	500	-	-	500	-	-	500	500.00	
	HERDSMAN	HERDSMAN	M	500	500	500	500	500	500	500	500	500	500	500	500	500	500.00
			W	350	-	350	350	350	350	400	400	400	400	400	400	400	377.27
District: Komaram bheem asifabad																	
Center: NAZRULANAGAR	SKILLED LABOUR	BLACKSMITH	M	300	300	300	300	300	300	300	300	300	300	300	300	300.00	
	FIELD LABOUR	FIELD LABOUR	M	383	300	-	425	383	363	425	300	300	300	600	475	386.73	
			W	250	250	250	250	250	250	275	250	250	250	-	300	256.82	
	OTHER AGRICULTURAL LABOUR	OTHER AGRICULTURAL LABOUR	M	-	300	300	300	300	300	300	300	300	300	-	-	300.00	
	HERDSMAN	HERDSMAN	M	300	300	300	300	300	300	300	300	300	300	300	300	300.00	
District: Mahabubabad																	
Center: ANANTHARAM	SKILLED LABOUR	CARPENTER	M	400	400	400	400	400	400	400	400	400	400	-	-	400.00	
		BLACKSMITH	M	250	250	250	250	300	300	300	300	300	300	300	-	-	280.00
	FIELD LABOUR	FIELD LABOUR	M	450	367	400	400	360	360	360	375	300	300	300	300	356.00	
			W	250	217	267	275	270	270	275	270	263	263	250	267	261.42	
	OTHER AGRICULTURAL LABOUR	OTHER AGRICULTURAL LABOUR	M	400	-	-	-	300	300	300	325	350	350	-	-	332.14	
	HERDSMAN	HERDSMAN	M	200	250	250	250	250	250	300	250	250	250	-	-	250.00	
District: Mahbubnagar																	
Center: DAMARAGIDDA	SKILLED LABOUR	CARPENTER	M	600	600	600	600	600	600	600	600	600	600	600	600	600.00	
		BLACKSMITH	M	550	550	550	550	550	550	550	550	550	550	550	550	550.00	
		COBBLER	M	350	300	300	300	300	300	300	300	300	300	300	300	300	304.17
	FIELD LABOUR	FIELD LABOUR	M	500	500	500	500	500	500	500	500	-	-	-	400	488.89	
			W	250	283	283	250	250	258	300	300	300	300	300	-	-	279.45
	OTHER AGRICULTURAL LABOUR	OTHER AGRICULTURAL LABOUR	M	350	450	450	450	450	450	450	450	450	450	450	-	-	440.00
	HERDSMAN	HERDSMAN	M	300	150	150	150	250	250	300	350	350	300	250	250	254.17	
District: Mancherial																	
Center: JAIPUR	FIELD LABOUR	FIELD LABOUR	M	500	500	-	300	367	400	433	300	350	300	300	500	386.36	
			W	300	300	300	275	267	275	275	275	275	250	250	300	278.50	
	OTHER AGRICULTURAL LABOUR	OTHER AGRICULTURAL LABOUR	M	500	500	500	500	-	-	-	500	500	-	-	-	500.00	
	HERDSMAN	HERDSMAN	M	350	350	350	350	350	350	350	350	350	350	350	350	350.00	
District: Medak																	

Average Daily Agricultural Wages and Non Agricultural Wages (in Rs.) - 2020-21																
State/District/Center	Labour Category	Labour Type	Gen	Jul	Aug	Sep	Oct	Nov	Dec	Jan	Feb	Mar	Apr	May	Jun	Annual Average
Center: RAMAYAMPET	SKILLED LABOUR	CARPENTER	M	550	550	550	550	550	550	600	600	600	650	500	600	570.83
		BLACKSMITH	M	300	350	300	400	400	400	400	400	450	500	350	350	383.33
		COBBLER	M	250	250	250	250	250	250	250	250	250	300	300	300	262.50
	FIELD LABOUR	FIELD LABOUR	M	400	417	383	429	414	429	436	436	421	483	400	450	424.83
			W	317	350	325	336	336	321	343	350	333	400	350	300	338.42
	OTHER AGRICULTURAL LABOUR	OTHER AGRICULTURAL LABOUR	M	500	500	500	500	500	500	500	500	500	500	500	600	508.33
	HERDSMAN	HERDSMAN	M	400	400	400	400	400	400	400	400	450	400	450	400	408.33
District: Medchal																
Center: MEDCHAL	SKILLED LABOUR	CARPENTER	M	500	500	500	500	500	500	500	500	500	500	500	500	500.00
		BLACKSMITH	M	500	500	500	500	500	500	500	500	500	500	500	500	500.00
	FIELD LABOUR	FIELD LABOUR	M	500	500	500	500	500	500	600	467	350	500	500	533	495.83
			W	375	375	375	350	380	367	350	400	300	375	375	367	365.75
	OTHER AGRICULTURAL LABOUR	OTHER AGRICULTURAL LABOUR	M	-	-	-	600	600	600	600	600	600	600	-	-	600.00
	HERDSMAN	HERDSMAN	M	350	350	350	450	450	450	450	450	450	450	450	450	425.00
District: Nagarkurnool																
Center: BIJANPALI	SKILLED LABOUR	CARPENTER	M	500	500	500	500	500	500	500	500	500	500	500	500	500.00
		BLACKSMITH	M	500	500	500	500	500	500	500	500	500	500	500	500	500.00
		COBBLER	M	300	200	200	200	300	300	300	300	-	-	-	-	262.50
	FIELD LABOUR	FIELD LABOUR	M	500	500	500	450	650	550	550	550	450	350	350	600	500.00
			W	350	367	350	350	350	350	350	350	313	300	300	380	342.50
	OTHER AGRICULTURAL LABOUR	OTHER AGRICULTURAL LABOUR	M	500	500	500	550	575	575	575	575	575	600	600	600	560.42
	HERDSMAN	HERDSMAN	M	200	200	200	200	300	300	300	300	300	300	300	300	266.67
District: Nalgonda																
Center: KETHEPALLY	SKILLED LABOUR	CARPENTER	M	500	500	500	500	500	500	500	500	500	500	500	500	500.00
		BLACKSMITH	M	500	500	500	500	500	500	500	500	500	500	500	500	500.00
	FIELD LABOUR	FIELD LABOUR	M	450	450	450	400	400	400	400	400	400	400	300	433	406.92
			W	350	350	350	320	320	320	320	320	320	283	320	300	350
	OTHER AGRICULTURAL LABOUR	OTHER AGRICULTURAL LABOUR	M	500	500	500	500	500	500	500	500	500	500	500	500	500.00
	HERDSMAN	HERDSMAN	M	400	400	400	400	400	400	400	400	400	400	500	500	416.67
District: Nirmal																
Center: SARANGAPUR	SKILLED LABOUR	CARPENTER	M	300	300	300	300	300	300	300	300	300	300	300	300	300.00
		BLACKSMITH	M	300	300	300	300	300	300	300	300	300	300	300	300	300.00
	FIELD LABOUR	FIELD LABOUR	M	250	233	233	220	220	220	220	310	320	350	367	333	273.00
			W	200	200	200	200	200	200	200	275	250	300	300	250	231.25
	OTHER AGRICULTURAL LABOUR	OTHER AGRICULTURAL LABOUR	M	300	300	300	300	400	400	400	400	400	400	400	400	366.67
			W	200	200	200	200	200	-	-	-	-	-	-	-	200.00
District: Nizamabad																

Average Daily Agricultural Wages and Non Agricultural Wages (in Rs.) - 2020-21																
State/District/Center	Labour Category	Labour Type	Gen	Jul	Aug	Sep	Oct	Nov	Dec	Jan	Feb	Mar	Apr	May	Jun	Annual Average
Center: MAKLOOR	FIELD LABOUR	FIELD LABOUR	M	500	500	-	450	500	500	500	500	-	500	500	500	495.00
			W	338	325	350	350	350	325	325	300	300	333	333	333	330.17
	OTHER AGRICULTURAL LABOUR	OTHER AGRICULTURAL LABOUR	M	-	450	450	-	-	450	450	450	450	-	-	-	450.00
	HERDSMAN	HERDSMAN	M	250	250	250	250	250	250	250	250	250	250	250	250	250.00
Center: YEDPALLY	SKILLED LABOUR	CARPENTER	M	350	350	350	350	350	350	350	350	350	350	350	350	350.00
		BLACKSMITH	M	300	300	300	300	300	300	300	300	350	350	350	350	316.67
		COBBLER	M	300	300	300	300	300	300	300	300	350	350	350	350	316.67
	FIELD LABOUR	FIELD LABOUR	M	-	450	-	-	400	400	-	500	-	-	-	500	450.00
			W	333	333	350	350	300	300	325	300	300	300	300	367	321.50
	OTHER AGRICULTURAL LABOUR	OTHER AGRICULTURAL LABOUR	M	350	350	350	350	-	350	350	350	-	-	-	350	350.00
HERDSMAN	HERDSMAN	M	250	250	250	250	250	250	250	250	-	-	-	300	255.56	
District: Peddapalli																
Center: KODURPAKA	SKILLED LABOUR	CARPENTER	M	600	600	600	600	600	600	600	600	-	-	-	-	600.00
		BLACKSMITH	M	500	500	500	500	500	500	500	500	-	-	-	-	500.00
	FIELD LABOUR	FIELD LABOUR	M	600	600	-	-	600	600	600	600	-	-	-	-	600.00
			W	283	300	250	233	250	300	325	267	300	300	300	267	281.25
	OTHER AGRICULTURAL LABOUR	OTHER AGRICULTURAL LABOUR	M	600	600	600	600	600	600	600	600	600	600	600	600	600.00
HERDSMAN	HERDSMAN	M	500	500	500	500	500	500	500	500	500	500	500	500	500.00	
District: Rajanna																
Center: PEDDUR	SKILLED LABOUR	CARPENTER	M	500	500	500	500	500	500	500	500	500	500	500	500	500.00
		BLACKSMITH	M	400	400	400	400	400	400	400	400	400	400	400	400	400.00
	FIELD LABOUR	FIELD LABOUR	M	-	-	-	400	450	600	-	-	-	450	450	600	491.67
			W	300	300	200	325	300	300	300	300	-	350	350	300	302.27
OTHER AGRICULTURAL LABOUR	OTHER AGRICULTURAL LABOUR	M	-	400	450	-	-	-	-	-	-	-	-	-	425.00	
District: Rangareddy																
Center: ARUTLA	FIELD LABOUR	FIELD LABOUR	M	800	283	250	250	367	588	529	510	500	300	-	567	449.45
			W	267	263	275	275	367	445	383	375	300	250	-	300	318.18
	OTHER AGRICULTURAL LABOUR	OTHER AGRICULTURAL LABOUR	M	800	1000	1000	-	800	800	800	800	700	700	600	-	800.00
District: Sangareddy																
Center: ISMAILKHANPET	SKILLED LABOUR	CARPENTER	M	500	500	500	500	500	500	500	500	500	450	450	450	487.50
		BLACKSMITH	M	400	400	400	500	500	500	500	500	-	-	-	-	462.50
		COBBLER	M	-	-	-	300	300	300	300	300	300	300	300	300	300.00
	FIELD LABOUR	FIELD LABOUR	M	475	433	400	450	450	442	442	438	500	500	500	450	456.67
			W	350	350	375	400	400	392	392	375	400	400	375	350	379.92
	OTHER AGRICULTURAL LABOUR	OTHER AGRICULTURAL LABOUR	M	500	500	500	500	500	500	500	500	500	500	350	350	475.00
HERDSMAN	HERDSMAN	M	500	500	500	500	500	500	500	500	380	450	400	350	452.50	
District: Siddipet																

Average Daily Agricultural Wages and Non Agricultural Wages (in Rs.) - 2020-21																	
State/District/Center	Labour Category	Labour Type	Gen	Jul	Aug	Sep	Oct	Nov	Dec	Jan	Feb	Mar	Apr	May	Jun	Annual Average	
Center: PONNAL	SKILLED LABOUR	CARPENTER	M	550	500	500	350	450	450	450	450	350	350	350	400	429.17	
		BLACKSMITH	M	400	550	550	550	500	550	500	500	500	500	500	450	450	500.00
		COBBLER	M	350	350	350	350	350	350	350	350	350	350	350	350	350	350.00
	FIELD LABOUR	FIELD LABOUR	M	550	550	550	550	417	450	450	375	433	450	413	410	466.50	
			W	290	300	310	317	310	325	325	350	250	300	283	310	305.83	
	OTHER AGRICULTURAL LABOUR	OTHER AGRICULTURAL LABOUR	M	-	500	500	500	400	400	350	350	350	350	300	450	404.55	
HERDSMAN	HERDSMAN	M	350	350	350	350	350	350	350	350	350	350	350	350	350	350.00	
District: Suryapet																	
Center: GARIDEPALLE	SKILLED LABOUR	CARPENTER	M	300	350	350	350	300	300	-	-	-	300	300	350	322.22	
		BLACKSMITH	M	350	350	350	300	250	-	-	-	-	250	250	350	306.25	
	FIELD LABOUR	FIELD LABOUR	M	250	275	275	300	300	338	313	250	267	350	425	500	320.25	
			W	217	233	250	300	300	283	250	250	267	300	300	-	268.18	
	OTHER AGRICULTURAL LABOUR	OTHER AGRICULTURAL LABOUR	M	-	500	500	400	400	400	400	400	400	400	400	350	-	415.00
			W	-	-	-	250	250	250	250	250	250	300	300	-	262.50	
HERDSMAN	HERDSMAN	M	450	450	450	350	350	400	400	400	400	400	400	400	450	408.33	
		W	-	-	-	350	350	350	-	-	-	-	-	-	-	350.00	
Center: NUTHANKAL	SKILLED LABOUR	CARPENTER	M	350	350	350	350	350	350	350	350	350	350	350	350	350.00	
		BLACKSMITH	M	350	350	350	350	350	350	350	350	350	350	350	350	350.00	
	FIELD LABOUR	FIELD LABOUR	M	263	280	288	200	275	313	250	225	250	350	425	333	287.67	
			W	217	250	267	200	275	250	250	225	250	250	250	250	250	244.50
	OTHER AGRICULTURAL LABOUR	OTHER AGRICULTURAL LABOUR	M	-	500	500	-	-	-	500	500	500	500	500	-	-	500.00
			W	-	-	-	500	500	500	-	-	-	-	-	-	-	500.00
HERDSMAN	HERDSMAN	M	450	450	450	-	-	-	450	450	450	450	450	450	450	450.00	
		W	-	-	-	450	450	450	-	-	-	-	-	-	-	450.00	
District: Vikarabad																	
Center: MOMINPET	FIELD LABOUR	FIELD LABOUR	M	388	370	367	367	367	367	367	367	367	350	350	400	368.92	
			W	250	250	250	250	250	250	250	250	250	250	250	250	250.00	
	OTHER AGRICULTURAL LABOUR	OTHER AGRICULTURAL LABOUR	M	400	450	450	500	525	500	500	550	550	-	-	-	491.67	
			W	350	350	350	350	350	350	350	350	350	350	350	350	350	350.00
HERDSMAN	HERDSMAN	M	350	350	350	350	350	350	350	350	350	350	350	350	350	350.00	
		W	275	250	250	250	250	250	250	250	250	250	250	300	250	256.25	
Center: PARGI	SKILLED LABOUR	CARPENTER	M	-	600	500	500	500	500	500	500	500	500	500	500	509.09	
		BLACKSMITH	M	-	500	500	500	500	500	500	500	500	500	500	500	500.00	
	FIELD LABOUR	FIELD LABOUR	M	450	450	392	417	450	442	367	375	371	379	379	407	406.58	
			W	350	338	307	321	336	321	264	264	264	265	264	300	299.50	
	OTHER AGRICULTURAL LABOUR	OTHER AGRICULTURAL LABOUR	M	400	400	400	400	400	400	350	350	350	350	350	400	379.17	
			W	300	-	300	300	300	300	-	-	-	-	-	-	300.00	
HERDSMAN	HERDSMAN	M	350	-	350	350	350	350	350	350	350	350	350	350	350.00		
District: Wanaparthi																	
Center: RAJU NAGARAM	SKILLED LABOUR	CARPENTER	M	300	300	300	300	300	300	300	300	300	300	300	300	300.00	
		BLACKSMITH	M	350	350	350	-	-	-	-	-	-	-	-	400	362.50	
	FIELD LABOUR	FIELD LABOUR	M	500	500	500	433	500	550	550	550	550	500	500	500	511.08	
			W	367	367	413	400	375	375	392	392	400	375	400	300	379.67	
	HERDSMAN	HERDSMAN	M	400	400	400	400	400	400	400	400	400	400	400	400	400.00	
			W	375	350	350	350	350	350	350	350	350	350	350	350	352.08	
District: Warangal																	

Average Daily Agricultural Wages and Non Agricultural Wages (in Rs.) - 2020-21																
State/District/Center	Labour Category	Labour Type	Gen	Jul	Aug	Sep	Oct	Nov	Dec	Jan	Feb	Mar	Apr	May	Jun	Annual Average
Center: MANDAPALLI	SKILLED LABOUR	BLACKSMITH	M	500	500	500	500	500	500	500	-	500	500	500	500	500.00
	FIELD LABOUR	FIELD LABOUR	M	500	500	500	500	500	500	500	500	500	500	500	500	500.00
			W	260	260	270	270	263	270	270	270	270	270	270	270	267.75
	OTHER AGRICULTURAL LABOUR	OTHER AGRICULTURAL LABOUR	M	500	500	550	550	550	550	500	500	500	500	500	500	516.67
HERDSMAN	HERDSMAN	M	500	500	500	500	500	500	500	500	450	450	400	350	350	458.33
District: Yadadri																
Center: ATMAKUR	FIELD LABOUR	FIELD LABOUR	M	450	450	450	-	450	450	450	450	400	400	400	500	440.91
			W	250	250	300	300	300	300	350	300	300	300	300	350	300.00
	OTHER AGRICULTURAL LABOUR	OTHER AGRICULTURAL LABOUR	M	500	450	450	450	-	-	-	-	-	-	-	-	462.50
Table 0.19																
State: Tripura																
District: Dhalai																
Center: Dhalai	SKILLED LABOUR	CARPENTER	M	-	-	-	-	-	-	386	386	386	386	386	386	386.00
		BLACKSMITH	M	-	-	-	-	-	-	235	235	235	235	235	235	235.00
		COBBLER	M	-	-	-	-	-	-	240	240	240	240	240	240	240.00
	FIELD LABOUR	PLOUGHMAN	M	-	-	-	-	-	-	336	336	336	336	336	336	336.00
			SOWER	M	-	-	-	-	-	276	276	276	276	276	276	276.00
		WEEDER	W	-	-	-	-	-	-	256	256	256	256	256	256	256.00
			M	-	-	-	-	-	-	287	287	287	287	287	287	287.00
		REAPER & HARVESTER	W	-	-	-	-	-	-	252	252	252	252	252	252	252.00
			M	-	-	-	-	-	-	295	295	295	295	295	295	295.00
	OTHER AGRICULTURAL LABOUR	OTHER AGRICULTURAL LABOUR	W	-	-	-	-	-	-	245	245	245	245	245	245	245.00
			M	-	-	-	-	-	-	238	238	238	238	238	238.00	
	HERDSMAN	HERDSMAN	W	-	-	-	-	-	-	255	255	255	255	255	255	255.00
M			-	-	-	-	-	-	295	295	295	295	295	295.00		
W	-	-	-	-	-	-	-	250	250	250	250	250	250	250.00		
District: Gomati																
Center: Gomati	SKILLED LABOUR	CARPENTER	M	-	-	-	-	-	-	370	370	370	370	370	370	370.00
		BLACKSMITH	M	-	-	-	-	-	-	235	235	235	235	235	235	235.00
		COBBLER	M	-	-	-	-	-	-	245	245	245	245	245	245	245.00
	FIELD LABOUR	PLOUGHMAN	M	-	-	-	-	-	-	355	355	355	355	355	355	355.00
			SOWER	M	-	-	-	-	-	244	244	244	244	244	244	244.00
		WEEDER	W	-	-	-	-	-	-	225	225	225	225	225	225	225.00
			M	-	-	-	-	-	-	266	266	266	266	266	266.00	
		REAPER & HARVESTER	W	-	-	-	-	-	-	220	220	220	220	220	220	220.00
			M	-	-	-	-	-	-	254	254	254	254	254	254	254.00
	OTHER AGRICULTURAL LABOUR	OTHER AGRICULTURAL LABOUR	W	-	-	-	-	-	-	216	216	216	216	216	216	216.00
			M	-	-	-	-	-	-	246	246	246	246	246	246.00	
	HERDSMAN	HERDSMAN	W	-	-	-	-	-	-	225	225	225	225	225	225	225.00
M			-	-	-	-	-	-	290	290	290	290	290	290.00		
W	-	-	-	-	-	-	-	225	225	225	225	225	225	225.00		
District: Khowai																

Average Daily Agricultural Wages and Non Agricultural Wages (in Rs.) - 2020-21																		
State/District/Center	Labour Category	Labour Type	Gen	Jul	Aug	Sep	Oct	Nov	Dec	Jan	Feb	Mar	Apr	May	Jun	Annual Average		
Center: Khowai	SKILLED LABOUR	CARPENTER	M	-	-	-	-	-	-	336	336	336	336	336	336	336.00		
		BLACKSMITH	M	-	-	-	-	-	-	228	228	228	228	228	228	228.00		
		COBBLER	M	-	-	-	-	-	-	230	230	230	230	230	230	230.00		
	FIELD LABOUR	PLOUGHMAN	M	-	-	-	-	-	-	-	320	320	320	320	320	320	320.00	
			SOWER	M	-	-	-	-	-	-	238	238	238	238	238	238	238.00	
			W	-	-	-	-	-	-	-	215	215	215	215	215	215	215.00	
		WEEDER	M	-	-	-	-	-	-	-	-	269	269	269	269	269	269	269.00
			W	-	-	-	-	-	-	-	-	210	210	210	210	210	210	210.00
		REAPER & HARVESTER	M	-	-	-	-	-	-	-	276	276	276	276	276	276	276.00	
		W	-	-	-	-	-	-	-	-	215	215	215	215	215	215	215.00	
	OTHER AGRICULTURAL LABOUR	OTHER AGRICULTURAL LABOUR	M	-	-	-	-	-	-	-	238	238	238	238	238	238	238.00	
			W	-	-	-	-	-	-	-	-	213	213	213	213	213	213.00	
HERDSMAN	HERDSMAN	M	-	-	-	-	-	-	-	269	269	269	269	269	269	269.00		
		W	-	-	-	-	-	-	-	-	235	235	235	235	235	235.00		
District: North tripura																		
Center: North Tripura	SKILLED LABOUR	CARPENTER	M	-	-	-	-	-	-	355	355	355	355	355	355	355.00		
		BLACKSMITH	M	-	-	-	-	-	-	315	315	315	315	315	315	315.00		
	FIELD LABOUR	PLOUGHMAN	M	-	-	-	-	-	-	-	328	328	328	328	328	328	328.00	
			SOWER	M	-	-	-	-	-	-	253	253	253	253	253	253	253.00	
			W	-	-	-	-	-	-	-	250	250	250	250	250	250.00		
		WEEDER	M	-	-	-	-	-	-	-	-	280	280	280	280	280	280.00	
			W	-	-	-	-	-	-	-	-	255	255	255	255	255	255.00	
		REAPER & HARVESTER	M	-	-	-	-	-	-	-	283	283	283	283	283	283	283.00	
		W	-	-	-	-	-	-	-	-	235	235	235	235	235	235.00		
	OTHER AGRICULTURAL LABOUR	OTHER AGRICULTURAL LABOUR	M	-	-	-	-	-	-	-	275	275	275	275	275	275	275.00	
			W	-	-	-	-	-	-	-	-	250	250	250	250	250	250.00	
	HERDSMAN	HERDSMAN	M	-	-	-	-	-	-	-	269	269	269	269	269	269	269.00	
W			-	-	-	-	-	-	-	-	230	230	230	230	230	230.00		
District: Sepahijala																		
Center: Sepahijala	SKILLED LABOUR	CARPENTER	M	-	-	-	-	-	-	366	366	366	366	366	366	366.00		
		BLACKSMITH	M	-	-	-	-	-	-	257	257	257	257	257	257	257.00		
		COBBLER	M	-	-	-	-	-	-	275	275	275	275	275	275	275.00		
	FIELD LABOUR	PLOUGHMAN	M	-	-	-	-	-	-	-	350	350	350	350	350	350	350.00	
			SOWER	M	-	-	-	-	-	-	259	259	259	259	259	259	259.00	
			W	-	-	-	-	-	-	-	250	250	250	250	250	250.00		
		WEEDER	M	-	-	-	-	-	-	-	-	275	275	275	275	275	275.00	
			W	-	-	-	-	-	-	-	-	235	235	235	235	235	235.00	
		REAPER & HARVESTER	M	-	-	-	-	-	-	-	265	265	265	265	265	265	265.00	
		W	-	-	-	-	-	-	-	-	245	245	245	245	245	245.00		
	OTHER AGRICULTURAL LABOUR	OTHER AGRICULTURAL LABOUR	M	-	-	-	-	-	-	-	275	275	275	275	275	275	275.00	
			W	-	-	-	-	-	-	-	-	225	225	225	225	225	225.00	
HERDSMAN	HERDSMAN	M	-	-	-	-	-	-	-	285	285	285	285	285	285	285.00		
		W	-	-	-	-	-	-	-	-	250	250	250	250	250	250.00		
District: South tripura																		

Average Daily Agricultural Wages and Non Agricultural Wages (in Rs.) - 2020-21																	
State/District/Center	Labour Category	Labour Type	Gen	Jul	Aug	Sep	Oct	Nov	Dec	Jan	Feb	Mar	Apr	May	Jun	Annual Average	
Center: South Tripura	SKILLED LABOUR	CARPENTER	M	-	-	-	-	-	-	383	383	383	383	383	383	383.00	
		BLACKSMITH	M	-	-	-	-	-	-	255	255	255	255	255	255	255.00	
		COBBLER	M	-	-	-	-	-	-	275	275	275	275	275	275	275.00	
	FIELD LABOUR	PLOUGHMAN	M	-	-	-	-	-	-	-	361	361	361	361	361	361	361.00
			SOWER	M	-	-	-	-	-	-	243	243	243	243	243	243	243.00
		WEEDER	W	-	-	-	-	-	-	-	250	250	250	250	250	250	250.00
			M	-	-	-	-	-	-	-	245	245	245	245	245	245	245.00
		REAPER & HARVESTER	W	-	-	-	-	-	-	-	225	225	225	225	225	225	225.00
			M	-	-	-	-	-	-	-	248	248	248	248	248	248	248.00
	OTHER AGRICULTURAL LABOUR	OTHER AGRICULTURAL LABOUR	W	-	-	-	-	-	-	-	250	250	250	250	250	250	250.00
			M	-	-	-	-	-	-	-	245	245	245	245	245	245.00	
	HERDSMAN	HERDSMAN	W	-	-	-	-	-	-	-	285	285	285	285	285	285	285.00
			M	-	-	-	-	-	-	-	225	225	225	225	225	225.00	
	District: Unakoti																
Center: Unakoti	SKILLED LABOUR	CARPENTER	M	-	-	-	-	-	-	345	345	345	345	345	345	345.00	
		BLACKSMITH	M	-	-	-	-	-	-	230	230	230	230	230	230	230.00	
	FIELD LABOUR	PLOUGHMAN	M	-	-	-	-	-	-	-	330	330	330	330	330	330	330.00
			SOWER	M	-	-	-	-	-	-	243	243	243	243	243	243	243.00
		WEEDER	W	-	-	-	-	-	-	-	236	236	236	236	236	236	236.00
			M	-	-	-	-	-	-	-	238	238	238	238	238	238	238.00
		REAPER & HARVESTER	W	-	-	-	-	-	-	-	250	250	250	250	250	250	250.00
			M	-	-	-	-	-	-	-	280	280	280	280	280	280	280.00
	OTHER AGRICULTURAL LABOUR	OTHER AGRICULTURAL LABOUR	W	-	-	-	-	-	-	-	230	230	230	230	230	230	230.00
			M	-	-	-	-	-	-	-	280	280	280	280	280	280.00	
	HERDSMAN	HERDSMAN	W	-	-	-	-	-	-	-	225	225	225	225	225	225.00	
			M	-	-	-	-	-	-	-	271	271	271	271	271	271.00	
	District: West tripura																
	Center: GAFL	SKILLED LABOUR	CARPENTER	M	372	345	345	334	340	340	-	-	-	-	-	-	346.00
COBBLER			M	300	300	300	273	-	-	-	-	-	-	-	-	293.25	
FIELD LABOUR		PLOUGHMAN	M	336	312	313	297	315	315	-	-	-	-	-	-	314.67	
			SOWER	M	330	325	325	320	263	263	-	-	-	-	-	-	304.33
		WEEDER	W	282	287	288	273	180	180	-	-	-	-	-	-	248.33	
			M	320	312	313	300	337	337	-	-	-	-	-	-	319.83	
		REAPER & HARVESTER	W	272	275	275	250	243	243	-	-	-	-	-	-	259.67	
			M	310	300	300	300	263	263	-	-	-	-	-	-	289.33	
OTHER AGRICULTURAL LABOUR		OTHER AGRICULTURAL LABOUR	W	252	250	250	250	180	180	-	-	-	-	-	-	227.00	
			M	304	294	294	293	233	233	-	-	-	-	-	-	275.17	
HERDSMAN		HERDSMAN	W	252	250	250	250	173	173	-	-	-	-	-	-	224.67	
			M	300	300	300	300	400	400	-	-	-	-	-	-	333.33	
District: West tripura																	
HERDSMAN		HERDSMAN	W	250	250	250	250	300	300	-	-	-	-	-	-	-	266.67

Average Daily Agricultural Wages and Non Agricultural Wages (in Rs.) - 2020-21																	
State/District/Center	Labour Category	Labour Type	Gen	Jul	Aug	Sep	Oct	Nov	Dec	Jan	Feb	Mar	Apr	May	Jun	Annual Average	
Center: West Tripura	SKILLED LABOUR	CARPENTER	M	-	-	-	-	-	-	375	375	375	375	375	375	375.00	
		BLACKSMITH	M	-	-	-	-	-	-	246	246	246	246	246	246	246.00	
		COBBLER	M	-	-	-	-	-	-	253	253	253	253	253	253	253.00	
	FIELD LABOUR	PLOUGHMAN	M	-	-	-	-	-	-	-	335	335	335	335	335	335	335.00
			W	-	-	-	-	-	-	-	284	284	284	284	284	284.00	
		SOWER	M	-	-	-	-	-	-	-	265	265	265	265	265	265	265.00
			W	-	-	-	-	-	-	-	245	245	245	245	245	245	245.00
		WEEDER	M	-	-	-	-	-	-	-	266	266	266	266	266	266	266.00
			W	-	-	-	-	-	-	-	246	246	246	246	246	246	246.00
	REAPER & HARVESTER	M	-	-	-	-	-	-	-	271	271	271	271	271	271	271.00	
		W	-	-	-	-	-	-	-	250	250	250	250	250	250	250.00	
	OTHER AGRICULTURAL LABOUR	OTHER AGRICULTURAL LABOUR	M	-	-	-	-	-	-	-	264	264	264	264	264	264	264.00
W			-	-	-	-	-	-	-	225	225	225	225	225	225	225.00	
HERDSMAN	HERDSMAN	M	-	-	-	-	-	-	-	271	271	271	271	271	271	271.00	
		W	-	-	-	-	-	-	-	250	250	250	250	250	250.00		
Table 7.20																	
State: Uttar Pradesh																	
District: Agra																	
Center: AGRA	SKILLED LABOUR	CARPENTER	M	475	475	475	500	500	500	500	500	500	500	500	500	493.75	
	FIELD LABOUR	SOWER	M	300	300	300	300	300	300	300	300	-	-	-	-	300.00	
			W	250	250	250	300	300	300	300	300	-	-	-	-	278.57	
		WEEDER	M	300	300	300	300	300	300	300	300	300	300	300	-	-	300.00
			W	250	250	250	300	300	300	300	300	300	300	300	-	-	285.00
		REAPER & HARVESTER	M	-	-	-	-	300	300	300	300	300	300	300	300	-	300.00
			W	-	-	-	-	300	300	300	300	300	300	300	300	-	300.00
	OTHER AGRICULTURAL LABOUR	OTHER AGRICULTURAL LABOUR	M	300	300	300	300	300	300	300	300	300	300	300	300	300	300.00
W			250	250	250	300	300	300	300	300	300	300	300	300	300	287.50	
District: Aligarh																	
Center: ALIGARH	SKILLED LABOUR	CARPENTER	M	500	500	500	500	500	500	500	550	550	500	500	550	512.50	
	FIELD LABOUR	SOWER	M	-	-	-	-	-	-	-	-	-	-	350	350	-	350.00
			W	-	-	-	-	-	-	-	-	300	300	-	350	300	312.50
		WEEDER	M	-	-	-	-	-	-	-	-	350	350	350	350	350	350.00
			W	-	-	-	-	-	-	-	-	300	300	-	350	300	312.50
		REAPER & HARVESTER	M	-	-	-	300	-	-	-	350	350	350	350	-	350	341.67
			W	-	-	-	300	-	-	-	300	300	300	300	-	300	300.00
	OTHER AGRICULTURAL LABOUR	OTHER AGRICULTURAL LABOUR	M	325	300	350	350	300	350	350	350	350	350	350	350	350	339.58
W			325	300	300	300	300	300	350	300	300	300	350	300	300	310.42	
District: Allahabad																	
Center: ALLAHABAD	SKILLED LABOUR	CARPENTER	M	575	578	588	575	575	575	575	575	575	575	575	575	576.33	
	FIELD LABOUR	PLOUGHMAN	M	313	313	315	315	315	315	315	315	315	315	315	315	315	314.67
			W	-	333	-	-	-	365	-	-	-	-	-	-	-	349.00
		SOWER	M	-	333	-	-	-	365	-	-	-	-	-	-	-	349.00
			W	-	333	-	-	-	365	-	-	-	-	-	-	-	349.00
		WEEDER	M	269	272	275	275	275	275	275	275	275	275	275	275	281	274.75
			W	269	272	275	282	275	275	275	275	275	275	275	275	281	275.33
	REAPER & HARVESTER	M	-	-	-	-	-	-	-	-	-	-	-	450	325	-	387.50
		W	-	-	-	-	-	-	-	-	-	-	-	432	312	-	372.00
	OTHER AGRICULTURAL LABOUR	OTHER AGRICULTURAL LABOUR	M	269	272	275	275	275	275	275	275	275	275	275	275	281	274.75
W			269	272	275	272	275	275	275	275	275	275	275	275	281	274.50	
District: Ambedkar nagar																	

Average Daily Agricultural Wages and Non Agricultural Wages (in Rs.) - 2020-21																	
State/District/Center	Labour Category	Labour Type	Gen	Jul	Aug	Sep	Oct	Nov	Dec	Jan	Feb	Mar	Apr	May	Jun	Annual Average	
Center: AMBEDKARNAGAR	SKILLED LABOUR	CARPENTER	M	450	450	500	500	500	500	500	500	500	500	500	500	491.67	
	FIELD LABOUR	SOWER	M	-	-	-	250	250	250	250	250	-	-	250	250	250.00	
			W	-	-	-	250	250	250	250	250	-	-	250	250	250.00	
		WEEDER	M	225	250	250	250	250	250	250	250	250	250	250	250	250	247.92
			W	225	230	250	250	250	250	250	250	250	250	250	250	250	246.25
		REAPER & HARVESTER	M	-	-	-	250	250	250	250	250	-	250	250	250	-	250.00
			W	-	-	-	250	250	250	250	250	-	250	250	250	-	250.00
	OTHER AGRICULTURAL LABOUR	OTHER AGRICULTURAL LABOUR	M	200	200	250	250	250	250	250	250	250	250	250	250	250	241.67
			W	200	200	250	250	250	250	250	250	250	250	250	250	250	241.67
	District: Amethi																
Center: AMETHI	SKILLED LABOUR	CARPENTER	M	450	450	450	450	450	450	500	500	500	500	500	500	475.00	
	FIELD LABOUR	PLOUGHMAN	M	200	200	250	250	250	250	250	300	300	300	300	300	262.50	
			W	200	200	200	200	200	200	250	300	300	300	300	300	245.83	
		SOWER	M	200	200	250	250	250	250	250	300	300	300	300	300	300	262.50
			W	200	200	200	200	200	200	250	300	300	300	300	300	300	245.83
		WEEDER	M	200	200	250	250	250	250	250	300	300	300	-	300	300	259.09
			W	200	200	200	200	-	200	250	300	300	300	-	300	300	245.00
	REAPER & HARVESTER	M	-	-	-	-	-	-	-	-	-	-	300	300	300	300.00	
		W	-	-	-	-	-	-	-	-	-	-	300	300	-	300.00	
	OTHER AGRICULTURAL LABOUR	OTHER AGRICULTURAL LABOUR	M	200	200	250	250	250	250	250	300	300	300	300	300	300	262.50
W			200	200	200	200	200	200	250	300	300	300	300	300	300	245.83	
District: Amroha																	
Center: J.P.NAGAR	SKILLED LABOUR	CARPENTER	M	450	450	450	450	450	450	450	450	450	450	450	450	450.00	
	FIELD LABOUR	PLOUGHMAN	M	300	300	300	300	300	300	300	300	300	300	300	300	300.00	
			W	250	250	250	250	250	250	250	250	250	250	250	250	250.00	
		SOWER	M	300	300	300	300	300	300	300	300	300	300	300	300	300	300.00
			W	250	250	250	250	250	250	250	250	250	250	250	250	250	250.00
		WEEDER	M	300	300	300	300	300	300	300	300	300	300	300	300	300	300.00
			W	250	250	250	250	250	250	250	250	250	250	250	250	250	250.00
	REAPER & HARVESTER	M	300	300	300	300	300	300	300	300	300	300	300	300	300	300.00	
		W	250	250	250	250	250	250	250	250	250	250	250	250	250	250.00	
	OTHER AGRICULTURAL LABOUR	OTHER AGRICULTURAL LABOUR	M	300	300	300	300	300	300	300	300	300	300	300	300	300	300.00
W			250	250	250	250	250	250	250	250	250	250	250	250	250	250.00	
District: Auraiya																	
Center: AURAIYA	SKILLED LABOUR	CARPENTER	M	500	500	500	500	500	500	500	500	500	500	500	500	500.00	
	FIELD LABOUR	PLOUGHMAN	M	350	350	350	350	350	350	-	-	-	350	-	350	350.00	
			W	-	-	-	-	300	300	-	-	-	300	-	-	300.00	
		SOWER	M	300	300	300	-	-	300	300	300	300	300	300	300	300	300.00
			W	300	300	300	-	-	300	300	300	300	300	300	300	300	300.00
		WEEDER	M	300	300	300	-	-	300	300	-	-	300	300	300	-	300.00
			W	300	300	300	-	-	300	-	-	-	300	300	300	-	300.00
	REAPER & HARVESTER	M	-	-	-	-	300	300	-	-	300	300	300	300	-	300.00	
		W	-	-	-	-	300	-	-	-	300	300	300	300	-	300.00	
	OTHER AGRICULTURAL LABOUR	OTHER AGRICULTURAL LABOUR	M	300	300	300	300	300	300	300	300	300	300	300	300	300	300.00
W			300	300	300	300	300	300	300	300	300	300	300	300	300	300.00	
District: Azamgarh																	

Average Daily Agricultural Wages and Non Agricultural Wages (in Rs.) - 2020-21																	
State/District/Center	Labour Category	Labour Type	Gen	Jul	Aug	Sep	Oct	Nov	Dec	Jan	Feb	Mar	Apr	May	Jun	Annual Average	
Center: AZAMGARH	SKILLED LABOUR	CARPENTER	M	513	513	513	513	513	515	513	513	513	513	514	513	513.25	
	FIELD LABOUR	PLOUGHMAN	M	404	-	-	-	330	350	350	350	350	350	350	350	388	358.00
		SOWER	M	325	325	325	-	306	307	306	314	314	314	314	317	319	315.64
			W	325	325	325	-	306	307	306	314	314	314	314	321	319	316.00
		WEEDER	M	325	325	329	329	325	329	325	331	331	331	329	331	331	328.33
			W	325	325	329	329	325	329	325	331	331	331	329	331	331	328.33
		REAPER & HARVESTER	M	-	-	-	-	300	300	-	-	-	397	-	-	-	332.33
	W		-	-	-	-	300	300	-	-	-	394	329	-	-	330.75	
	OTHER AGRICULTURAL LABOUR	OTHER AGRICULTURAL LABOUR	M	319	319	319	319	319	319	322	319	325	325	325	321	325	321.42
			W	319	319	319	319	319	319	322	319	325	325	325	329	325	322.08
District: Bagpat																	
Center: BAGPAT	SKILLED LABOUR	CARPENTER	M	493	493	500	500	500	500	500	500	500	550	550	550	511.33	
	FIELD LABOUR	PLOUGHMAN	M	400	-	-	-	400	400	400	400	400	350	375	400	391.67	
		SOWER	M	300	-	-	-	300	300	350	300	300	350	325	300	313.89	
			W	300	300	300	300	300	300	350	350	350	350	300	350	320.83	
		WEEDER	M	350	350	350	350	350	350	350	350	350	350	350	350	350	350.00
			W	350	350	350	350	350	350	350	350	350	350	350	350	350	350.00
		REAPER & HARVESTER	M	-	-	-	350	350	350	350	350	350	350	350	350	350	350.00
	W		-	350	350	350	350	350	350	350	350	350	350	350	350	350.00	
	OTHER AGRICULTURAL LABOUR	OTHER AGRICULTURAL LABOUR	M	350	383	383	383	350	350	350	350	350	350	350	350	350	358.25
			W	350	-	-	350	350	350	350	350	350	350	350	350	350	350.00
District: Bahraich																	
Center: BAHRAICH	SKILLED LABOUR	CARPENTER	M	500	500	500	500	500	500	500	500	500	500	500	500	500.00	
	FIELD LABOUR	PLOUGHMAN	M	250	250	250	250	250	250	250	250	250	250	250	250	250.00	
		SOWER	M	250	250	250	250	250	250	250	250	250	250	250	250	250.00	
			W	250	250	250	250	250	250	250	250	250	250	250	250	250.00	
		WEEDER	M	250	250	250	250	250	250	250	250	250	250	250	250	250.00	
			W	250	250	250	250	250	250	250	250	250	250	250	250	250.00	
		REAPER & HARVESTER	M	250	250	250	250	250	250	250	250	250	250	250	250	250.00	
	W		250	250	250	250	250	250	250	250	250	250	250	250	250.00		
	OTHER AGRICULTURAL LABOUR	OTHER AGRICULTURAL LABOUR	M	250	250	250	250	250	250	250	250	250	250	250	250	250.00	
			W	250	250	250	250	250	250	250	250	250	250	250	250	250.00	
District: Ballia																	
Center: BALLIA	SKILLED LABOUR	CARPENTER	M	500	550	550	550	550	550	550	550	550	550	550	550	545.83	
	FIELD LABOUR	PLOUGHMAN	M	200	200	200	200	200	200	200	200	200	200	250	300	300	220.83
		SOWER	M	200	200	200	200	200	200	200	200	200	200	250	300	300	220.83
			W	-	200	200	200	200	200	200	200	200	200	250	300	300	222.73
		WEEDER	M	200	200	200	-	200	200	200	200	-	250	300	300	300	225.00
			W	-	200	200	-	200	200	200	200	-	250	300	300	300	227.78
		REAPER & HARVESTER	M	-	200	-	-	300	300	300	300	300	300	300	300	300	288.89
	W		-	-	-	-	-	300	200	200	-	300	300	300	300	266.67	
	OTHER AGRICULTURAL LABOUR	OTHER AGRICULTURAL LABOUR	M	300	300	300	300	300	300	300	300	300	300	300	300	300	300.00
			W	-	300	300	300	300	300	300	300	300	300	300	300	300	300.00
HERDSMAN	HERDSMAN	M	200	200	200	-	200	-	200	-	-	-	-	-	200.00		
District: Balrampur																	

Average Daily Agricultural Wages and Non Agricultural Wages (in Rs.) - 2020-21																	
State/District/Center	Labour Category	Labour Type	Gen	Jul	Aug	Sep	Oct	Nov	Dec	Jan	Feb	Mar	Apr	May	Jun	Annual Average	
Center: BALRAMPUR	SKILLED LABOUR	CARPENTER	M	500	500	500	500	500	500	500	500	500	500	500	500	500.00	
	FIELD LABOUR	PLOUGHMAN	M	300	300	300	300	300	-	300	-	-	-	-	-	300.00	
			W	-	300	300	-	300	-	-	-	300	300	300	300	300.00	
		WEEDER	M	300	-	-	-	-	300	300	300	300	-	-	-	-	300.00
			W	300	-	-	-	-	300	300	300	300	-	-	-	-	300.00
		REAPER & HARVESTER	M	-	-	-	-	300	350	-	-	-	300	300	300	300	310.00
			W	-	-	-	-	300	350	-	-	-	300	300	300	300	310.00
	OTHER AGRICULTURAL LABOUR	OTHER AGRICULTURAL LABOUR	M	300	300	300	300	300	300	300	300	300	300	300	300	300	300.00
			W	300	300	300	300	300	300	300	300	300	300	300	300	300	300.00
	HERDSMAN	HERDSMAN	M	300	300	300	300	300	300	300	300	-	-	-	-	-	300.00
W			300	300	300	300	300	300	300	300	-	-	-	-	-	300.00	
District: Banda																	
Center: BANDA	SKILLED LABOUR	CARPENTER	M	450	450	460	460	460	500	500	500	500	500	500	500	481.67	
	FIELD LABOUR	PLOUGHMAN	M	200	200	-	250	250	250	250	250	-	-	-	-	233.33	
			W	200	200	-	-	200	200	200	200	-	-	-	-	200.00	
		WEEDER	M	200	200	200	200	200	210	220	220	220	-	-	-	207.78	
			W	200	200	200	200	200	200	200	200	200	-	-	-	200.00	
		REAPER & HARVESTER	M	-	-	-	250	250	-	-	-	-	250	-	-	250.00	
			W	-	-	-	250	250	250	250	250	-	-	200	-	-	240.00
	OTHER AGRICULTURAL LABOUR	OTHER AGRICULTURAL LABOUR	M	200	200	250	250	250	250	250	250	250	250	250	250	250	241.67
			W	200	200	200	200	200	200	200	200	200	200	200	200	200	200.00
	HERDSMAN	HERDSMAN	M	250	250	250	250	250	250	250	250	250	250	250	250	250	250.00
W			250	250	250	250	250	250	250	250	250	250	250	250	250	250.00	
District: Barabanki																	
Center: BARABANKI	SKILLED LABOUR	CARPENTER	M	500	500	500	500	500	500	550	525	525	525	525	575	518.75	
	FIELD LABOUR	WEEDER	M	250	250	250	250	250	250	250	250	250	250	250	-	300	254.55
			W	250	250	250	250	250	250	250	250	250	250	250	300	254.17	
		REAPER & HARVESTER	M	250	250	250	250	250	250	250	250	250	250	250	-	-	250.00
	OTHER AGRICULTURAL LABOUR	OTHER AGRICULTURAL LABOUR	M	250	250	250	250	250	250	250	250	250	250	250	250	300	254.17
W			250	250	250	250	250	250	250	250	250	250	250	250	300	254.17	
District: Bareilly																	
Center: BAREILLY	SKILLED LABOUR	CARPENTER	M	550	550	550	550	550	542	517	517	517	520	517	517	533.08	
	FIELD LABOUR	PLOUGHMAN	M	350	-	-	350	350	325	325	325	325	300	300	300	325.00	
			W	250	-	-	-	-	-	-	-	250	250	250	250	250.00	
		WEEDER	M	300	300	300	300	300	300	300	300	-	300	300	300	300	300.00
			W	250	250	250	-	-	-	-	-	250	250	250	250	250	250.00
		REAPER & HARVESTER	M	300	300	300	300	300	-	-	-	-	300	300	-	300.00	
			W	250	250	250	-	-	-	-	-	-	250	250	-	250.00	
	OTHER AGRICULTURAL LABOUR	OTHER AGRICULTURAL LABOUR	M	300	300	300	300	300	275	280	275	300	300	300	300	294.17	
			W	250	250	250	250	250	250	250	250	250	250	250	250	250.00	
District: Basti																	

Average Daily Agricultural Wages and Non Agricultural Wages (in Rs.) - 2020-21																		
State/District/Center	Labour Category	Labour Type	Gen	Jul	Aug	Sep	Oct	Nov	Dec	Jan	Feb	Mar	Apr	May	Jun	Annual Average		
Center: BASTI	SKILLED LABOUR	CARPENTER	M	400	400	400	400	400	400	400	400	450	450	450	450	416.67		
	FIELD LABOUR	PLOUGHMAN	M	250	-	-	-	250	250	250	250	250	250	250	250	250	250.00	
			W	250	-	-	-	250	250	250	250	250	250	250	250	250	250.00	
		SOWER	M	250	-	-	-	250	250	250	250	250	250	250	250	250	250	250.00
			W	250	-	-	-	250	250	250	250	250	250	250	250	250	250	250.00
		WEEDER	M	250	-	-	-	250	250	250	250	250	250	250	250	250	250	250.00
			W	250	-	-	-	250	250	250	250	250	250	250	250	250	250	250.00
	REAPER & HARVESTER	M	-	-	-	-	250	250	250	250	250	250	275	-	250	253.57		
		W	-	-	-	-	250	250	250	250	250	250	275	-	250	253.57		
	OTHER AGRICULTURAL LABOUR	OTHER AGRICULTURAL LABOUR	M	250	250	250	250	250	250	250	250	250	250	250	250	250	250.00	
W			250	250	250	250	250	250	250	250	250	250	250	250	250	250.00		
District: Bijnor																		
Center: BIJNOR	SKILLED LABOUR	CARPENTER	M	500	500	500	500	500	500	500	500	550	600	600	600	529.17		
	FIELD LABOUR	PLOUGHMAN	M	300	-	-	300	300	350	350	350	380	400	400	400	400	353.00	
			W	250	250	250	250	250	250	300	300	330	350	350	350	290.00		
		SOWER	M	300	300	300	300	300	350	350	350	380	400	400	400	400	344.17	
			W	250	250	250	250	250	250	300	300	330	350	350	350	290.00		
		WEEDER	M	300	300	300	300	300	350	350	350	380	400	400	400	400	344.17	
			W	250	250	250	250	250	250	300	300	330	350	350	350	290.00		
	REAPER & HARVESTER	M	300	300	300	300	300	350	350	350	380	400	400	-	339.09			
		W	250	250	250	250	250	250	300	300	330	350	350	-	284.55			
	OTHER AGRICULTURAL LABOUR	OTHER AGRICULTURAL LABOUR	M	300	300	300	300	300	350	350	350	380	400	400	400	344.17		
W			250	250	250	250	250	250	300	300	330	350	350	350	290.00			
District: Budaun																		
Center: BADAUN	SKILLED LABOUR	CARPENTER	M	500	500	500	500	500	500	500	500	500	500	500	500	500.00		
	FIELD LABOUR	PLOUGHMAN	M	-	-	-	-	-	300	300	300	300	300	300	300	300	300.00	
			W	300	300	300	300	300	300	300	300	300	300	300	300	300.00		
		SOWER	M	300	300	300	300	300	300	300	300	300	300	300	300	300	300.00	
			W	300	300	300	300	300	300	300	300	300	300	300	300	300	300.00	
		WEEDER	M	300	300	300	300	300	300	300	300	300	300	300	300	300	300.00	
			W	300	300	300	300	300	300	300	300	300	300	300	300	300	300.00	
	REAPER & HARVESTER	M	-	-	-	-	-	-	-	-	-	-	325	350	325	333.33		
		W	-	-	-	-	-	-	-	-	-	-	300	350	350	333.33		
	OTHER AGRICULTURAL LABOUR	OTHER AGRICULTURAL LABOUR	M	300	300	300	300	300	300	300	300	300	300	-	300	300	300.00	
W			300	300	300	300	300	300	300	300	300	300	300	300	300	300.00		
District: Bulandshahr																		
Center: BULANDSHAHR	SKILLED LABOUR	CARPENTER	M	514	514	514	514	514	514	514	514	517	515	514	515	514.42		
	FIELD LABOUR	PLOUGHMAN	M	-	-	-	-	-	-	-	-	-	314	350	350	338.00		
			W	-	-	-	-	-	-	-	-	-	264	314	325	301.00		
		SOWER	M	-	-	-	-	-	-	-	-	-	-	314	350	350	338.00	
			W	-	-	-	-	-	-	-	-	-	-	264	314	325	301.00	
		WEEDER	M	-	-	-	-	-	-	-	-	-	-	314	350	350	338.00	
			W	-	-	-	-	-	-	-	-	-	-	265	314	325	301.33	
	REAPER & HARVESTER	M	-	-	-	-	-	-	-	-	-	-	382	382	382	382.00		
		W	-	364	364	364	364	364	365	358	364	364	314	-	325	354.60		
	OTHER AGRICULTURAL LABOUR	OTHER AGRICULTURAL LABOUR	M	364	364	364	364	364	364	365	364	364	364	364	364	364	364.08	
W			-	364	364	364	364	364	365	358	364	364	364	364	364	363.55		
District: Chandauli																		

Average Daily Agricultural Wages and Non Agricultural Wages (in Rs.) - 2020-21																		
State/District/Center	Labour Category	Labour Type	Gen	Jul	Aug	Sep	Oct	Nov	Dec	Jan	Feb	Mar	Apr	May	Jun	Annual Average		
Center: CHANDAULI	SKILLED LABOUR	CARPENTER	M	500	500	500	500	500	500	500	500	500	500	500	500	500.00		
	FIELD LABOUR	SOWER	W	300	-	-	-	-	-	-	300	-	-	-	-	300.00		
		WEEDER	M	-	300	-	300	-	300	300	300	300	350	-	-	-	308.33	
			W	-	300	-	-	-	300	300	300	300	350	-	-	-	310.00	
		REAPER & HARVESTER	M	300	250	-	-	275	325	300	300	300	-	350	375	-	309.38	
			W	-	250	-	-	250	325	325	350	-	350	350	-	-	314.29	
	OTHER AGRICULTURAL LABOUR	OTHER AGRICULTURAL LABOUR	M	300	300	300	300	300	300	300	300	300	350	350	350	350	316.67	
W			300	300	300	-	300	300	300	300	300	350	350	350	350	318.18		
District: Chitrakoot																		
Center: CHITRAKOOT	SKILLED LABOUR	CARPENTER	M	450	450	450	450	450	450	450	450	450	450	450	450	450.00		
	FIELD LABOUR	PLOUGHMAN	M	-	-	250	250	250	250	250	250	250	250	250	250	-	250.00	
			W	-	-	200	200	200	200	200	200	200	200	200	200	-	200.00	
		SOWER	M	-	-	200	200	200	200	200	200	200	200	200	200	200	-	200.00
			W	-	-	200	200	-	200	200	200	200	200	200	200	200	-	200.00
		WEEDER	M	-	-	200	200	200	200	200	200	200	-	-	-	-	200.00	
			W	-	-	200	200	-	200	200	200	200	-	-	-	-	200.00	
	REAPER & HARVESTER	M	-	-	200	200	200	200	200	200	200	200	200	275	-	208.33		
		W	-	-	200	200	-	200	200	200	200	200	200	200	250	-	206.25	
	OTHER AGRICULTURAL LABOUR	OTHER AGRICULTURAL LABOUR	M	300	300	300	300	300	300	300	350	300	300	300	300	300	304.17	
W			300	300	300	300	300	300	300	300	300	300	300	300	300	300.00		
HERDSMAN	HERDSMAN	M	-	300	-	-	-	-	-	-	-	-	-	-	-	300.00		
District: Deoria																		
Center: DEORIA	SKILLED LABOUR	CARPENTER	M	450	450	450	450	450	450	450	450	450	450	450	500	454.17		
	FIELD LABOUR	REAPER & HARVESTER	M	-	-	-	335	345	340	-	-	-	-	-	-	340.00		
			W	-	-	-	300	300	310	-	-	-	-	-	303.33			
	OTHER AGRICULTURAL LABOUR	OTHER AGRICULTURAL LABOUR	M	300	350	350	350	350	350	350	350	350	350	350	350	350	345.83	
W			300	350	350	350	350	350	350	350	350	350	350	350	350	345.83		
District: Etah																		
Center: ETAH	SKILLED LABOUR	CARPENTER	M	450	450	450	450	450	450	450	450	450	500	500	500	462.50		
	FIELD LABOUR	PLOUGHMAN	M	300	300	300	300	300	300	300	-	300	300	-	-	300	300.00	
			W	300	300	300	300	300	300	300	-	300	300	-	-	300	300.00	
		WEEDER	M	300	300	300	300	300	300	300	300	-	300	300	-	-	300	300.00
			W	300	300	300	300	300	300	300	300	-	300	300	300	350	300	304.55
		REAPER & HARVESTER	M	300	300	300	300	300	300	300	300	-	300	300	300	350	300	304.55
	W		-	-	-	-	-	-	-	-	-	-	-	250	-	-	250.00	
OTHER AGRICULTURAL LABOUR	OTHER AGRICULTURAL LABOUR	M	300	300	300	300	300	300	300	300	300	300	300	300	300	300.00		
		W	-	-	-	-	-	-	-	250	250	250	250	250	250	250.00		
District: Etawah																		
Center: ETAWAH	SKILLED LABOUR	CARPENTER	M	513	510	510	510	517	517	510	508	500	500	500	500	507.92		
	OTHER AGRICULTURAL LABOUR	OTHER AGRICULTURAL LABOUR	M	263	270	280	280	283	283	280	283	283	283	283	283	279.50		
			W	275	270	270	270	275	275	270	275	275	275	275	275	275	273.33	
District: Faizabad																		

Average Daily Agricultural Wages and Non Agricultural Wages (in Rs.) - 2020-21																	
State/District/Center	Labour Category	Labour Type	Gen	Jul	Aug	Sep	Oct	Nov	Dec	Jan	Feb	Mar	Apr	May	Jun	Annual Average	
Center: AYODHYA	SKILLED LABOUR	CARPENTER	M	450	450	450	450	450	450	450	450	450	450	450	450	450.00	
	FIELD LABOUR	PLOUGHMAN	M	250	-	-	-	300	-	300	-	-	-	-	350	300.00	
		SOWER	M	250	250	-	-	300	300	300	300	-	-	-	-	283.33	
			W	250	250	-	-	300	-	-	-	-	-	-	-	350	287.50
		WEEDER	M	250	-	300	-	300	300	300	-	-	-	-	-	350	300.00
			W	250	250	250	-	-	-	-	-	-	-	-	-	-	250.00
		REAPER & HARVESTER	M	250	-	-	-	300	300	-	-	300	350	350	350	314.29	
	W	-	250	-	-	300	-	-	-	300	350	-	-	-	300.00		
	OTHER AGRICULTURAL LABOUR	OTHER AGRICULTURAL LABOUR	M	250	250	300	250	300	300	300	300	300	-	350	350	295.45	
			W	250	250	250	250	300	300	300	300	300	350	350	350	295.83	
	HERDSMAN	HERDSMAN	M	-	250	-	250	-	-	-	-	-	-	-	-	250.00	
			W	-	250	-	250	-	-	-	-	-	-	-	-	250.00	
District: Farrukhabad																	
Center: FARUKHABAD	SKILLED LABOUR	CARPENTER	M	500	450	500	500	500	500	500	500	500	500	500	500	495.83	
	FIELD LABOUR	PLOUGHMAN	M	250	250	270	283	283	267	277	277	277	285	283	283	273.75	
		SOWER	M	250	250	250	250	250	250	250	250	250	250	250	250	250	250.00
			W	-	-	-	-	-	250	250	250	250	250	250	250	250	250.00
		WEEDER	M	250	250	250	250	250	250	250	250	250	250	250	250	250	250.00
			W	-	-	-	-	-	250	250	250	250	250	250	250	250	250.00
		REAPER & HARVESTER	M	250	250	275	-	-	-	-	-	-	250	250	250	254.17	
	W	-	-	-	-	-	-	-	-	-	-	250	250	250	250.00		
	OTHER AGRICULTURAL LABOUR	OTHER AGRICULTURAL LABOUR	M	250	250	250	250	250	250	250	250	250	250	250	250	250.00	
			W	-	-	-	-	-	250	250	250	250	250	250	250	250.00	
	District: Fatehpur																
	Center: FATEHPUR	SKILLED LABOUR	CARPENTER	M	500	500	500	500	500	500	500	500	500	500	500	500	500.00
FIELD LABOUR		PLOUGHMAN	M	300	300	300	300	300	300	300	300	350	350	-	-	311.11	
		WEEDER	M	-	-	-	-	-	-	-	-	-	-	300	300	300	300.00
			W	-	250	250	250	250	-	250	300	-	300	300	300	300	272.22
		REAPER & HARVESTER	M	-	-	-	-	-	-	-	-	-	-	300	300	300	300.00
			W	-	-	-	-	-	-	-	-	-	-	300	300	300	300.00
		OTHER AGRICULTURAL LABOUR	OTHER AGRICULTURAL LABOUR	M	300	300	300	300	300	300	300	300	300	300	300	300	300.00
W				250	250	250	250	250	250	250	300	300	300	300	300	270.83	
District: Firozabad																	
Center: FIROZABAD		SKILLED LABOUR	CARPENTER	M	500	500	500	500	500	500	500	550	550	550	550	550	520.83
	FIELD LABOUR	PLOUGHMAN	M	-	300	300	-	-	-	-	-	-	-	-	-	300.00	
		SOWER	M	300	300	300	300	300	300	300	300	300	300	300	300	300	300.00
			W	-	-	250	250	250	250	250	250	250	250	250	250	250	250.00
		WEEDER	M	300	300	300	300	300	300	300	300	300	300	300	300	300	300.00
			W	250	250	250	250	250	250	250	250	250	250	250	250	250	250.00
		REAPER & HARVESTER	M	300	300	300	300	300	300	-	300	300	300	300	300	300	300.00
	W	250	-	250	250	250	250	-	250	250	250	250	250	250	250	250.00	
	OTHER AGRICULTURAL LABOUR	OTHER AGRICULTURAL LABOUR	M	300	300	300	300	300	300	300	300	300	300	300	300	300	300.00
			W	250	250	250	250	250	250	250	250	250	250	250	250	250	250.00
	District: Gautam buddha nagar																

Average Daily Agricultural Wages and Non Agricultural Wages (in Rs.) - 2020-21																	
State/District/Center	Labour Category	Labour Type	Gen	Jul	Aug	Sep	Oct	Nov	Dec	Jan	Feb	Mar	Apr	May	Jun	Annual Average	
Center: GAUTAMBUHNAGAR	SKILLED LABOUR	CARPENTER	M	500	500	500	500	500	500	500	500	500	500	500	500	500.00	
	FIELD LABOUR	PLOUGHMAN	M	350	363	350	350	350	350	350	350	350	350	350	350	350	351.08
		SOWER	M	330	343	335	343	350	350	350	350	350	350	350	350	350	345.92
			W	343	350	343	343	310	350	350	350	350	350	350	350	350	344.92
		WEEDER	M	320	328	320	325	350	350	325	350	350	350	350	350	350	339.00
			W	343	350	343	343	310	350	350	350	350	350	350	350	350	344.92
		REAPER & HARVESTER	M	350	350	350	335	350	350	350	350	350	350	350	350	350	348.75
	W		324	350	328	331	310	350	350	350	350	350	350	350	350	341.08	
	OTHER AGRICULTURAL LABOUR	OTHER AGRICULTURAL LABOUR	M	350	363	350	350	350	350	350	350	350	350	350	350	350	351.08
			W	323	350	323	335	310	338	350	350	350	350	350	350	350	339.92
District: Ghaziabad																	
Center: GHAZIABAD	SKILLED LABOUR	CARPENTER	M	500	500	500	500	500	500	500	500	500	550	550	550	512.50	
	FIELD LABOUR	PLOUGHMAN	M	350	350	350	350	350	350	350	350	350	350	400	400	400	362.50
		SOWER	M	-	-	-	-	-	-	-	-	-	-	400	400	400	400.00
			W	300	-	-	-	300	300	300	300	300	300	350	350	350	316.67
		WEEDER	M	350	350	350	350	350	350	350	350	350	350	400	400	400	362.50
			W	300	300	300	300	300	300	300	300	300	300	350	350	350	312.50
		REAPER & HARVESTER	W	300	-	-	-	-	-	-	-	350	350	350	375	400	354.17
	OTHER AGRICULTURAL LABOUR	OTHER AGRICULTURAL LABOUR	M	350	350	350	350	350	350	350	350	350	350	400	400	400	362.50
			W	-	300	300	300	300	300	300	300	300	300	350	350	350	313.64
	District: Ghazipur																
Center: GAZIPUR	SKILLED LABOUR	CARPENTER	M	500	500	500	500	500	500	500	500	500	550	550	550	512.50	
	FIELD LABOUR	PLOUGHMAN	M	350	350	300	350	350	350	350	350	-	-	-	-	350	343.75
		SOWER	M	350	350	350	350	350	350	350	350	350	350	350	350	-	350.00
			W	350	350	350	350	350	350	350	350	350	350	350	350	-	350.00
		WEEDER	M	350	350	350	350	350	350	350	350	350	350	350	350	350	350.00
			W	350	300	-	-	-	350	350	-	-	350	350	350	350	342.86
		REAPER & HARVESTER	M	325	-	-	350	-	350	350	-	-	350	350	-	-	345.83
	W		325	-	-	-	-	350	350	-	-	350	350	-	-	345.00	
	OTHER AGRICULTURAL LABOUR	OTHER AGRICULTURAL LABOUR	M	350	350	350	350	350	350	350	350	350	350	350	350	350	350.00
			W	350	350	350	350	350	350	350	350	350	350	350	350	350	350.00
District: Gonda																	
Center: GONDA	SKILLED LABOUR	CARPENTER	M	400	400	400	400	400	400	400	400	400	400	400	400	400.00	
	FIELD LABOUR	SOWER	M	200	-	-	-	-	250	-	-	-	-	-	-	225.00	
			W	200	-	-	-	-	-	-	-	-	-	-	-	200.00	
		WEEDER	M	200	-	-	-	-	250	-	-	-	-	-	-	225.00	
			W	200	-	200	-	-	250	-	-	-	-	-	-	216.67	
		REAPER & HARVESTER	M	-	-	-	-	250	-	-	-	-	-	250	-	-	250.00
			W	-	-	-	-	250	-	-	-	-	-	250	-	-	250.00
	OTHER AGRICULTURAL LABOUR	OTHER AGRICULTURAL LABOUR	M	250	250	250	250	250	250	250	250	250	250	250	250	250	250.00
			W	-	250	250	250	250	250	250	250	250	250	250	250	250	250.00
	District: Gorakhpur																

Average Daily Agricultural Wages and Non Agricultural Wages (in Rs.) - 2020-21																	
State/District/Center	Labour Category	Labour Type	Gen	Jul	Aug	Sep	Oct	Nov	Dec	Jan	Feb	Mar	Apr	May	Jun	Annual Average	
Center: GORAKHPUR	SKILLED LABOUR	CARPENTER	M	550	550	550	550	550	550	550	550	550	550	550	550	550.00	
	FIELD LABOUR	PLOUGHMAN	M	300	300	300	300	300	300	300	300	300	300	300	300	300	300.00
		SOWER	M	300	300	300	300	300	300	300	300	300	-	-	300	300	300.00
			W	300	300	-	300	300	300	300	300	300	-	-	300	300	300.00
		WEEDER	M	-	300	300	-	-	300	300	300	300	-	300	-	-	300.00
			W	-	300	-	-	-	300	300	300	300	-	300	-	-	300.00
		REAPER & HARVESTER	M	-	-	-	-	300	-	-	300	300	300	300	-	-	300.00
	W		-	-	-	-	300	-	-	300	300	300	300	-	-	300.00	
	OTHER AGRICULTURAL LABOUR	OTHER AGRICULTURAL LABOUR	M	300	300	300	300	300	300	300	300	300	300	300	300	300	300.00
			W	300	300	-	300	300	300	300	300	300	300	300	300	300	300.00
District: Hamirpur																	
Center: HAMIRPUR	SKILLED LABOUR	CARPENTER	M	450	450	450	450	450	450	450	450	450	450	450	450	458.33	
	FIELD LABOUR	PLOUGHMAN	M	300	300	300	300	300	300	300	300	300	300	-	300	300.00	
	OTHER AGRICULTURAL LABOUR	OTHER AGRICULTURAL LABOUR	M	300	300	300	300	300	300	300	300	300	300	300	300	300	300.00
			W	-	300	300	300	-	300	300	300	300	300	300	300	300	300.00
District: Hapur																	
Center: HAPUR	SKILLED LABOUR	CARPENTER	M	550	550	550	550	550	550	550	550	550	550	550	550	550.00	
	FIELD LABOUR	PLOUGHMAN	M	300	300	300	300	300	300	300	300	300	300	300	300	300	300.00
		SOWER	M	300	300	300	300	300	300	300	300	300	300	300	300	300	300.00
			W	250	250	250	250	250	250	250	-	250	250	250	250	250	250.00
		WEEDER	M	300	300	300	300	300	300	300	300	300	300	300	300	300	300.00
			W	250	250	250	250	250	250	250	-	250	250	250	250	250	250.00
		REAPER & HARVESTER	M	300	300	300	300	300	300	300	300	300	300	300	300	300	300.00
	W		-	250	250	250	250	250	250	250	250	250	250	250	250	250.00	
	OTHER AGRICULTURAL LABOUR	OTHER AGRICULTURAL LABOUR	M	300	300	300	300	300	300	300	300	300	300	300	300	300	300.00
			W	-	250	250	250	250	250	250	250	250	250	250	250	250	250.00
District: Hardoi																	
Center: HARDOI	SKILLED LABOUR	CARPENTER	M	450	450	450	450	450	450	450	450	450	450	450	450	450.00	
	FIELD LABOUR	PLOUGHMAN	M	250	-	-	-	250	250	250	-	-	-	-	-	250.00	
		SOWER	M	250	-	-	-	-	250	-	-	-	-	-	-	250.00	
			W	250	-	-	-	-	250	-	-	-	-	-	-	250.00	
		WEEDER	M	-	250	250	-	-	-	-	-	250	250	250	250	250	250.00
			W	-	250	250	-	-	-	-	-	250	250	250	250	-	250.00
		REAPER & HARVESTER	M	-	-	-	250	250	250	250	250	250	-	250	250	-	250.00
	W		-	-	-	250	250	250	250	250	250	-	250	250	-	250.00	
	OTHER AGRICULTURAL LABOUR	OTHER AGRICULTURAL LABOUR	M	-	250	250	250	250	250	250	250	250	250	250	250	250	250.00
			W	-	250	250	250	250	250	250	250	250	250	250	250	250	250.00
HERDSMAN	HERDSMAN	M	250	250	250	250	250	250	250	250	-	-	-	-	250.00		
		W	250	250	250	250	250	250	250	250	-	-	-	-	250.00		
District: Hathras																	

Average Daily Agricultural Wages and Non Agricultural Wages (in Rs.) - 2020-21																		
State/District/Center	Labour Category	Labour Type	Gen	Jul	Aug	Sep	Oct	Nov	Dec	Jan	Feb	Mar	Apr	May	Jun	Annual Average		
Center: HATHRAS	SKILLED LABOUR	CARPENTER	M	450	450	450	500	500	500	500	500	500	500	500	500	487.50		
	FIELD LABOUR	PLOUGHMAN	M	300	300	300	300	-	-	-	300	300	300	300	-	300.00		
			W	250	250	-	-	250	250	-	250	-	250	250	-	250.00		
		WEEDER	M	300	300	300	-	-	-	300	300	-	-	300	350	307.14		
			W	250	250	250	-	-	-	250	250	-	-	250	250	250.00		
		REAPER & HARVESTER	M	300	300	-	300	-	-	-	-	300	300	-	-	300.00		
			W	250	250	-	250	-	-	-	-	250	250	-	-	250.00		
	OTHER AGRICULTURAL LABOUR	OTHER AGRICULTURAL LABOUR	M	300	300	300	300	300	300	300	300	300	300	300	350	304.17		
			W	250	250	250	250	250	250	250	250	250	250	250	250	250.00		
	District: Jalaun																	
Center: JALAUN	SKILLED LABOUR	CARPENTER	M	500	500	-	500	500	500	550	550	550	550	550	550	527.27		
	FIELD LABOUR	REAPER & HARVESTER	M	-	-	-	-	-	-	-	-	-	300	300	300	300.00		
	OTHER AGRICULTURAL LABOUR	OTHER AGRICULTURAL LABOUR	M	300	300	300	300	300	300	300	300	300	300	300	300	300.00		
			W	300	300	300	300	300	300	300	300	300	300	300	300	300.00		
District: Jaunpur																		
Center: JAUNPUR	SKILLED LABOUR	CARPENTER	M	508	508	508	525	525	525	525	525	525	525	525	525	520.75		
	FIELD LABOUR	SOWER	M	292	292	292	292	292	292	292	292	292	300	300	-	300	294.18	
			W	292	292	292	292	292	292	292	292	292	300	300	-	300	294.18	
		WEEDER	M	292	292	292	292	292	292	292	292	292	292	300	300	300	300	294.67
			W	292	292	292	292	292	292	292	292	292	292	300	300	300	300	294.67
		REAPER & HARVESTER	M	-	-	-	-	-	-	-	-	-	-	-	300	300	300.00	
			W	-	-	-	-	-	-	-	-	-	-	-	300	-	300.00	
	OTHER AGRICULTURAL LABOUR	OTHER AGRICULTURAL LABOUR	M	300	292	292	292	292	292	292	292	292	300	300	300	300	295.33	
			W	292	292	292	292	292	292	292	292	292	300	300	300	300	294.67	
	District: Jhansi																	
Center: JHANSI	SKILLED LABOUR	CARPENTER	M	420	420	450	450	460	450	450	550	450	450	450	450	454.17		
	FIELD LABOUR	PLOUGHMAN	M	250	250	250	250	250	250	250	250	250	250	300	300	300	262.50	
			W	250	250	290	300	300	290	290	290	290	300	300	300	300	288.33	
		SOWER	M	250	250	230	250	240	250	250	250	250	250	250	250	250	250	247.50
			W	250	250	230	250	240	250	250	250	250	250	250	250	250	250	247.50
		WEEDER	M	250	250	250	250	250	250	250	250	250	250	250	300	300	300	262.50
			W	250	250	250	250	250	250	250	250	250	250	250	250	250	250	250.00
	REAPER & HARVESTER	M	-	-	-	-	-	-	-	-	-	-	-	300	300	-	300.00	
		W	-	-	-	-	-	-	-	-	-	-	-	250	250	-	250.00	
	OTHER AGRICULTURAL LABOUR	OTHER AGRICULTURAL LABOUR	M	260	260	300	300	300	300	300	300	300	300	300	300	300	293.33	
W			250	250	270	260	250	260	260	260	260	260	250	250	250	255.83		
District: Kannauj																		

Average Daily Agricultural Wages and Non Agricultural Wages (in Rs.) - 2020-21																		
State/District/Center	Labour Category	Labour Type	Gen	Jul	Aug	Sep	Oct	Nov	Dec	Jan	Feb	Mar	Apr	May	Jun	Annual Average		
Center: KANNUAJ	SKILLED LABOUR	CARPENTER	M	550	550	550	550	550	550	550	550	550	550	550	550	550.00		
	FIELD LABOUR	SOWER	M	300	300	300	300	300	300	300	300	-	-	-	-	300	300.00	
			W	250	250	250	250	250	250	250	250	-	-	-	-	300	256.25	
		WEEDER	M	-	-	-	-	-	-	300	300	-	-	-	-	-	-	300.00
			W	250	200	-	-	-	-	250	250	-	-	-	-	-	-	237.50
		REAPER & HARVESTER	M	-	-	-	-	-	-	-	-	-	-	300	300	-	-	300.00
			W	250	250	250	250	250	-	-	-	-	-	300	300	-	-	264.29
	OTHER AGRICULTURAL LABOUR	OTHER AGRICULTURAL LABOUR	M	300	300	300	300	300	300	300	300	300	300	300	300	300	300.00	
			W	250	250	250	250	250	250	250	250	250	250	300	300	300	262.50	
	HERDSMAN	HERDSMAN	M	-	-	-	-	-	-	-	250	-	-	-	-	-	250.00	
W			250	250	250	250	250	250	250	-	-	-	-	-	-	250.00		
District: Kanpur dehat																		
Center: KANPUR DEHAT	SKILLED LABOUR	CARPENTER	M	550	550	550	550	550	600	600	600	600	600	600	600	579.17		
	FIELD LABOUR	PLOUGHMAN	M	-	-	-	-	-	-	-	-	-	-	-	300	300	300.00	
			W	300	300	300	-	-	300	300	300	300	300	300	300	300	300.00	
		SOWER	M	300	300	300	-	300	300	300	300	300	300	300	300	300	300	300.00
			W	300	300	300	-	-	300	300	300	300	300	300	300	300	300	300.00
		WEEDER	M	300	300	300	-	300	300	300	300	300	300	300	300	300	300	300.00
			W	300	300	300	-	-	300	300	300	300	300	300	300	300	300	300.00
	REAPER & HARVESTER	M	-	-	-	300	300	-	-	-	-	-	300	300	300	300	300.00	
		W	300	-	-	300	300	-	-	-	-	300	300	300	300	300	300.00	
	OTHER AGRICULTURAL LABOUR	OTHER AGRICULTURAL LABOUR	M	300	300	300	300	300	300	300	300	300	300	300	300	300	300.00	
W			300	300	300	300	300	300	300	300	300	300	300	300	300	300.00		
District: Kanpur nagar																		
Center: KANPUR NAGAR	SKILLED LABOUR	CARPENTER	M	488	488	500	500	500	500	500	500	500	500	500	500	498.00		
	FIELD LABOUR	PLOUGHMAN	M	300	-	-	-	-	-	-	-	-	-	-	-	-	300.00	
			W	-	-	250	250	250	250	250	-	-	-	-	-	-	250.00	
		WEEDER	M	-	250	250	250	250	250	250	-	-	-	-	-	-	250.00	
			W	-	-	250	250	250	250	250	-	-	-	-	-	-	250.00	
	OTHER AGRICULTURAL LABOUR	OTHER AGRICULTURAL LABOUR	M	300	300	300	300	300	300	300	300	300	300	300	300	300	300.00	
W			250	250	300	300	300	300	300	300	300	300	300	300	300	291.67		
District: Kasganj																		
Center: KASHIRAM NAGAR	SKILLED LABOUR	CARPENTER	M	500	500	500	500	550	500	500	500	500	600	600	600	529.17		
	FIELD LABOUR	PLOUGHMAN	M	300	300	300	300	300	300	300	-	-	-	-	-	-	300.00	
			W	300	300	300	300	300	300	-	-	-	-	-	-	-	300.00	
		SOWER	M	300	300	300	300	300	300	300	300	-	-	-	-	-	300.00	
			W	-	300	300	300	-	-	300	300	-	-	-	-	-	300.00	
		WEEDER	M	-	300	300	300	-	-	300	300	-	-	-	-	-	300.00	
			W	-	-	-	-	-	-	-	250	250	-	-	-	-	250.00	
	REAPER & HARVESTER	M	-	-	-	-	-	300	-	-	-	-	-	350	350	-	333.33	
W		-	-	-	-	-	-	-	-	-	-	-	300	300	-	300.00		
OTHER AGRICULTURAL LABOUR	OTHER AGRICULTURAL LABOUR	M	300	300	300	300	300	300	300	300	300	300	350	350	350	312.50		
		W	-	-	-	-	-	-	-	250	250	250	300	300	300	275.00		
District: Kaushambi																		

Average Daily Agricultural Wages and Non Agricultural Wages (in Rs.) - 2020-21																		
State/District/Center	Labour Category	Labour Type	Gen	Jul	Aug	Sep	Oct	Nov	Dec	Jan	Feb	Mar	Apr	May	Jun	Annual Average		
Center: KAUSHAMBI	SKILLED LABOUR	CARPENTER	M	450	450	450	450	450	450	450	450	450	450	450	450	450.00		
	FIELD LABOUR	PLOUGHMAN	M	300	-	-	300	300	300	-	-	300	-	-	300	300.00		
			W	250	-	-	250	250	250	-	-	-	-	-	250	250.00		
		SOWER	M	300	-	-	300	300	300	-	-	-	-	-	-	300	300.00	
			W	250	-	-	250	250	250	-	-	-	-	-	-	250	250.00	
		WEEDER	M	300	300	300	-	-	300	300	300	300	300	300	-	-	300.00	
			W	250	250	250	-	-	250	250	250	250	250	300	-	-	256.25	
	REAPER & HARVESTER	M	-	-	-	300	300	300	-	-	-	300	300	-	-	300.00		
		W	-	-	-	250	250	250	-	-	-	300	300	-	-	270.00		
	OTHER AGRICULTURAL LABOUR	OTHER AGRICULTURAL LABOUR	M	300	300	300	300	300	300	300	300	300	300	300	300	300	300.00	
W			250	250	250	250	250	250	250	250	250	300	250	250	254.17			
HERDSMAN	HERDSMAN	M	200	200	200	200	200	200	200	200	-	-	-	-	-	200.00		
		W	200	200	200	200	200	200	200	200	-	-	-	-	-	200.00		
District: Kheri																		
Center: KHERI	SKILLED LABOUR	CARPENTER	M	450	450	450	450	450	450	450	500	500	500	500	500	470.83		
	FIELD LABOUR	PLOUGHMAN	M	250	250	250	250	250	250	250	250	250	250	300	300	300	262.50	
			W	250	250	250	250	250	250	250	250	250	250	300	-	-	255.00	
		SOWER	M	250	250	250	250	250	250	250	250	250	250	250	300	-	-	255.00
			W	250	250	250	250	250	250	250	250	250	250	250	300	-	-	255.00
		WEEDER	M	250	250	250	250	250	250	250	250	250	250	250	300	300	300	262.50
			W	250	250	250	250	250	250	250	250	250	250	250	300	300	300	262.50
	REAPER & HARVESTER	M	250	250	250	250	250	250	250	250	250	250	250	300	300	300	262.50	
		W	250	250	250	250	250	250	250	250	250	250	250	300	300	300	262.50	
	OTHER AGRICULTURAL LABOUR	OTHER AGRICULTURAL LABOUR	M	250	250	250	250	250	250	250	300	300	300	300	300	300	275.00	
W			250	250	250	250	250	250	250	300	300	300	300	300	300	275.00		
District: Kushi nagar																		
Center: KUSHINAGAR	SKILLED LABOUR	CARPENTER	M	500	500	500	500	500	500	500	500	500	500	500	500	500.00		
	FIELD LABOUR	PLOUGHMAN	M	350	-	-	-	350	350	-	-	-	-	350	350	350.00		
			W	250	-	-	-	300	294	-	-	-	-	-	-	281.33		
		SOWER	M	250	-	-	-	300	294	-	-	-	-	-	-	-	281.33	
			W	250	-	-	-	300	294	-	-	-	-	-	-	-	281.33	
		WEEDER	M	-	250	250	-	-	-	-	-	-	-	-	-	-	250.00	
			W	-	250	250	-	-	-	-	-	-	-	-	-	-	250.00	
	REAPER & HARVESTER	M	-	-	-	260	269	272	-	-	-	350	350	-	-	300.20		
		W	-	-	-	269	269	274	-	-	-	350	300	-	-	292.40		
	OTHER AGRICULTURAL LABOUR	OTHER AGRICULTURAL LABOUR	M	250	250	250	250	250	250	250	250	250	250	250	250	250	250.00	
W			250	250	250	250	250	250	250	250	250	250	250	250	250	250.00		
District: Lalitpur																		
Center: LALITPUR	SKILLED LABOUR	CARPENTER	M	375	400	400	400	400	400	400	400	400	400	400	400	397.92		
	FIELD LABOUR	PLOUGHMAN	M	350	350	400	400	400	400	400	400	400	400	300	300	300	366.67	
			W	240	240	240	240	240	240	240	240	240	240	250	250	250	242.50	
		SOWER	M	240	240	240	240	240	240	240	240	240	240	240	250	250	250	242.50
			W	240	240	240	240	240	240	240	240	240	240	240	250	250	250	242.50
		WEEDER	M	240	240	220	220	220	220	220	220	220	220	220	250	250	250	230.83
			W	220	220	220	220	220	220	220	220	220	220	220	250	250	250	227.50
	REAPER & HARVESTER	M	220	220	220	220	220	220	220	220	220	220	220	250	250	250	227.50	
		W	220	220	220	220	220	220	220	220	220	220	220	250	250	250	227.50	
	OTHER AGRICULTURAL LABOUR	OTHER AGRICULTURAL LABOUR	M	220	220	220	220	220	220	220	220	220	220	250	250	250	227.50	
W			220	220	220	220	220	220	220	220	220	220	250	250	250	227.50		
HERDSMAN	HERDSMAN	M	170	180	170	-	170	-	170	-	-	-	-	-	-	172.00		
District: Lucknow																		

Average Daily Agricultural Wages and Non Agricultural Wages (in Rs.) - 2020-21																	
State/District/Center	Labour Category	Labour Type	Gen	Jul	Aug	Sep	Oct	Nov	Dec	Jan	Feb	Mar	Apr	May	Jun	Annual Average	
Center: LUCKNOW	SKILLED LABOUR	CARPENTER	M	500	510	520	520	520	520	520	520	520	520	520	520	517.50	
	FIELD LABOUR	SOWER	M	-	300	300	300	300	300	300	300	300	300	300	300	300	300.00
			W	-	300	300	300	300	300	300	300	300	300	300	300	300	300.00
		WEEDER	M	300	300	300	300	-	-	-	-	-	-	300	300	300	300.00
			W	300	300	300	300	-	-	-	-	-	-	300	300	300	300.00
		REAPER & HARVESTER	M	-	-	-	-	300	-	-	-	-	-	325	325	300	312.50
			W	-	-	-	-	300	-	-	-	-	-	300	300	300	300.00
	OTHER AGRICULTURAL LABOUR	OTHER AGRICULTURAL LABOUR	M	300	300	300	300	300	300	300	300	300	300	300	300	300	300.00
			W	300	300	300	300	300	300	300	300	300	300	300	300	300	300.00
	District: Maharajganj																
Center: MAHARAJGANJ	SKILLED LABOUR	CARPENTER	M	500	500	500	500	500	500	550	550	550	550	550	550	525.00	
	FIELD LABOUR	PLOUGHMAN	M	-	-	-	-	-	-	-	-	-	300	300	300	300.00	
		WEEDER	M	-	-	-	-	-	-	-	-	-	300	300	300	300.00	
		REAPER & HARVESTER	M	-	-	-	-	-	-	-	-	-	300	300	300	300.00	
	OTHER AGRICULTURAL LABOUR	OTHER AGRICULTURAL LABOUR	M	300	300	300	300	300	300	300	300	300	300	300	300	300	300.00
			W	300	300	300	300	300	300	300	300	300	300	300	300	300	300.00
District: Mahoba																	
Center: MAHOBA	SKILLED LABOUR	CARPENTER	M	450	450	450	450	450	450	450	450	450	450	450	450	450.00	
	FIELD LABOUR	PLOUGHMAN	M	250	250	250	250	250	250	250	250	-	-	-	-	250.00	
			W	200	200	200	200	200	200	200	200	-	-	-	-	200.00	
		SOWER	M	250	250	250	250	250	250	250	250	-	-	-	-	-	250.00
			W	200	200	200	200	200	200	200	200	-	-	-	-	-	200.00
		WEEDER	M	250	250	250	250	250	250	250	250	-	-	-	-	-	250.00
			W	200	200	200	200	200	200	200	200	-	-	-	-	-	200.00
	REAPER & HARVESTER	M	-	-	-	-	250	250	-	-	250	250	250	250	-	250.00	
		W	-	-	-	-	200	200	-	-	200	200	200	200	-	200.00	
	OTHER AGRICULTURAL LABOUR	OTHER AGRICULTURAL LABOUR	M	250	250	250	250	250	250	250	250	250	250	250	250	250	250.00
W			200	200	200	200	200	200	200	200	200	200	200	200	200	200.00	
District: Mainpuri																	
Center: MAINPURI	SKILLED LABOUR	CARPENTER	M	500	500	500	500	500	500	500	500	500	500	500	500	500.00	
		BLACKSMITH	M	-	-	500	-	-	-	-	-	-	-	-	-	-	500.00
	FIELD LABOUR	PLOUGHMAN	M	250	250	250	250	-	250	250	250	250	250	250	250	250	250.00
			W	-	-	250	-	-	-	-	-	-	-	-	-	-	250.00
		SOWER	M	250	250	250	250	-	250	250	250	250	250	250	250	250	250.00
			W	-	-	-	-	-	-	-	-	-	-	250	-	-	250.00
		WEEDER	M	250	250	250	250	-	250	250	250	250	250	250	250	250	250.00
			W	-	-	-	-	-	-	-	-	-	-	250	-	-	250.00
	REAPER & HARVESTER	M	250	250	250	250	-	250	250	250	250	250	250	250	250	250.00	
		W	-	-	-	-	-	-	250	250	250	250	250	250	250	250.00	
OTHER AGRICULTURAL LABOUR	OTHER AGRICULTURAL LABOUR	M	250	250	250	250	250	250	250	250	250	250	250	250	250	250.00	
		W	250	250	250	-	250	-	250	250	250	250	250	250	250	250.00	
District: Mathura																	
Center: MATHURA	SKILLED LABOUR	CARPENTER	M	488	488	488	490	500	500	500	500	500	500	500	500	496.17	
	FIELD LABOUR	WEEDER	M	-	-	-	-	-	-	-	-	-	-	-	350	350	350.00
			W	-	-	-	-	-	-	-	-	-	-	-	300	300	300.00
		REAPER & HARVESTER	M	-	-	-	-	-	-	-	-	-	-	350	-	350	350.00
			W	-	-	-	-	-	-	-	-	-	-	300	-	300	300.00
	OTHER AGRICULTURAL LABOUR	OTHER AGRICULTURAL LABOUR	M	350	350	350	350	350	350	350	350	350	350	350	350	350	350.00
W			300	300	300	300	300	300	300	300	300	300	300	300	300	300.00	
District: Mau																	

Average Daily Agricultural Wages and Non Agricultural Wages (in Rs.) - 2020-21																	
State/District/Center	Labour Category	Labour Type	Gen	Jul	Aug	Sep	Oct	Nov	Dec	Jan	Feb	Mar	Apr	May	Jun	Annual Average	
Center: MAU	SKILLED LABOUR	CARPENTER	M	450	450	450	450	450	500	500	500	500	500	500	500	479.17	
	FIELD LABOUR	SOWER	M	-	-	-	-	250	-	-	-	300	300	-	-	283.33	
			W	-	-	-	-	-	-	-	-	250	300	-	-	275.00	
		WEEDER	M	250	250	250	250	250	250	250	-	-	-	-	-	-	250.00
			W	-	-	240	250	250	250	-	-	250	-	-	-	-	248.00
		REAPER & HARVESTER	M	265	265	265	265	265	265	265	-	-	-	300	300	-	273.75
			W	-	-	-	265	-	265	-	-	-	-	300	300	-	282.50
	OTHER AGRICULTURAL LABOUR	OTHER AGRICULTURAL LABOUR	M	250	250	250	250	250	267	300	300	300	300	300	300	300	280.58
			W	-	250	250	250	250	250	250	250	250	250	300	300	300	263.64
	District: Meerut																
Center: MEERUT	SKILLED LABOUR	CARPENTER	M	500	500	500	500	500	500	500	500	500	500	500	500	500.00	
	FIELD LABOUR	PLOUGHMAN	M	300	300	300	300	300	300	300	300	300	300	300	300	300	300.00
			W	250	250	250	250	250	250	250	250	250	250	250	250	250	250.00
		SOWER	M	300	300	300	300	300	300	300	300	300	300	300	300	300	300.00
			W	250	250	250	250	250	250	250	250	250	250	250	250	250	250.00
		WEEDER	M	300	300	300	300	300	300	300	300	300	300	300	300	300	300.00
			W	250	250	250	250	250	250	250	250	250	250	250	250	250	250.00
	REAPER & HARVESTER	M	300	300	300	300	300	300	300	300	300	300	300	300	300	300.00	
		W	250	250	250	250	250	250	250	250	250	250	250	250	250	250.00	
	OTHER AGRICULTURAL LABOUR	OTHER AGRICULTURAL LABOUR	M	300	300	300	300	300	300	300	300	300	300	300	300	300	300.00
W			250	250	250	250	250	250	250	250	250	250	250	250	250	250.00	
District: Mirzapur																	
Center: MIRZAPUR	SKILLED LABOUR	CARPENTER	M	500	500	500	500	500	500	500	500	500	500	500	500	500.00	
	FIELD LABOUR	SOWER	M	200	200	200	200	200	200	200	200	200	200	200	200	200.00	
			W	200	200	200	200	200	200	200	200	200	200	200	200	200.00	
		WEEDER	M	200	200	200	200	200	200	200	200	200	200	200	200	200	200.00
			W	200	200	200	200	200	200	200	200	200	200	200	200	200	200.00
		REAPER & HARVESTER	M	200	200	200	200	200	200	200	200	200	200	200	200	200	200.00
			W	200	200	200	200	200	200	200	200	200	200	200	200	200	200.00
	OTHER AGRICULTURAL LABOUR	OTHER AGRICULTURAL LABOUR	M	200	200	200	200	200	200	200	200	200	200	200	200	200	200.00
			W	200	200	200	200	200	200	200	200	200	200	200	200	200	200.00
	District: Moradabad																
Center: MORADABAD	SKILLED LABOUR	CARPENTER	M	500	500	500	500	500	500	500	500	500	500	500	500	500.00	
	FIELD LABOUR	PLOUGHMAN	M	292	-	300	300	300	300	300	300	300	300	300	300	299.27	
			W	250	-	250	250	250	250	250	250	250	250	250	250	250.00	
		SOWER	M	275	-	271	270	283	270	270	275	275	300	300	300	280.82	
			W	250	-	250	250	250	250	250	250	250	250	250	250	250.00	
		WEEDER	M	275	-	271	270	283	270	270	275	272	300	300	300	280.55	
			W	250	-	250	250	250	250	250	250	250	250	250	250	250.00	
	REAPER & HARVESTER	M	263	-	261	285	267	285	285	288	288	300	300	300	283.82		
		W	250	-	250	250	250	250	250	250	250	250	250	250	250.00		
	OTHER AGRICULTURAL LABOUR	OTHER AGRICULTURAL LABOUR	M	275	275	271	270	283	270	270	275	275	300	300	300	280.33	
W			250	250	250	250	250	250	250	250	250	250	250	250	250.00		
HERDSMAN	HERDSMAN	M	300	300	-	-	-	-	-	-	-	-	-	-	300.00		
District: Muzaffarnagar																	

Average Daily Agricultural Wages and Non Agricultural Wages (in Rs.) - 2020-21																		
State/District/Center	Labour Category	Labour Type	Gen	Jul	Aug	Sep	Oct	Nov	Dec	Jan	Feb	Mar	Apr	May	Jun	Annual Average		
Center: MUZAFFAR NAGAR	SKILLED LABOUR	CARPENTER	M	500	500	500	500	500	500	500	500	500	500	500	500	500.00		
	FIELD LABOUR	WEEDER	M	300	300	300	300	300	300	300	300	300	300	300	300	300	300.00	
			W	250	-	-	-	250	250	250	250	250	250	250	250	250	250.00	
		REAPER & HARVESTER	M	300	300	300	300	300	300	300	300	300	300	300	300	300	300	300.00
			W	250	-	-	-	250	250	250	250	250	250	250	250	250	250	250.00
	OTHER AGRICULTURAL LABOUR	OTHER AGRICULTURAL LABOUR	M	300	300	300	300	300	300	300	300	300	300	300	300	300	300.00	
			W	250	-	-	-	250	250	250	250	250	250	250	250	250	250.00	
District: Pilibhit																		
Center: PILIBHIT	SKILLED LABOUR	CARPENTER	M	500	500	500	500	500	500	500	500	500	500	500	500	500.00		
	FIELD LABOUR	PLOUGHMAN	M	300	-	-	-	-	200	200	200	200	250	300	300	300	256.25	
			W	200	-	-	-	-	-	-	-	-	-	300	300	300	243.75	
		SOWER	M	200	-	-	-	-	-	200	200	200	200	250	300	300	300	243.75
			W	200	-	-	-	-	-	-	-	-	-	-	300	300	300	275.00
		WEEDER	M	200	200	-	200	200	-	-	-	-	250	300	300	300	300	243.75
			W	200	200	-	200	200	-	-	-	-	250	300	300	300	300	243.75
	REAPER & HARVESTER	M	-	-	-	-	-	200	200	-	-	250	300	300	300	300	258.33	
		W	-	-	-	-	-	200	200	-	-	250	300	300	300	300	258.33	
	OTHER AGRICULTURAL LABOUR	OTHER AGRICULTURAL LABOUR	M	300	300	300	300	300	300	300	300	300	300	300	300	300	300.00	
W			300	300	-	300	300	300	300	300	300	300	300	300	300	300.00		
District: Pratapgarh																		
Center: PRATAPGARH	SKILLED LABOUR	CARPENTER	M	480	480	480	480	480	480	480	480	480	500	500	500	485.00		
	FIELD LABOUR	PLOUGHMAN	M	240	240	240	300	300	300	300	300	300	300	300	300	300	285.00	
			W	200	200	210	290	300	300	300	300	300	300	300	300	300	275.00	
		SOWER	M	230	230	230	300	300	300	300	300	300	300	300	300	300	300	282.50
			W	200	200	210	290	300	300	300	300	300	300	300	300	300	300	275.00
		WEEDER	M	200	200	200	300	300	300	300	300	300	300	300	300	300	300	275.00
			W	200	200	200	290	300	300	300	300	300	300	300	300	300	300	274.17
	REAPER & HARVESTER	M	200	200	200	300	300	300	300	300	300	300	300	300	300	300	275.00	
		W	200	200	200	290	300	300	300	300	300	300	300	300	300	300	274.17	
	OTHER AGRICULTURAL LABOUR	OTHER AGRICULTURAL LABOUR	M	250	250	250	300	300	300	300	300	300	300	300	300	300	287.50	
W			220	220	220	290	300	300	300	300	300	300	300	300	300	279.17		
HERDSMAN	HERDSMAN	M	220	220	220	260	300	300	300	300	-	-	-	-	-	260.00		
		W	225	225	245	290	300	300	300	300	-	-	-	-	-	269.29		
District: Rae bareli																		
Center: RAIBAREILLY	SKILLED LABOUR	CARPENTER	M	450	450	450	450	450	450	450	450	450	450	450	450	450.00		
	FIELD LABOUR	SOWER	W	158	158	158	158	-	-	-	-	-	-	-	-	158.00		
			M	228	228	228	228	228	228	250	250	250	-	250	250	238.00		
		WEEDER	W	158	158	158	158	158	158	200	200	200	-	200	250	250	181.64	
			M	230	230	230	-	225	250	-	-	-	-	250	250	-	237.86	
	REAPER & HARVESTER	W	-	-	-	-	154	154	-	-	-	-	200	200	-	177.00		
		M	228	228	228	228	228	228	250	250	250	250	250	250	250	239.00		
	OTHER AGRICULTURAL LABOUR	OTHER AGRICULTURAL LABOUR	W	158	158	158	158	158	158	200	200	200	200	200	200	200	179.00	
M			228	228	228	228	228	228	250	250	250	250	250	250	250	239.00		
District: Rampur																		
Center: RAMPUR	SKILLED LABOUR	CARPENTER	M	450	450	450	483	483	467	475	475	475	475	475	475	469.42		
	FIELD LABOUR	WEEDER	M	300	300	300	300	300	300	300	300	300	300	300	300	300	300.00	
			W	300	300	300	300	300	300	300	300	300	300	300	300	300	300.00	
		REAPER & HARVESTER	M	-	-	-	-	-	-	-	-	-	-	-	275	287	300	287.33
			W	-	-	-	-	-	-	-	-	-	-	-	275	312	300	295.67
	OTHER AGRICULTURAL LABOUR	OTHER AGRICULTURAL LABOUR	M	300	300	300	300	300	300	300	300	300	300	300	300	300	300.00	
W			300	300	300	300	300	300	300	300	300	300	300	300	300	300.00		

Average Daily Agricultural Wages and Non Agricultural Wages (in Rs.) - 2020-21																		
State/District/Center	Labour Category	Labour Type	Gen	Jul	Aug	Sep	Oct	Nov	Dec	Jan	Feb	Mar	Apr	May	Jun	Annual Average		
District: Saharanpur																		
Center: SAHARANPUR	SKILLED LABOUR	CARPENTER	M	450	450	450	450	450	450	450	450	450	450	450	450	450.00		
	FIELD LABOUR	PLOUGHMAN	M	-	250	250	250	250	250	250	250	250	250	250	250	250	250.00	
			W	220	220	220	220	250	250	250	250	250	250	250	250	250	240.00	
		WEEDER	M	250	250	250	250	250	250	250	250	250	250	250	250	250	250	250.00
			W	250	250	250	250	250	250	250	250	250	250	250	250	250	250	250.00
		REAPER & HARVESTER	M	250	-	-	-	250	-	-	250	250	250	250	250	250	250	250.00
			W	220	-	-	-	250	-	-	-	250	250	250	250	250	250	245.00
	OTHER AGRICULTURAL LABOUR	OTHER AGRICULTURAL LABOUR	M	250	250	250	250	250	250	250	250	250	250	250	250	250	250.00	
			W	220	220	220	220	250	220	250	220	250	250	250	250	250	235.00	
	District: Sambhal																	
Center: SAMBHAL	SKILLED LABOUR	CARPENTER	M	500	500	500	500	500	500	500	500	500	500	500	500	500.00		
	FIELD LABOUR	PLOUGHMAN	M	300	300	300	300	300	300	300	300	300	300	300	300	300	300.00	
			W	250	250	250	250	250	250	250	250	250	250	250	250	250	250.00	
		WEEDER	M	300	300	300	300	300	300	300	300	300	300	300	300	300	300.00	
			W	250	250	250	250	250	250	250	250	250	250	250	250	250	250.00	
		REAPER & HARVESTER	M	300	300	300	300	300	300	300	300	300	300	300	300	300	300.00	
			W	250	250	250	250	250	250	250	250	250	250	250	250	250	250.00	
	OTHER AGRICULTURAL LABOUR	OTHER AGRICULTURAL LABOUR	M	300	300	300	300	300	300	300	300	300	300	300	300	300	300.00	
			W	250	250	250	250	250	250	250	250	250	250	250	250	250	250.00	
	HERDSMAN	HERDSMAN	M	-	-	300	300	300	300	-	-	-	300	-	-	300.00		
District: Sant kabeer nagar																		
Center: SANT KABEER NAGAR	SKILLED LABOUR	CARPENTER	M	400	400	400	400	400	400	400	400	400	500	500	500	425.00		
	FIELD LABOUR	SOWER	M	-	-	-	-	-	-	-	-	-	-	250	250	250	250.00	
			W	-	-	-	-	-	-	-	-	-	-	250	250	250	250.00	
		WEEDER	M	-	-	-	-	-	-	-	-	-	-	-	250	250	250	250.00
			W	-	-	-	-	-	-	-	-	-	-	-	250	250	250	250.00
		REAPER & HARVESTER	M	-	-	-	-	-	-	-	-	-	-	-	250	250	250	250.00
			W	250	250	250	250	250	250	250	250	250	250	250	250	250	250	250.00
	OTHER AGRICULTURAL LABOUR	OTHER AGRICULTURAL LABOUR	M	250	250	250	250	250	250	250	250	250	250	250	250	250	250.00	
W			250	250	250	250	250	250	250	250	250	250	250	250	250	250.00		
District: Sant ravidas nagar																		
Center: SANTRAVIDASNAGAR	SKILLED LABOUR	CARPENTER	M	450	450	450	450	450	450	500	500	500	500	500	500	475.00		
	FIELD LABOUR	SOWER	M	250	-	-	-	250	250	-	-	-	-	-	250	250.00		
			W	225	-	-	-	225	225	-	-	-	-	-	250	231.25		
		WEEDER	M	-	250	250	-	-	250	250	250	-	-	-	-	250	250.00	
			W	-	225	225	-	-	225	250	250	-	-	-	-	250	237.50	
		REAPER & HARVESTER	M	-	-	-	250	250	250	-	-	-	-	250	250	-	250.00	
			W	-	-	-	225	225	225	-	-	-	-	250	250	-	235.00	
	OTHER AGRICULTURAL LABOUR	OTHER AGRICULTURAL LABOUR	M	250	250	250	250	250	250	250	250	250	250	250	250	250	250.00	
W			225	225	220	225	225	225	250	250	250	250	250	250	250	237.08		
District: Shahjahanpur																		

Average Daily Agricultural Wages and Non Agricultural Wages (in Rs.) - 2020-21																		
State/District/Center	Labour Category	Labour Type	Gen	Jul	Aug	Sep	Oct	Nov	Dec	Jan	Feb	Mar	Apr	May	Jun	Annual Average		
Center: SHAHJAHANPUR	SKILLED LABOUR	CARPENTER	M	-	400	400	400	400	400	400	400	500	500	500	500	436.36		
	FIELD LABOUR	WEEDER	W	250	250	250	250	250	250	250	250	250	250	250	-	-	250.00	
		REAPER & HARVESTER	M	250	250	250	250	250	250	250	250	250	250	250	250	250	250.00	
			W	250	250	250	250	250	250	250	250	250	250	250	250	250	250.00	
	OTHER AGRICULTURAL LABOUR	OTHER AGRICULTURAL LABOUR	M	250	250	250	250	250	250	250	250	250	250	250	250	250	250.00	
			W	250	250	250	250	250	250	250	250	250	250	250	250	250	250.00	
District: Shamli																		
Center: SHAMLI	SKILLED LABOUR	CARPENTER	M	500	550	600	600	600	600	600	600	550	600	600	600	583.33		
	FIELD LABOUR	PLOUGHMAN	M	350	350	350	350	350	350	350	350	350	350	350	350	350	350.00	
		SOWER	M	350	350	350	350	350	350	350	350	350	350	350	350	350	350.00	
			W	250	250	250	250	250	250	250	250	250	250	300	300	300	262.50	
		WEEDER	M	300	300	300	350	350	350	350	350	350	350	350	350	350	350	337.50
			W	250	250	250	250	250	250	250	250	250	250	300	300	300	262.50	
		REAPER & HARVESTER	M	300	300	300	300	300	350	300	300	300	325	350	350	350	350	318.75
	W		250	250	250	250	250	250	250	250	250	250	300	300	300	300	262.50	
	OTHER AGRICULTURAL LABOUR	OTHER AGRICULTURAL LABOUR	M	300	400	400	400	400	400	450	450	450	350	350	350	350	391.67	
			W	250	250	250	250	250	250	250	250	250	300	300	300	300	262.50	
District: Shravasti																		
Center: SHRAWASTI	SKILLED LABOUR	CARPENTER	M	400	400	400	400	400	400	400	400	400	400	400	400	400.00		
	FIELD LABOUR	PLOUGHMAN	M	-	300	-	-	-	-	-	-	-	-	-	250	250	266.67	
		SOWER	M	-	200	-	-	250	-	-	-	-	-	-	250	-	233.33	
		WEEDER	M	-	-	-	-	-	-	-	-	-	-	-	250	250	250.00	
			W	-	-	-	-	-	-	-	-	-	-	-	250	250	250.00	
		REAPER & HARVESTER	M	-	-	-	-	250	-	-	-	-	-	300	300	-	283.33	
	W		-	-	250	-	200	-	-	-	-	-	250	250	-	237.50		
	OTHER AGRICULTURAL LABOUR	OTHER AGRICULTURAL LABOUR	M	250	250	250	250	250	250	250	250	250	250	300	300	258.33		
W			250	250	-	250	250	250	250	250	250	250	250	250	250	250.00		
District: Siddharth nagar																		
Center: SIDDHARTH NAGAR	SKILLED LABOUR	CARPENTER	M	400	400	400	400	400	400	400	450	450	450	550	500	433.33		
	FIELD LABOUR	WEEDER	W	-	-	-	-	300	-	-	-	300	-	-	-	300.00		
		REAPER & HARVESTER	M	-	-	-	-	-	-	-	-	-	-	400	350	-	375.00	
			W	-	-	-	-	-	-	-	-	-	-	400	350	-	375.00	
		OTHER AGRICULTURAL LABOUR	OTHER AGRICULTURAL LABOUR	M	300	300	300	300	300	300	300	300	300	300	300	300	300.00	
	W			300	300	300	300	300	300	300	300	300	300	300	300	300.00		
District: Sitapur																		
Center: SITAPUR	SKILLED LABOUR	CARPENTER	M	400	400	400	450	450	450	450	500	500	500	500	500	458.33		
	FIELD LABOUR	PLOUGHMAN	M	300	300	300	300	300	300	300	300	300	300	300	300	300	300.00	
		SOWER	M	200	200	200	200	200	200	200	200	200	200	250	250	250	212.50	
			W	200	200	200	200	200	200	200	200	200	200	200	200	200	200.00	
		WEEDER	M	200	-	200	200	200	200	200	200	200	200	250	250	250	213.64	
			W	200	200	200	200	200	200	200	200	200	200	200	200	200	200.00	
		REAPER & HARVESTER	M	-	200	-	200	200	200	200	200	200	200	250	250	250	215.00	
	W		-	-	-	200	200	200	200	200	200	200	200	200	200	200.00		
	OTHER AGRICULTURAL LABOUR	OTHER AGRICULTURAL LABOUR	M	200	200	200	200	200	200	200	200	200	250	250	250	212.50		
			W	200	200	200	200	200	200	200	200	200	200	200	200	200.00		
District: Sonbhadra																		

Average Daily Agricultural Wages and Non Agricultural Wages (in Rs.) - 2020-21																		
State/District/Center	Labour Category	Labour Type	Gen	Jul	Aug	Sep	Oct	Nov	Dec	Jan	Feb	Mar	Apr	May	Jun	Annual Average		
Center: SONBHADRA	SKILLED LABOUR	CARPENTER	M	450	500	500	500	500	500	500	500	500	500	500	500	495.83		
	FIELD LABOUR	PLOUGHMAN	M	200	200	200	200	200	200	200	200	200	200	200	200	200	200.00	
			W	180	150	150	150	150	-	150	150	200	200	200	200	200	170.91	
		SOWER	M	200	200	200	200	200	200	200	200	200	200	200	200	200	200	200.00
			W	180	150	150	150	150	-	150	150	200	200	200	200	200	200	170.91
		WEEDER	M	200	200	200	200	200	200	200	200	200	200	200	200	200	200	200.00
			W	180	150	150	150	150	-	150	150	200	200	200	200	200	200	170.91
	REAPER & HARVESTER	M	-	-	-	-	300	300	300	300	300	300	300	300	300	300	300.00	
		W	-	-	-	-	200	200	250	200	200	200	200	200	200	200	206.25	
	OTHER AGRICULTURAL LABOUR	OTHER AGRICULTURAL LABOUR	M	200	200	200	200	200	200	200	200	200	200	200	200	200	200.00	
			W	180	150	150	150	150	-	150	150	200	200	200	200	200	170.91	
HERDSMAN	HERDSMAN	M	200	200	200	-	-	-	-	-	-	-	-	-	-	200.00		
		W	180	200	200	-	-	-	-	-	-	-	-	-	-	193.33		
District: Sultanpur																		
Center: SULTANPUR	SKILLED LABOUR	CARPENTER	M	500	500	500	500	500	500	500	500	500	500	500	500	500.00		
	FIELD LABOUR	PLOUGHMAN	M	200	200	200	200	200	200	200	200	200	200	250	250	250	212.50	
			W	200	200	200	200	200	200	200	200	200	200	250	250	250	212.50	
		SOWER	M	200	200	200	200	200	200	200	200	200	200	200	250	250	250	212.50
			W	200	200	200	200	200	200	200	200	200	200	200	250	250	250	212.50
		WEEDER	M	200	200	200	200	200	200	200	200	200	200	200	250	250	250	212.50
			W	200	200	200	200	200	200	200	200	200	200	200	250	250	250	212.50
	REAPER & HARVESTER	M	200	200	200	200	200	200	200	200	200	200	200	250	250	250	212.50	
		W	200	200	200	200	200	200	200	200	200	200	200	250	250	250	212.50	
	OTHER AGRICULTURAL LABOUR	OTHER AGRICULTURAL LABOUR	M	200	200	200	200	200	200	200	200	200	200	200	250	250	250	212.50
			W	200	200	200	200	200	200	200	200	200	200	200	250	250	250	212.50
District: Unnao																		
Center: UNNAO	SKILLED LABOUR	CARPENTER	M	500	500	500	500	500	500	500	500	500	500	500	500	500.00		
	FIELD LABOUR	PLOUGHMAN	M	300	300	300	300	300	300	300	300	300	300	300	300	300	300.00	
			W	250	250	250	250	250	250	250	250	250	250	-	-	-	250.00	
		SOWER	M	250	250	250	250	250	250	250	250	250	250	250	-	-	-	250.00
			W	250	250	250	250	250	250	250	250	250	250	250	-	-	-	250.00
		WEEDER	M	250	250	250	250	250	250	250	250	250	250	250	250	250	250	250.00
			W	250	250	250	250	250	250	250	250	250	250	250	250	250	250	250.00
	REAPER & HARVESTER	M	250	250	250	250	250	250	250	250	250	250	-	250	250	250	250.00	
		W	250	250	250	250	250	250	250	250	250	250	-	250	250	250	250.00	
	OTHER AGRICULTURAL LABOUR	OTHER AGRICULTURAL LABOUR	M	250	250	250	250	250	250	250	250	250	250	250	250	250	250.00	
			W	250	250	250	250	250	250	250	250	250	250	250	250	250	250.00	
HERDSMAN	HERDSMAN	M	200	200	200	200	200	200	200	-	-	-	-	-	-	200.00		
		W	200	200	200	200	200	200	200	-	-	-	-	-	-	200.00		
District: Varanasi																		
Center: VARANASI	SKILLED LABOUR	CARPENTER	M	500	500	500	500	500	500	500	500	500	500	500	500	500.00		
	FIELD LABOUR	SOWER	M	300	-	-	-	300	300	-	-	-	300	300	300	300.00		
			W	300	-	-	-	300	300	-	-	-	300	300	300	300.00		
		WEEDER	M	300	300	300	300	300	300	300	300	300	300	300	300	300	300.00	
			W	300	300	300	300	300	300	300	300	300	300	300	300	300	300.00	
		REAPER & HARVESTER	M	-	-	-	-	300	-	-	-	-	300	350	300	300	312.50	
			W	-	-	-	-	300	-	-	-	-	300	337	300	300	309.25	
	OTHER AGRICULTURAL LABOUR	OTHER AGRICULTURAL LABOUR	M	300	300	300	300	300	300	300	300	300	300	300	300	300	300.00	
			W	300	300	300	300	300	300	300	300	300	300	300	300	300	300.00	
	Table 6.21																	
	State: Uttarakhand																	

Average Daily Agricultural Wages and Non Agricultural Wages (in Rs.) - 2020-21																	
State/District/Center	Labour Category	Labour Type	Gen	Jul	Aug	Sep	Oct	Nov	Dec	Jan	Feb	Mar	Apr	May	Jun	Annual Average	
District: Almora																	
Center: ALMORA	SKILLED LABOUR	CARPENTER	M	600	600	600	600	600	600	600	600	600	600	600	600	600.00	
	FIELD LABOUR	PLOUGHMAN	M	375	375	375	375	375	375	375	375	375	375	375	375	375	375.00
		SOWER	M	300	300	300	300	300	300	300	300	300	300	300	300	300	300.00
			W	200	200	200	200	200	200	200	200	200	200	200	200	200	200.00
		WEEDER	M	317	317	317	317	317	317	317	317	317	317	317	317	317	317.00
			W	200	200	200	200	200	200	200	200	200	200	200	200	200	200.00
	REAPER & HARVESTER	M	320	320	320	320	320	320	320	320	320	320	320	320	320	320.00	
	OTHER AGRICULTURAL LABOUR	OTHER AGRICULTURAL LABOUR	M	323	323	323	323	323	323	323	323	323	323	323	323	323	323.00
W			268	268	268	268	268	268	268	268	268	268	268	268	268	268.00	
District: Bageshwar																	
Center: BAGESHWAR	SKILLED LABOUR	CARPENTER	M	683	683	683	700	700	700	700	700	700	700	700	700	695.75	
	FIELD LABOUR	PLOUGHMAN	M	600	-	-	-	700	-	-	-	-	-	-	-	-	650.00
		SOWER	M	450	-	-	-	450	-	-	-	-	-	-	-	-	450.00
			W	333	-	-	-	350	-	-	-	-	-	-	-	-	341.50
		REAPER & HARVESTER	M	-	-	-	450	-	-	-	-	-	-	450	450	450	450.00
			W	-	-	-	350	-	-	-	-	-	-	350	350	350	350.00
	OTHER AGRICULTURAL LABOUR	OTHER AGRICULTURAL LABOUR	M	450	450	450	450	450	450	450	450	450	450	450	450	450	450.00
			W	333	350	350	350	350	350	350	350	350	350	350	350	350	348.58
District: Chamoli																	
Center: CHAMOLI	SKILLED LABOUR	CARPENTER	M	500	500	500	500	500	500	500	500	500	500	500	500	500.00	
	FIELD LABOUR	PLOUGHMAN	M	-	-	-	500	400	400	-	500	500	500	500	500	475.00	
		REAPER & HARVESTER	M	-	-	-	-	-	-	-	-	-	300	300	-	300.00	
	OTHER AGRICULTURAL LABOUR	OTHER AGRICULTURAL LABOUR	M	-	-	-	-	-	-	-	-	-	300	300	-	300.00	
District: Champawat																	
Center: CHAMPAWAT	SKILLED LABOUR	CARPENTER	M	650	650	650	650	650	675	675	675	680	675	675	675	665.00	
	FIELD LABOUR	PLOUGHMAN	M	675	675	675	675	675	675	675	675	675	680	675	675	675	675.42
		SOWER	M	-	-	-	-	450	425	425	425	420	425	425	425	425	427.50
			W	-	-	-	-	375	363	363	363	360	363	363	363	363	364.13
		WEEDER	M	450	450	400	-	-	-	-	-	-	-	-	-	-	433.33
			W	350	350	350	-	-	-	-	-	-	-	-	-	-	350.00
		REAPER & HARVESTER	M	-	-	400	-	-	-	-	-	-	-	-	-	-	400.00
	W		-	-	350	-	-	-	-	-	-	-	-	-	-	350.00	
	OTHER AGRICULTURAL LABOUR	OTHER AGRICULTURAL LABOUR	M	400	400	400	400	400	400	425	425	425	420	425	425	425	414.17
W			350	350	350	350	350	350	363	363	363	380	389	388	389	365.42	
District: Dehradun																	
Center: DEHRADUN	SKILLED LABOUR	CARPENTER	M	700	700	700	700	700	700	700	700	700	700	700	700	700.00	
	FIELD LABOUR	PLOUGHMAN	M	500	-	-	-	-	417	-	-	133	133	133	133	241.50	
		SOWER	M	450	-	-	-	-	333	-	-	133	-	133	133	236.40	
			W	-	-	-	400	400	400	267	267	267	267	267	267	267	311.33
		REAPER & HARVESTER	M	-	-	-	400	400	400	267	267	267	267	267	267	267	320.56
	W		-	-	-	400	400	400	267	267	350	267	267	267	267	320.56	
	OTHER AGRICULTURAL LABOUR	OTHER AGRICULTURAL LABOUR	M	400	400	400	400	400	400	400	400	400	400	400	400	400	400.00
W			400	400	400	400	400	400	400	400	350	400	400	400	400	395.83	
District: Haridwar																	

Average Daily Agricultural Wages and Non Agricultural Wages (in Rs.) - 2020-21																		
State/District/Center	Labour Category	Labour Type	Gen	Jul	Aug	Sep	Oct	Nov	Dec	Jan	Feb	Mar	Apr	May	Jun	Annual Average		
Center: HARIDWAR	SKILLED LABOUR	CARPENTER	M	500	500	500	500	500	500	500	500	500	500	500	500	500.00		
	FIELD LABOUR	PLOUGHMAN	M	400	400	400	400	400	400	400	400	400	400	400	400	400	400.00	
			W	-	-	-	-	400	400	-	-	-	400	400	400	400	400.00	
		SOWER	M	-	-	-	-	-	-	-	-	-	-	-	-	-	-	400.00
			W	-	-	-	-	350	350	-	-	-	-	-	-	350	350	350.00
		WEEDER	M	-	400	400	-	-	-	-	-	-	-	-	-	-	-	400.00
			W	-	350	350	-	-	-	-	-	-	-	-	-	-	-	350.00
	REAPER & HARVESTER	M	400	-	-	400	-	400	400	400	400	400	400	400	400	400	400.00	
		W	350	-	-	350	-	350	350	350	350	350	350	350	350	350	350.00	
	OTHER AGRICULTURAL LABOUR	OTHER AGRICULTURAL LABOUR	M	400	400	400	400	400	400	400	400	400	400	400	400	400	400.00	
W			350	350	350	350	350	350	350	350	350	350	350	350	350	350.00		
District: Nainital																		
Center: NAINITAL	SKILLED LABOUR	CARPENTER	M	500	500	500	500	500	500	500	500	500	500	500	500	500.00		
	OTHER AGRICULTURAL LABOUR	OTHER AGRICULTURAL LABOUR	M	321	321	321	321	321	321	321	321	321	321	321	321	321	321.00	
			W	321	321	321	321	321	321	321	321	321	321	321	321	321	321.00	
District: Pauri garhwal																		
Center: PAURI GARHWAL	SKILLED LABOUR	CARPENTER	M	550	550	550	550	550	550	550	550	550	550	550	550	550.00		
	FIELD LABOUR	PLOUGHMAN	M	500	500	-	500	500	500	500	500	500	500	500	500	500	500.00	
			W	-	-	-	-	300	300	-	-	-	-	-	-	-	300.00	
		SOWER	M	-	-	-	-	-	-	300	300	-	-	-	-	-	-	250.00
			W	-	-	-	-	-	-	250	250	-	-	-	-	-	-	250.00
		WEEDER	M	250	250	-	-	-	-	300	300	300	300	-	-	-	-	283.33
			W	200	200	-	-	-	-	250	250	250	250	-	-	-	-	233.33
	REAPER & HARVESTER	M	-	-	300	300	300	300	-	-	-	-	-	300	300	300	300.00	
		W	-	-	250	250	250	250	-	-	-	-	-	300	300	300	275.00	
	OTHER AGRICULTURAL LABOUR	OTHER AGRICULTURAL LABOUR	M	300	300	300	300	300	300	300	300	300	300	300	300	300	300.00	
W			250	250	250	250	250	250	250	250	250	250	250	250	250	250.00		
District: Pithoragarh																		
Center: PITHORAGARH	SKILLED LABOUR	CARPENTER	M	800	800	700	700	700	700	700	800	800	800	800	800	758.33		
	FIELD LABOUR	PLOUGHMAN	M	500	-	-	-	500	-	675	-	-	-	-	-	-	558.33	
			W	-	-	-	-	500	-	425	-	-	-	-	-	-	462.50	
		SOWER	M	-	-	-	-	500	-	-	425	-	-	-	-	-	-	462.50
			W	-	-	-	-	500	-	-	-	-	-	-	-	-	-	500.00
		REAPER & HARVESTER	M	-	500	-	500	-	-	-	500	500	500	500	500	500	500	500.00
			W	-	500	-	500	-	-	-	500	500	500	500	500	500	500	500.00
	OTHER AGRICULTURAL LABOUR	OTHER AGRICULTURAL LABOUR	M	500	500	500	500	500	500	500	500	500	500	500	500	500	500.00	
W			500	500	500	500	500	500	500	500	500	500	500	500	500	500.00		
District: Rudra prayag																		
Center: RUDRAPRAYAG	SKILLED LABOUR	CARPENTER	M	650	650	650	650	650	650	650	650	650	700	700	700	662.50		
	FIELD LABOUR	PLOUGHMAN	M	800	800	-	900	900	-	-	-	1000	1000	1000	1000	925.00		
			W	-	-	-	-	500	500	500	-	-	-	-	-	-	500.00	
		SOWER	M	-	-	-	-	500	500	500	-	-	-	-	-	-	-	500.00
			W	-	-	-	-	400	400	400	-	-	-	-	-	-	-	400.00
		REAPER & HARVESTER	W	400	400	-	-	-	-	-	-	-	-	-	-	-	-	400.00
	OTHER AGRICULTURAL LABOUR	OTHER AGRICULTURAL LABOUR	M	400	400	-	-	-	-	-	-	-	-	-	-	-	400.00	
W			400	400	-	-	-	-	-	-	-	-	-	-	-	-	400.00	
District: Tehri garhwal																		

Average Daily Agricultural Wages and Non Agricultural Wages (in Rs.) - 2020-21																	
State/District/Center	Labour Category	Labour Type	Gen	Jul	Aug	Sep	Oct	Nov	Dec	Jan	Feb	Mar	Apr	May	Jun	Annual Average	
Center: TEHRI GARHWAL	SKILLED LABOUR	CARPENTER	M	600	600	700	700	700	700	700	700	700	700	700	700	683.33	
	FIELD LABOUR	PLOUGHMAN	M	-	-	-	850	850	-	-	850	850	-	-	-	850.00	
		SOWER	M	-	-	-	500	500	500	-	500	500	-	-	-	500.00	
			W	-	-	-	500	500	500	-	500	500	-	-	-	500.00	
		WEEDER	M	500	500	-	-	-	-	-	-	-	-	500	500	500	500.00
			W	500	500	-	-	-	-	-	-	-	-	-	-	-	500.00
	REAPER & HARVESTER	M	-	500	500	-	-	-	-	-	-	-	-	-	-	500.00	
	OTHER AGRICULTURAL LABOUR	OTHER AGRICULTURAL LABOUR	M	-	-	-	-	-	-	500	500	500	500	-	-	-	500.00
W		-	-	-	-	-	-	-	500	500	500	500	-	-	-	500.00	
District: Udam singh nagar																	
Center: UDHAM SINGH NAGAR	SKILLED LABOUR	CARPENTER	M	558	558	600	557	600	600	600	600	600	600	600	600	589.42	
	FIELD LABOUR	PLOUGHMAN	M	300	300	300	300	300	-	-	300	300	300	300	300	300.00	
		SOWER	M	300	300	300	300	300	-	-	-	300	300	300	300	300.00	
			W	300	300	300	-	300	-	-	-	300	300	300	300	300.00	
		WEEDER	M	300	300	300	300	300	300	300	300	300	300	300	300	300	300.00
			W	300	300	300	-	300	300	300	300	300	300	300	300	300	300.00
	REAPER & HARVESTER	M	300	300	-	300	300	300	300	300	300	300	300	300	300	300.00	
	W	300	300	-	300	300	300	300	300	300	300	300	300	300	300	300.00	
	OTHER AGRICULTURAL LABOUR	OTHER AGRICULTURAL LABOUR	M	300	300	300	300	300	300	300	300	300	300	300	300	300.00	
		W	300	300	300	300	300	300	300	300	300	300	300	300	300	300.00	
	HERDSMAN	HERDSMAN	M	-	-	300	300	300	300	300	300	-	-	-	300	300	300.00
		W	-	-	300	300	300	300	300	300	-	-	-	300	300	300.00	
District: Uttar kashi																	
Center: UTTARKASHI	SKILLED LABOUR	CARPENTER	M	600	600	600	600	600	600	600	600	600	600	600	600	600.00	
	FIELD LABOUR	PLOUGHMAN	M	500	500	500	500	500	500	500	500	500	500	500	500	500.00	
		SOWER	M	-	-	-	-	400	400	400	400	-	400	400	400	400.00	
			W	-	-	-	-	367	367	367	350	-	350	350	350	357.29	
		WEEDER	M	400	400	-	-	-	-	-	400	-	-	-	400	400.00	
			W	350	350	-	-	-	-	-	350	-	-	-	-	350.00	
	REAPER & HARVESTER	M	-	-	-	400	-	-	-	-	400	400	400	400	400.00		
	W	-	-	-	350	-	-	-	-	350	350	350	350	350	350.00		
	OTHER AGRICULTURAL LABOUR	OTHER AGRICULTURAL LABOUR	M	400	400	400	400	400	400	400	400	400	400	400	400	400.00	
		W	350	350	350	350	350	350	350	350	350	350	350	350	350	350.00	
Table 7.22																	
State: West Bengal																	
District: 24 paraganas north																	
Center: 24-PARGANAS(N)	FIELD LABOUR	PLOUGHMAN	M	369	371	425	-	350	350	300	325	300	300	500	425	365.00	
		SOWER	M	298	296	288	-	300	280	300	300	-	-	300	300	295.78	
			W	254	252	263	-	250	270	250	250	-	-	280	265	259.33	
		WEEDER	M	256	258	288	-	250	265	-	250	250	250	269	265	260.10	
			W	253	235	250	-	225	255	-	206	200	200	238	250	231.20	
		REAPER & HARVESTER	M	333	358	290	300	350	293	-	288	250	300	300	333	308.64	
	W		353	323	250	250	315	263	-	245	200	250	265	303	274.27		
	OTHER AGRICULTURAL LABOUR	OTHER AGRICULTURAL LABOUR	M	256	261	250	-	250	285	-	250	-	-	275	264	261.38	
W		231	229	250	-	225	275	-	225	-	-	-	275	251	245.13		
District: 24 paraganas south																	

Average Daily Agricultural Wages and Non Agricultural Wages (in Rs.) - 2020-21																	
State/District/Center	Labour Category	Labour Type	Gen	Jul	Aug	Sep	Oct	Nov	Dec	Jan	Feb	Mar	Apr	May	Jun	Annual Average	
Center: 24-PARGANAS(S)	FIELD LABOUR	PLOUGHMAN	M	500	500	430	430	500	440	458	464	488	425	480	480	466.25	
		SOWER	M	355	360	360	350	360	350	350	445	390	395	380	390	373.75	
			W	300	300	270	270	300	270	275	368	340	362	310	325	307.50	
		WEEDER	M	-	-	310	310	-	310	305	450	400	417	360	358	357.78	
			W	-	-	270	270	-	270	265	420	390	368	360	350	329.22	
		REAPER & HARVESTER	M	355	360	360	360	360	373	365	435	383	437	370	373	377.58	
			W	300	300	280	280	300	290	288	400	330	403	310	315	316.33	
		OTHER AGRICULTURAL LABOUR	OTHER AGRICULTURAL LABOUR	M	350	350	330	330	350	330	328	392	363	407	350	350	352.50
	W			300	300	280	280	300	280	280	367	320	372	300	308	307.25	
	HERDSMAN	HERDSMAN	M	350	350	-	-	350	-	350	408	375	467	350	375	368.75	
			W	-	-	-	-	-	-	-	400	420	443	-	450	428.25	
	District: Alipurduar																
Center: ALIPURDUAR	FIELD LABOUR	PLOUGHMAN	M	350	350	350	350	358	360	355	360	383	355	355	378	358.67	
		SOWER	M	350	350	350	300	345	360	330	360	383	355	355	378	351.33	
			W	350	350	300	250	288	300	275	300	325	300	300	325	305.25	
		WEEDER	M	350	350	350	300	345	360	330	360	383	355	355	378	351.33	
			W	300	300	300	250	288	300	275	300	325	300	300	325	296.92	
		REAPER & HARVESTER	M	400	400	400	550	508	460	555	460	470	455	430	490	464.83	
			W	350	350	-	-	-	350	-	-	450	400	-	-	380.00	
		OTHER AGRICULTURAL LABOUR	OTHER AGRICULTURAL LABOUR	M	350	350	400	500	335	315	390	280	310	315	350	413	359.00
	W			300	300	350	-	250	275	250	250	275	275	315	338	288.91	
	HERDSMAN	HERDSMAN	M	350	400	400	300	375	405	350	400	400	400	400	400	378.33	
			W	250	300	350	300	300	350	300	-	350	350	350	350	317.65	
	District: Bankura																
Center: BANKURA	FIELD LABOUR	PLOUGHMAN	M	350	350	350	360	370	370	370	-	370	375	375	375	365.00	
		SOWER	M	280	280	280	280	285	290	290	-	290	290	295	300	287.27	
			W	280	280	280	280	285	290	290	-	280	280	280	280	282.27	
		WEEDER	M	260	260	260	260	260	260	260	-	250	250	255	255	257.27	
			W	260	260	260	260	260	260	260	-	250	250	250	250	256.36	
		REAPER & HARVESTER	M	280	280	280	280	290	290	290	-	300	320	310	300	292.73	
			W	280	280	280	280	290	290	290	-	300	310	310	300	291.82	
		OTHER AGRICULTURAL LABOUR	OTHER AGRICULTURAL LABOUR	M	300	300	300	300	300	300	300	-	310	310	310	310	303.64
	HERDSMAN	HERDSMAN	M	200	200	200	200	200	200	200	200	-	200	200	200	200	200.00
			W	200	200	200	200	200	200	200	200	-	200	200	200	200	200.00
	District: Birbhum																
	Center: BIRBHUM	FIELD LABOUR	PLOUGHMAN	M	-	-	300	-	275	275	275	275	275	-	-	-	279.17
SOWER			M	-	-	290	-	225	250	250	250	250	-	-	-	252.50	
			W	-	-	280	-	225	250	200	250	250	-	-	-	242.50	
WEEDER			M	-	-	280	-	200	250	250	250	250	-	-	-	246.67	
			W	-	-	270	-	200	250	200	213	225	-	-	-	226.33	
REAPER & HARVESTER			M	-	-	290	-	250	250	250	250	250	-	-	-	256.67	
			W	-	-	280	-	250	250	200	225	250	-	-	-	242.50	
OTHER AGRICULTURAL LABOUR			OTHER AGRICULTURAL LABOUR	M	-	-	230	-	250	250	250	250	250	-	-	-	246.67
		W		-	-	225	-	250	200	200	200	200	-	-	-	212.50	
HERDSMAN		HERDSMAN	M	-	-	260	-	200	200	200	200	200	-	-	-	213.33	
			W	-	-	230	-	200	200	200	200	200	-	-	-	206.67	
District: Coochbehar																	

Average Daily Agricultural Wages and Non Agricultural Wages (in Rs.) - 2020-21																	
State/District/Center	Labour Category	Labour Type	Gen	Jul	Aug	Sep	Oct	Nov	Dec	Jan	Feb	Mar	Apr	May	Jun	Annual Average	
Center: COOCHBEHAR	FIELD LABOUR	PLOUGHMAN	M	350	350	-	-	-	-	400	400	375	350	400	400	378.13	
		SOWER	M	300	300	-	-	-	-	350	300	350	350	375	400	340.63	
			W	250	250	-	-	-	-	250	250	250	250	250	350	262.50	
		WEEDER	M	300	300	-	-	-	-	350	300	350	350	350	400	337.50	
			W	250	250	-	-	-	-	250	200	250	250	225	350	253.13	
		REAPER & HARVESTER	M	300	300	-	-	-	-	400	350	350	350	325	325	337.50	
	W		250	250	-	-	-	-	300	250	250	250	225	300	259.38		
HERDSMAN	HERDSMAN	M	-	-	-	-	-	-	-	400	400	-	-	-	400.00		
District: Darjeeling																	
Center: DARZEELING	FIELD LABOUR	PLOUGHMAN	M	297	297	297	297	-	-	400	400	400	400	400	400	358.80	
		SOWER	M	297	297	297	297	-	-	350	350	350	350	350	350	350	328.80
			W	297	297	297	297	-	-	300	300	300	300	300	300	300	298.80
		WEEDER	M	268	268	268	268	-	-	350	350	350	350	350	350	350	317.20
			W	268	268	268	268	-	-	250	250	250	250	250	250	250	257.20
		REAPER & HARVESTER	M	268	268	268	268	-	-	-	-	-	-	-	-	-	268.00
	W		268	268	268	268	-	-	-	-	-	-	-	-	-	268.00	
	OTHER AGRICULTURAL LABOUR	OTHER AGRICULTURAL LABOUR	M	245	245	245	245	-	-	-	-	-	-	-	-	245.00	
		W	245	245	245	245	-	-	-	-	-	-	-	-	-	245.00	
	HERDSMAN	HERDSMAN	M	245	245	245	245	-	-	-	-	-	-	-	-	245.00	
W			245	245	245	245	-	-	-	-	-	-	-	-	245.00		
District: Dinajpur dakshin																	
Center: DAKSHIN DINAJPUR	FIELD LABOUR	PLOUGHMAN	M	350	350	350	350	350	350	350	350	350	350	350	350	350.00	
		SOWER	M	300	300	300	300	300	300	300	300	300	300	300	300	300	300.00
			W	250	250	250	250	250	250	250	250	250	270	270	270	270	256.67
		WEEDER	M	300	300	300	300	300	300	300	300	300	300	300	300	300	300.00
			W	250	250	250	250	250	250	250	250	250	270	270	270	270	256.67
		REAPER & HARVESTER	M	350	350	350	350	350	350	350	350	350	350	350	350	350	350.00
	W		220	320	320	220	220	220	220	220	320	320	320	320	320	278.33	
	OTHER AGRICULTURAL LABOUR	OTHER AGRICULTURAL LABOUR	M	350	350	350	350	350	350	350	350	300	350	350	350	350	345.83
		W	220	320	320	220	220	220	220	220	320	320	310	320	320	277.50	
	District: Dinajpur uttar																
Center: UTTAR DINAJPUR	FIELD LABOUR	PLOUGHMAN	M	450	450	450	350	450	450	450	450	425	450	450	450	439.58	
		SOWER	M	350	350	350	300	350	350	350	350	350	338	350	350	350	344.83
			W	250	300	300	250	300	300	300	300	300	293	300	300	300	291.08
		WEEDER	M	350	350	350	300	350	350	350	350	350	338	350	350	350	344.83
			W	250	300	300	250	300	300	300	300	300	293	300	300	300	291.08
		REAPER & HARVESTER	M	400	400	400	350	400	400	400	400	400	388	400	400	400	394.83
	W		300	350	350	220	350	350	350	350	350	343	350	350	350	334.42	
	OTHER AGRICULTURAL LABOUR	OTHER AGRICULTURAL LABOUR	M	300	300	300	350	300	300	300	300	313	300	300	300	305.25	
		W	250	250	250	220	250	250	250	250	250	268	250	250	250	249.00	
	HERDSMAN	HERDSMAN	M	250	250	250	-	250	250	250	250	250	250	250	250	250	253.13
W			250	250	250	-	250	250	250	250	250	250	250	250	250	250.00	
District: Hooghly																	

Average Daily Agricultural Wages and Non Agricultural Wages (in Rs.) - 2020-21																	
State/District/Center	Labour Category	Labour Type	Gen	Jul	Aug	Sep	Oct	Nov	Dec	Jan	Feb	Mar	Apr	May	Jun	Annual Average	
Center: HOOGHLY	FIELD LABOUR	PLOUGHMAN	M	388	420	-	-	335	-	355	355	355	355	355	355	363.67	
		SOWER	M	268	335	-	-	268	-	200	200	200	200	200	215	215	233.44
			W	255	310	-	-	255	-	200	200	200	200	200	215	215	227.78
		WEEDER	M	255	310	-	-	255	-	200	200	200	200	200	215	215	227.78
			W	248	295	-	-	248	-	200	200	200	200	200	215	215	224.56
		REAPER & HARVESTER	M	273	345	-	-	298	-	200	200	200	200	200	215	215	238.44
	W		268	335	-	-	293	-	200	200	200	200	200	215	215	236.22	
	OTHER AGRICULTURAL LABOUR	OTHER AGRICULTURAL LABOUR	M	290	290	-	-	245	-	-	-	-	-	-	-	-	275.00
			W	265	265	-	-	265	-	-	-	-	-	-	-	-	265.00
	HERDSMAN	HERDSMAN	M	270	270	-	-	270	-	-	-	-	-	-	-	-	270.00
			W	260	260	-	-	260	-	-	-	-	-	-	-	-	260.00
	District: Howrah																
Center: HOWRAH	FIELD LABOUR	PLOUGHMAN	M	380	400	375	-	375	-	-	350	-	358	370	375	372.88	
		SOWER	M	300	325	313	-	325	-	-	290	-	300	293	290	290	304.50
			W	275	300	275	-	300	-	-	255	-	255	265	265	265	273.75
		WEEDER	M	275	300	288	-	300	-	-	265	-	238	258	265	265	273.63
			W	255	275	275	-	275	-	-	250	-	225	240	245	245	255.00
		REAPER & HARVESTER	M	275	300	288	-	300	-	-	270	-	268	268	265	265	279.25
	W		255	275	265	-	275	-	-	260	-	263	258	255	255	263.25	
	OTHER AGRICULTURAL LABOUR	OTHER AGRICULTURAL LABOUR	M	250	275	263	-	275	-	-	285	-	303	285	285	285	277.63
			W	250	250	245	-	250	-	-	250	-	260	250	250	250	250.63
	HERDSMAN	HERDSMAN	M	200	225	213	-	-	-	-	240	-	235	238	235	235	222.40
			W	-	-	-	-	-	-	-	230	-	225	228	225	225	227.00
	District: Jalpaiguri																
Center: JALPAIGURI	FIELD LABOUR	PLOUGHMAN	M	380	390	380	410	420	380	380	360	360	360	385	385	382.50	
		SOWER	M	360	390	360	410	420	360	360	360	360	360	360	385	385	375.83
			W	310	340	310	360	360	310	310	260	260	260	300	300	300	306.67
		WEEDER	M	360	380	360	380	400	360	360	360	360	360	360	385	385	370.83
			W	310	340	310	340	350	310	310	260	260	260	300	300	300	304.17
		REAPER & HARVESTER	M	360	380	360	380	400	360	360	360	360	360	360	385	385	370.83
	W		310	340	310	350	360	310	310	260	260	260	300	300	300	305.83	
	OTHER AGRICULTURAL LABOUR	OTHER AGRICULTURAL LABOUR	M	360	360	360	360	360	360	360	360	360	360	360	385	385	364.17
			W	310	310	310	310	310	310	310	260	260	260	300	300	300	295.83
	HERDSMAN	HERDSMAN	M	360	360	360	360	360	360	360	360	360	360	360	385	385	362.94
			W	310	310	310	310	310	310	310	260	260	260	300	300	300	300.00
	District: Jhargram																
Center: JHARGRAM	FIELD LABOUR	PLOUGHMAN	M	400	225	269	225	269	225	400	400	400	400	400	400	334.42	
		SOWER	M	270	225	236	225	231	225	280	280	270	250	250	250	250	249.33
			W	260	225	234	225	231	225	270	270	260	240	240	240	240	243.33
		WEEDER	M	230	-	230	-	220	-	250	250	230	220	220	220	220	230.00
			W	220	-	220	-	220	-	240	240	220	210	210	210	210	221.11
		REAPER & HARVESTER	M	230	-	230	-	251	275	250	250	230	230	230	230	220	239.60
	W		220	-	220	-	214	225	240	240	220	220	220	210	210	222.90	
	OTHER AGRICULTURAL LABOUR	OTHER AGRICULTURAL LABOUR	M	250	-	250	-	230	-	280	280	250	250	250	250	250	254.44
			W	240	-	240	-	230	-	250	250	240	240	240	240	240	241.11
	HERDSMAN	HERDSMAN	M	230	175	189	175	225	225	240	240	230	230	230	230	230	213.22
			W	230	175	189	175	200	200	230	230	230	230	230	230	230	206.56
	District: Kalimpong																

Average Daily Agricultural Wages and Non Agricultural Wages (in Rs.) - 2020-21																		
State/District/Center	Labour Category	Labour Type	Gen	Jul	Aug	Sep	Oct	Nov	Dec	Jan	Feb	Mar	Apr	May	Jun	Annual Average		
Center: KALIMPONG	FIELD LABOUR	PLOUGHMAN	M	600	600	600	600	600	600	625	600	650	650	650	650	618.75		
			W	400	400	400	400	400	400	400	400	400	400	400	400	400	400.00	
		SOWER	M	400	400	400	400	400	400	400	400	400	400	400	400	400	400	400.00
			W	300	300	300	300	300	300	300	350	350	350	350	350	350	350	325.00
		WEEDER	M	400	400	400	400	400	400	400	400	400	400	400	400	400	400	400.00
			W	300	300	300	300	300	300	300	350	350	350	350	350	350	350	325.00
	REAPER & HARVESTER	M	400	400	400	400	400	400	400	400	400	400	400	400	400	400	400.00	
		W	300	300	300	300	300	300	300	300	350	350	350	350	350	350	325.00	
	OTHER AGRICULTURAL LABOUR	OTHER AGRICULTURAL LABOUR	M	-	400	400	400	-	400	400	400	400	400	400	400	385	398.50	
			W	-	300	300	300	-	300	350	350	350	350	350	350	300	325.00	
	HERDSMAN	HERDSMAN	M	400	400	400	400	400	400	400	400	400	400	400	400	385	399.12	
			W	300	300	300	300	300	300	300	350	350	350	350	350	300	314.71	
District: Maldah																		
Center: MALDAH	FIELD LABOUR	PLOUGHMAN	M	275	300	308	-	-	315	331	342	342	342	-	-	319.38		
			W	238	242	275	-	-	288	300	300	300	300	-	-	280.38		
		SOWER	M	218	225	234	-	-	248	262	271	271	271	-	-	250.00		
			W	275	250	266	-	-	275	275	225	288	288	-	-	267.75		
		WEEDER	M	242	225	221	-	-	225	225	313	225	225	-	-	237.63		
			W	313	275	305	-	-	305	307	238	313	325	-	-	297.63		
	REAPER & HARVESTER	M	200	225	225	-	-	225	228	300	238	250	-	-	236.38			
		W	232	263	263	-	-	250	250	250	250	250	-	-	251.00			
	OTHER AGRICULTURAL LABOUR	OTHER AGRICULTURAL LABOUR	M	175	200	221	-	-	203	204	204	204	204	-	-	201.88		
			W	175	300	300	-	-	300	300	267	300	300	-	-	266.70		
	HERDSMAN	HERDSMAN	M	275	283	267	-	-	267	267	267	367	267	-	-	273.80		
			W	275	283	267	-	-	267	267	267	367	267	-	-	273.80		
District: Medinipur east																		
Center: PURBA MIDINIPUR	FIELD LABOUR	PLOUGHMAN	M	360	400	400	-	400	400	400	300	348	800	375	384	415.18		
			W	260	400	400	-	388	400	400	270	288	300	355	328	344.45		
		SOWER	M	240	300	300	-	313	300	300	260	274	280	303	308	288.91		
			W	260	300	300	325	313	300	300	265	273	300	296	292	293.67		
		WEEDER	M	240	260	260	325	283	260	260	250	257	280	274	278	268.92		
			W	275	400	400	350	400	400	400	270	285	-	368	350	354.36		
	REAPER & HARVESTER	M	250	300	300	350	325	300	300	265	271	-	315	338	301.27			
		W	275	400	400	350	400	400	400	265	298	300	366	336	349.17			
	OTHER AGRICULTURAL LABOUR	OTHER AGRICULTURAL LABOUR	M	250	300	300	350	325	300	300	255	288	280	314	325	298.92		
			W	-	-	-	-	-	-	-	260	265	-	250	270	261.25		
	HERDSMAN	HERDSMAN	M	-	-	-	-	-	-	-	250	250	-	240	250	247.50		
			W	-	-	-	-	-	-	-	250	250	-	240	250	247.50		
District: Medinipur west																		
Center: PASCHIM MIDNAPUR	FIELD LABOUR	PLOUGHMAN	M	350	350	350	350	350	350	400	390	402	400	398	411	375.08		
			W	306	313	306	350	350	350	325	307	312	298	292	318	318.92		
		SOWER	M	275	275	275	300	300	300	300	288	290	280	273	300	288.00		
			W	281	288	281	300	300	300	300	300	300	288	275	300	292.75		
		WEEDER	M	275	275	275	300	300	300	300	300	300	288	275	300	290.67		
			W	281	288	281	300	300	300	300	300	300	288	275	300	292.75		
	REAPER & HARVESTER	M	275	275	275	300	300	300	300	225	300	288	275	300	284.42			
		W	281	288	281	300	300	300	300	290	293	282	274	293	290.17			
	OTHER AGRICULTURAL LABOUR	OTHER AGRICULTURAL LABOUR	M	275	275	275	300	300	300	300	288	289	280	273	290	287.08		
			W	200	200	200	200	200	200	200	225	225	225	225	225	206.94		
	HERDSMAN	HERDSMAN	M	200	200	200	200	200	200	200	223	223	223	223	223	206.39		
			W	200	200	200	200	200	200	200	223	223	223	223	223	206.39		
District: Murshidabad																		

Average Daily Agricultural Wages and Non Agricultural Wages (in Rs.) - 2020-21																	
State/District/Center	Labour Category	Labour Type	Gen	Jul	Aug	Sep	Oct	Nov	Dec	Jan	Feb	Mar	Apr	May	Jun	Annual Average	
Center: MURSHIDABAD	FIELD LABOUR	PLOUGHMAN	M	420	425	-	430	390	400	403	395	380	-	380	380	400.30	
		SOWER	M	335	333	-	350	350	345	345	345	313	-	300	315	333.10	
			W	310	320	-	330	330	320	323	325	283	-	265	275	308.10	
		WEEDER	M	310	300	-	290	290	290	298	295	290	-	285	285	293.30	
			W	295	293	-	290	290	290	295	285	275	-	265	265	284.30	
		REAPER & HARVESTER	M	345	343	-	340	340	245	340	325	303	-	290	290	316.10	
			W	335	338	-	310	310	310	307	305	275	-	265	265	302.00	
		OTHER AGRICULTURAL LABOUR	OTHER AGRICULTURAL LABOUR	M	270	270	-	260	260	290	285	275	285	-	280	285	276.00
	W		260	258	-	250	250	270	272	265	268	-	255	255	260.30		
	HERDSMAN	HERDSMAN	M	290	265	-	270	270	280	280	285	284	-	280	280	284.21	
			W	265	255	-	250	250	260	268	275	266	-	255	255	258.50	
	District: Nadia																
Center: NADIA	FIELD LABOUR	PLOUGHMAN	M	250	250	250	250	300	-	450	450	275	250	450	350	320.45	
		SOWER	M	300	300	300	300	300	-	300	300	267	250	300	275	290.18	
			W	300	300	300	300	200	-	250	250	217	250	300	250	265.18	
		WEEDER	M	250	250	250	250	250	-	300	300	267	250	250	250	260.64	
			W	250	250	250	250	170	-	250	250	217	250	250	225	237.45	
		REAPER & HARVESTER	M	250	250	250	250	300	-	300	300	283	250	300	288	274.64	
			W	250	250	250	250	200	-	275	275	242	250	250	250	249.27	
		OTHER AGRICULTURAL LABOUR	OTHER AGRICULTURAL LABOUR	M	-	-	-	-	250	-	250	300	275	-	250	250	262.50
	W		-	-	-	-	250	-	250	250	203	-	250	210	235.50		
	HERDSMAN	HERDSMAN	M	-	-	-	-	-	-	250	250	300	-	250	275	265.00	
			W	-	-	-	-	-	-	-	-	213	-	-	200	206.50	
	District: Paschim bardhaman																
Center: PASCHIM BARDHAMAN	FIELD LABOUR	PLOUGHMAN	M	300	300	220	300	300	300	300	300	300	-	-	300	292.00	
		SOWER	M	200	200	200	200	200	200	200	200	200	200	-	-	200	200.00
			W	180	180	200	180	180	180	180	180	180	180	-	-	180	182.00
		WEEDER	M	200	200	200	200	200	200	200	200	200	200	-	-	200	200.00
			W	180	180	200	180	180	180	180	180	180	180	-	-	180	182.00
		REAPER & HARVESTER	M	200	200	220	200	250	250	225	200	213	-	-	200	215.80	
			W	175	175	220	175	250	250	213	175	194	-	-	175	200.20	
		OTHER AGRICULTURAL LABOUR	OTHER AGRICULTURAL LABOUR	M	200	200	200	200	250	250	225	200	213	-	-	200	213.80
	W		-	-	200	-	250	250	250	200	250	-	-	-	233.33		
	HERDSMAN	HERDSMAN	M	100	100	100	100	100	100	100	100	100	-	-	100	100.00	
			W	-	-	100	-	-	-	-	-	-	-	-	-	100.00	
	District: Purba bardhaman																
Center: PURAB BARDHAMAN	FIELD LABOUR	PLOUGHMAN	M	300	300	-	-	300	300	280	-	293	293	-	-	295.14	
		SOWER	M	265	255	-	-	268	268	255	250	279	279	250	295	266.40	
			W	250	243	-	-	268	268	255	250	268	268	250	250	257.00	
		WEEDER	M	258	255	-	325	255	258	253	250	266	266	250	265	263.73	
			W	243	240	-	325	255	259	253	250	259	259	250	250	258.45	
		REAPER & HARVESTER	M	270	255	-	350	270	275	263	250	281	281	250	280	275.00	
			W	270	240	-	350	270	275	263	250	275	275	250	250	269.82	
		OTHER AGRICULTURAL LABOUR	OTHER AGRICULTURAL LABOUR	M	260	250	-	350	268	268	-	250	272	272	250	273	271.30
	W		280	280	-	350	285	284	-	-	306	306	-	285	297.00		
	HERDSMAN	HERDSMAN	M	-	300	-	-	-	-	-	-	-	-	-	-	300.00	
			W	-	265	-	-	-	-	-	-	-	-	-	-	265.00	
	District: Purulia																

Average Daily Agricultural Wages and Non Agricultural Wages (in Rs.) - 2020-21																	
State/District/Center	Labour Category	Labour Type	Gen	Jul	Aug	Sep	Oct	Nov	Dec	Jan	Feb	Mar	Apr	May	Jun	Annual Average	
Center: PURULIA	FIELD LABOUR	PLOUGHMAN	M	283	250	259	250	250	-	213	200	299	299	299	299	263.73	
		SOWER	M	283	250	229	250	215	-	200	200	285	285	285	285	285	251.55
			W	283	240	204	240	165	-	188	200	285	285	285	285	285	241.82
		WEEDER	M	257	200	150	200	150	-	183	200	260	260	260	260	260	216.36
			W	257	190	120	190	120	-	175	200	260	260	260	260	260	208.36
		REAPER & HARVESTER	M	257	200	200	200	215	-	185	200	260	260	260	260	260	227.00
	W		257	190	170	190	175	-	175	200	260	260	260	260	260	217.91	
	OTHER AGRICULTURAL LABOUR	OTHER AGRICULTURAL LABOUR	M	257	210	-	210	165	-	200	200	260	260	260	260	260	228.20
			W	257	210	-	210	135	-	180	200	260	260	260	260	260	223.20
	HERDSMAN	HERDSMAN	M	257	230	247	230	250	-	194	200	272	272	272	272	272	244.38
			W	257	220	232	220	220	-	183	200	272	272	272	272	272	235.56

कृषि मजदूरी संबंधी प्रफोर्मा
PROFORMA FOR AGRICULTURAL WAGES

परिशिष्ट-1
Appendix I

महीने के दौरान..... During the month.....	गांव/केंद्र..... Village/Centre	जिला..... District.....			
सामान्य दैनिक कार्य दिवस..... Normal Daily Working Hours.....					
मजदूरी का प्रकार Types of Labour	नकद मजदूरी (रूपए) Cash Wages (Rs.)	वास्तविक रूप से सामान के रूप में दी गई मजदूरी Wages in kind as actually given			
		जिन्स Commodity	मात्रा Quantity	नकद समतुल्य (रु.) Cash equivalent (Rs.)	कुल मजदूरी नकद में (रु.) Total Wages in Cash (Rs.)
1. कुशल श्रमिक 1.Skilled Labour					
(i) बढ़ई (Carpenter)					
(ii) लोहार (Blacksmith)					
(iii) मोची (Cobbler)					
2. खेतिहर श्रमिक* 2.Field Labour *					
(i) पुरुष (Man)					
(ii) महिला(Woman)					
3. अन्य कृषि श्रमिक** 3.Other Agricultural Labour**					
(i) पुरुष (Man)					
(ii) महिला(Woman)					
4. चरवाहा*** 4.Herdsman***					
(i) पुरुष (Man)					
(ii) महिला(Woman)					
इसके संकलन के लिए जिम्मेदार व्यक्ति का हस्ताक्षर Signature of the person responsible for its collection		जिला मुख्यालयों पर इस कार्य के लिए जिम्मेदार प्राधिकारी का प्रतिहस्ताक्षर Counter signature of authority responsible for this work at District Headquarters			
गांव (Village)..... पदनाम (Designation)..... तिथि (Date).....		पदनाम (Designation)..... दिनांक (Date).....			

*इसमें हल जोतने वाले, बुआई करने वाले, फसल दवाई और कटाई करने वाले, निराई, ट्रांसप्लान्टर आदि शामिल हैं।
(This includes ploughmen, sowers, reapers, harvesters, weeders and transplanters, etc.)

**इसमें खेतों को सींचने के लिए तैनात मजदूर, भार वाहक, कुआं खोदने वाले, वाटरवे से शील्टर की सफाई एवं मेढ़ बनाना आदि से करने के लिए श्रमिक शामिल हैं। (This includes coolies employed for watering the fields, load carries, well diggers, Labours for cleaning silt from waterways and embankment, etc.)

*** इसमें वे लोग शामिल हैं जिनका मुख्य काम विभिन्न घरों से पशुओं को इकट्ठा कर चरागाह में दिनभर चरना तथा रात्रि में वापस मालिक के घर छोड़ना है। (This includes persons whose main work is to collect livestock from different owner's house and to feed them in the jungle during the day and again carry them the owner's places.)

कृषि मजदूरी संबंधी प्रफोर्मा
PROFORMA FOR AGRICULTURAL WAGES

परिशिष्ट-ii (Appendix-ii)

महीने के दौरान..... During the month		गांव/केंद्र..... Village/Centre.....		जिला..... District.....	
सामान्य दैनिक कार्य दिवस..... Normal Daily Working Hours.....					
मजदूरी का प्रकार Types of Labour	नकद मजदूरी (रूपए) Cash Wages (Rs.)	वास्तविक रूप से सामान के रूप में दी गई मजदूरी Wages in kind as actually given		मजदूरी का प्रकार नकद समतुल्य (रूप.) Cash equivalent (Rs.)	नकद मजदूरी (रूपए) कुल मजदूरी नकद में (रूप.) Total Wages in Cash (Rs.)
		जिन्स Commodity	मात्रा Quantity		
1. कुशल श्रमिक					
(i) बढई					
(ii) लौहार					
(iii) मोची					
2. खेतिहर श्रमिक					
(i) हल चलना (Ploughing)	पुरुष (M)				
	महिला (F)				
(ii) बुआई (Sowing)	पुरुष (M)				
	महिला (F)				
(iii) निराई (Weeding)	पुरुष (M)				
	महिला (F)				
(iv) कटाई और दवाई (Reaping, Harvesting)	पुरुष (M)				
	महिला (F)				
(v) प्रतिरोपण (Transplanting)	पुरुष (M)				
	महिला (F)				
3. अन्य कृषि श्रमिक (Other Agri. Labour)*	पुरुष (M)				
	महिला (F)				
4. चरवाहा (Herdsman)**	पुरुष (M)				
	महिला (F)				
इसके संकलन के लिए जिम्मेदार व्यक्ति का हस्ताक्षर Signature of the person responsible for its collection				जिला मुख्यालयों पर इस कार्य के लिए जिम्मेदार प्राधिकारी का प्रतिहस्ताक्षर Counter signature of authority responsible for this work at District Headquarters	
गांव (Village)..... पदनाम (Designation)..... तिथि (Date).....				पदनाम (Designation)..... दिनांक (Date).....	

** खेतों को सींचने के लिए तैनात मजदूर, भार वाहक, कुआं खोदने वाले, वाटरवे से गाद सफाई करने तथा मेढ़ बनाने वाले आदि शामिल हैं। (This includes coolies employed for watering the fields, load carries, well diggers, Labours for cleaning silt from waterways and embankment, etc.)

*** इसमें वे लोग शामिल हैं जिनका मुख्य काम विभिन्न घरों से पशुओं को इक्कठा कर चरागाह में दिनभर चरना तथा रात्रि में वापस मालिक के घर छोड़ना है। (This includes persons whose main work is to collect livestock from different owner's house and to feed them in the jungle during the day and again carry them the owner's places)

कृषि एवं कुशल ग्रामीण श्रमिकों के लिए मजदूरी दर के एकत्रीकरण और संकलन संबंधी पद्धति

कृषि मजदूरी दर एवं कुशल ग्रामीण मजदूरी दर संबंधी आंकड़ों का संकलन ब्लाक स्तर पर एक अथवा दो प्रतिनिधित्व गांवों से एक महीने में एक अथवा दो बार किया जाता है और उन्ही दो बार या दो गांवों से एकत्र किए गए आंकड़ों का औसत की सूचना जिले में दी जाती है। मजदूरी दरों पर आंकड़ों को एकत्र करने के लिए एक अथवा अधिक आकस्मिक श्रमिक और किसान प्राथमिक सूचना प्रदाता होते हैं। जहां कहीं भी सूचना देने वाले की संख्या अधिक हो जाती है तब आंकड़ों का औसत अंकित किया जाता है। सामान्य कार्यकारी घंटे (8 घंटे) तथा नकद एवं वस्तु के रूप में प्रचलित मजदूरी दरें संबंधी आंकड़ें लिंग-वार एकत्र किए जाते हैं। जहां तक मजदूरी भुगतान के तरीके का प्रश्न है, यह दोनों तरीकों अर्थात् नकद अथवा वस्तु के रूप में किया जाता है। ग्रामीण क्षेत्रों में वस्तु के रूप में भुगतान सामान्य हैं जिसमें खाद्यान्न, पकाए गए आहार, चाय, ईंधन, सिगरेट, बिड़ी आदि शामिल हैं। मजदूरी के रूप में दिए गए वस्तु का मूल्यांकन स्थानीय बाजार के खुदरा मूल्य पर किया जाता है। खेत जोतना, बुआई, निराई, फसल कटाई, फसल दवाई, पौध रोपण, सिल्ट सफाई, कुआं खुदाई, मेढ़ बनाई, लोड देना जैसे विभिन्न कृषि संचालनों तथा अन्य ग्रामीण मजदूरी दर जैसे; बढई, लोहार और मोची के लिए मजदूरी दर संबंधी आंकड़ा एकत्र किया जाता है।

प्राथमिक सूचना दाताओं से मजदूरी दर संबंधी आंकड़ों को एकत्र करने के लिए सुपुर्द ब्लाक स्तरीय कर्मचारी विभिन्न राज्यों में विभिन्न पदधारक होते हैं। अधिकांश राज्यों में सहायक सांख्यिकीय अधिकारी, पटवारी, सर्किल निरीक्षक, ब्लाक सांख्यिकीय पर्यवेक्षक एवं सांख्यिकीय फील्ड निरीक्षक आदि होते हैं। राजस्व स्तर पर प्राधिकारी जो दर की आपूर्ति करता है, भी विभिन्न राज्यों में भिन्न-भिन्न हैं जैसे- अर्थ एवं सांख्यिकी निदेशालय, अर्थ एवं सांख्यिकी विभाग, श्रम आयुक्त, कृषि निदेशालय, भू-रिकार्ड का कार्यालय आदि।

जांच एवं समेकन के बाद, जिला मुख्यालय स्तर पर प्राधिकारी अपने संबंधित राज्य मुख्यालयों को रिपोर्ट भेजते हैं जिसे बाद में अर्थ एवं सांख्यिकी निदेशालय को भेजा जाता है ताकि अगले महीने के दूसरे सप्ताह के अंत तक निश्चित रूप से सूचना अर्थ एवं सांख्यिकी निदेशालय में प्राप्त हो सके।

2. स्पष्टीकरण संबंधी टिप्पणियां

- (i) आंकड़ों का संबंध कृषि वर्ष अर्थात् जुलाई - जून से है।
- (ii) अर्थ एवं सांख्यिकी निदेशालय भिन्न-भिन्न कृषि कार्य के लिए निम्नलिखित श्रेणियों हेतु मजदूरी आंकड़े संकलित करता है अर्थात् (क) कुशल श्रमिक - बढई, लोहार एवं मोची

(ख) खेतिहर श्रमिक - खेत जोतना, बुआई करना, निराई लगाना, फसलों को काटना एवं फसल की दवाई (ग) अन्य कृषि श्रमिक - सिंचाई करना, भार ढोना, शील्ट की सफाई, कुएं की खुदाई करना, फूल-फल तोड़ना आदि और (घ) चरवाही।

(iii) राज्य सरकारों से मासिक प्रतिवेदन में यथासूचित भिन्न-भिन्न गांवों/केंद्रों के लिए प्रतिदिन की मजदूरी के प्राप्त आंकड़ों का सरल अंकगणितीय औसत (मासिक एवं वार्षिक) निकाला गया है।

(iv) राज्य स्तरीय खेतिहर मजदूर के मासिक और वार्षिक औसत मजदूरी दरें ज्ञात करने हेतु, खेत जोतने, बीज बोने, निराई करने तथा फसल कटाई के लिए राज्य द्वारा यथासूचित मासिक और पूरे 12 महीनों के क्रमानुसार प्रतिवेदित दैनिक मजदूरी के कुल योग को भिन्न भिन्न-केंद्रों/गांवोंसे यथासूचित कुल प्रविष्टियों की संख्या से भाग दिया जाता है। इसी प्रकार, अखिल भारतीय खेतिहर श्रमिक औसत मजदूरी दर की गणना हेतु दैनिक मजदूरी के कुल योग को कुल राज्यों से यथासूचित कुल प्रविष्टियों की संख्या से भाग दिया जाता है।

(v) कुशल मजदूरों के राज्य एवं अखिल भारतीय स्तरीय औसत मासिक और वार्षिक मजदूरी दरें गणीत करने हेतु समान विधि को अपनाया जाता है।

(vi) आंध्र प्रदेश, झारखंड, महाराष्ट्र और तेलंगाना के राज्य प्रचालन-वार ब्यौरे नहीं देते क्योंकि वे समग्र रूप से समूहों (अर्थात् क्षेत्रीय श्रमिकों) के आंकड़े प्रस्तुत करते हैं। बाकी सभी राज्य जिन्हें मौजूदा प्रकाशन में दर्शाया गया है, प्रचालन-वार आंकड़े प्रस्तुत करते हैं।

(vii) उक्त प्रयोजन के लिए निर्धारित प्रफोर्मा परिशिष्ट-। एवं ।। में संलग्न हैं।

(viii) प्रकाशन में दिए गए आंकड़ों का संकलन राज्य के प्रत्येक जिले से किया जाता है तथापि, कुछ राज्य/संघ शासित प्रदेश सूचना नहीं भेज रहे हैं। कुछ राज्य जो आंकड़े भेज रहे हैं उसमें जिलों तथा गांवों/केंद्रों की संख्या पर्याप्त नहीं है। उनसे अनुरोध किया जाता है कि वे संबंधित कवरेज को विस्तृत करें

(IX) गोवा, गुजरात, कर्नाटक, तमिलनाडु, उत्तर प्रदेश, उत्तराखंड और प. बंगाल राज्यों ने जिला स्तरीय औसत मजदूरी दरें प्रतिवेदित की हैं।

(क) एम: पुरुष

(ख) डब्ल्यू: महिला

(ग) - : निशान '-' इंगित करता है कि आंकड़े उपलब्ध नहीं हैं।

Methodology of Collection & Compilation of Wage Rates for Agricultural and Skilled Rural Labour

The data on agricultural wage rate and skilled rural wage rate are collected once or twice in a month at block level from one or two representative villages and average data of those collected twice or of two villages are reported to the district. One or more casual labourers and farmers are primary informants for collection of data on wage rates. Wherever the informants' numbers are high, average of data is taken in to account. The data on normal working hours (8 hours) and the prevailing wage rates in cash and kind for the reported working hours are collected gender-wise. As regards mode of payment of wages, it is made in both ways i.e. in cash and/or in kind. Payments in kind are very common in rural areas which include foodgrains, cooked food, tea, fuel, cigarette, biri, etc. Wages reported in kind are evaluated at local market retail prices. The wage rate data are collected for various agricultural operations like ploughing, sowing, weeding, reaping, harvesting, transplanting, winnowing, cleaning silt, digging well, embankment, carrying load etc and other rural wage rate for carpenters, blacksmiths and cobblers.

The officials at block level entrusted to collect data on wage rate from primary informants are of different designations in different states. Assistant Statistical Officer, Patwari, Circle Inspector, Block Statistical Supervisor and Statistical Field Inspector etc are common in most of the state. The authority at state level, who supplies the rate, is also different in different states like, Directorate of Economics & Statistics, Department of Economics & Statistics, Labour Commissioner, Directorate of Agriculture, Office of Land Record etc.

After scrutiny and consolidation, the authorities at district Head Quarters forward the report to their respective State Head Quarters which in turn is sent to DES so that the information is received in DES positively by the end of the second week of the succeeding month.

2. Some Important Explanatory Notes:

(I) Data relate to agricultural year, i.e. July – June.

(II) Economics & Statistics Division compiles wage data for the following categories for different operations: (a) Skilled Labour – carpenters, blacksmiths and cobblers,

(b) Field labour -ploughing, sowing, weeding reaping & harvesting, (c) Other Agricultural Labour – watering, carrying load, cleaning silt, digging well embarkation, tilling, plucking etc. and (d) Herdsmen

(III) Simple arithmetic averages (monthly and annual) have been worked out on the basis of data received on daily wages for different villages/centers as reported in the monthly returns from the State Governments.

(IV) Monthly & Annual State Average Rates for Field Labour are derived by dividing the sum total of wages for ploughing, sowing, weeding & harvesting of all the centres by the total number of entries in the State in a particular month and in all the twelve months respectively. Similarly, All India Average Field Labour Wage Rate is derived by dividing sum total wages by the total number of reported occupations across the covered States.

(V) Similar Method is taken into account for deriving monthly and annual State and all India average wage rates for skilled labourers which cover carpenters, blacksmiths and cobblers.

(VI) The States of Andhra Pradesh, Jharkhand, Maharashtra and Telangana do not furnish operation-wise details, as they furnish the data for the group (i.e. field labour) as a whole. All the remaining States figuring in the present publication furnish operation-wise data.

(VII) The proforma prescribed for the purpose is at Appendix I & Appendix II.

(VIII) Data given in the publication are collected from each district of the State. However, some of the States/UTs have not been sending the information. And in respect of the States which are sending the data, the coverage i.e. the number of Districts and villages/centres covered is not sufficient. They are being requested to enlarge the coverage.

(IX) State of Goa, Gujarat, Karnataka, Tamil Nadu, Uttar Pradesh, Uttarakhand & West Bengal have reported district average wage rates.

(a) M: Man

(B) W: Woman

(c) –: The sign ‘-’ denotes data not available.

प्रकाशन के लिए प्रतिवेदित राज्यवार जिलों और केंद्रों की संख्या
Number of Districts & Center (State-wise) reported for the publication

परिशिष्ट (Appendix): V

क्र.सं. S. No.	राज्य State	जिलों की संख्या Number of Districts	केंद्रों की संख्या Number of Centers
1	आंध्र प्रदेश (Andhra Pradesh)	13	47
2	असम (Assam)	16	20
3	बिहार (Bihar)	37	56
4	छत्तीसगढ़ (Chhattisgarh)	27	52
5	गोवा (Goa)	2	2
6	गुजरात (Gujarat)	33	33
7	हरियाणा (Haryana)	22	22
8	हिमाचल प्रदेश (Himachal Pradesh)	12	12
9	झारखंड (Jharkhand)	20	24
10	कर्नाटक (Karnataka)	30	30
11	केरल (Kerala)	14	28
12	मध्य प्रदेश (Madhya Pradesh)	52	97
13	महाराष्ट्र (Maharashtra)	16	35
14	ओडिशा (Odisha)	30	89
15	पंजाब (Punjab)	22	22
16	राजस्थान (Rajasthan)	33	66
17	तमिलनाडु (Tamil Nadu)	31	31
18	तेलंगाना (Telangana)	29	38
19	त्रिपुरा (Tripura)	8	9
20	उत्तर प्रदेश (Uttar Pradesh)	75	75
21	उत्तराखंड (Uttarakhand)	13	13
22	पश्चिम बंगाल (West Bengal)	22	22
कुल (Total):		557	823