

FARM HARVEST PRICES OF PRINCIPAL CROPS IN INDIA

भारत में प्रमुख फसलों के
कृषि फसल मूल्य

2020-21



**ECONOMICS AND STATISTICS DIVISION
DEPARTMENT OF AGRICULTURE AND
FARMERS WELFARE
MINISTRY OF AGRICULTURE AND FARMERS WELFARE
GOVERNMENT OF INDIA
NEW DELHI
May, 2023**

अर्थ एवं सांख्यिकी प्रभाग
कृषि एवं किसान कल्याण विभाग
कृषि एवं किसान कल्याण मंत्रालय
भारत सरकार
नई दिल्ली
मई, 2023

अरुण कुमार

वरिष्ठ आर्थिक एवं सांख्यिकीय सलाहकार

भारत सरकार

कृषि एवं किसान कल्याण विभाग
कृषि एवं किसान कल्याण मंत्रालय
कृषि भवन, नई दिल्ली-110001



सत्यमेव जयते

ARUN KUMAR

Senior Economic & Statistical Adviser

Government of India

Department of Agriculture & Farmers Welfare
Ministry of Agriculture & Farmers Welfare
Krishi Bhawan, New Delhi - 110001



FOREWORD

Economics & Statistics Division, Ministry of Agriculture and Farmers Welfare has been publishing “Farm Harvest Prices of Principal Crops in India” every year. The importance of this publication lies in the fact that data on farm gate prices facilitate fine-tuning of policies aimed to promote farmers welfare. This issue contains data on farm harvest prices of principal crops for the year 2020-21, based on the returns received from the State Governments and Union Territories. A note on the methodology used for collection of data on farm harvest prices and the particulars of harvesting seasons of principal crops in the major growing States has been provided at the end of the statistical tables. The data presented in this publication are available on the website: <http://eands.dacnet.nic.in/> of the Ministry of Agriculture and Farmers Welfare.

The detailed work has been carried out by the Price and Market Section, Economics & Statistics Division, Ministry of Agriculture & Farmers Welfare supported by our counterparts in the States.

It is hoped that the publication would be useful for a wide range of researchers and policy makers. Any suggestions/ feedback may be sent to office.esa-agri@nic.in.

(Arun Kumar)

NEW DELHI
May, 2023

अरुण कुमार

वरिष्ठ आर्थिक एवं सारिव्यकीय सलाहकार

भारत सरकार

कृषि एवं किसान कल्याण विभाग
कृषि एवं किसान कल्याण मंत्रालय
कृषि भवन, नई दिल्ली-110001



सत्यमेव जयते

ARUN KUMAR

Senior Economic & Statistical Adviser

Government of India

Department of Agriculture & Farmers Welfare
Ministry of Agriculture & Farmers Welfare
Krishi Bhawan, New Delhi - 110001



प्राकथन

अर्थ एवं सांख्यिकी प्रभाग, कृषि और किसान कल्याण मंत्रालय द्वारा प्रत्येक वर्ष "भारत में प्रमुख फसलों के कृषि फसल मूल्य" का प्रकाशन किया जाता है। इस प्रकाशन का महत्व इस तथ्य में है कि फार्मगेट मूल्य संबंधी डेटा किसान कल्याण को प्रोत्साहित करने की नीतियों को आसान बनाता है। इस अंक में राज्य सरकारों तथा संघ राज्य क्षेत्रों से प्राप्त रिपोर्टों के आधार पर वर्ष 2020-21 हेतु प्रमुख फसलों के कृषि फसल मूल्य का डेटा शामिल है। सांख्यिकी तालिकाओं के अंत में कृषि फसल मूल्यों से संबंधित आंकड़े के संग्रह के लिए प्रयुक्त पद्धतियों पर टिप्पणी और प्रमुख उत्पादक राज्यों में प्रमुख फसलों की कटाई मौसम का विवरण दिया गया है। इस प्रकाशन में दिए गए आंकड़े कृषि एवं किसान कल्याण मंत्रालय के वेबसाइट <http://eands.dacnet.nic.in> पर उपलब्ध हैं।

विस्तृत कार्य मूल्य और बाजार अनुभाग, अर्थ एवं सांख्यिकी प्रभाग, कृषि एवं किसान कल्याण मंत्रालय द्वारा किया गया है तथा राज्यों में हमारे समकक्ष द्वारा समर्थित है।

यह आशा की जाती है कि यह प्रकाशन शोधकर्ताओं तथा नीति निर्माताओं के विस्तृत वर्ग के लिए उपयोगी होगा। किसी प्रकार का सुझाव/प्रतिक्रिया office.esa-agri@nic.in पर भेजी जा सकती है।

अरुण कुमार

(अरुण कुमार)

नई दिल्ली

मई, 2023

[i]

भारत सरकार
कृषि एवं किसान कल्याण विभाग
कृषि एवं किसान कल्याण मंत्रालय
कृषि भवन, नई दिल्ली-110001



Government of India
Department of Agriculture & Farmers Welfare
Ministry of Agriculture & Farmers Welfare
Krishi Bhawan, New Delhi - 110001



PREFACE

“Farm Harvest Prices of Principal Crops in India” is a publication which is being brought out every year by the Economics and Statistics Division of the Ministry of Agriculture & Farmers Welfare. The present volume contains information on Farm Harvest Prices of 36 principal agricultural crops for the year 2020-21, which have been compiled on the basis of information shared by all States and Union Territories. The agricultural crops covered are Paddy, Rice, Jowar, Bajra, Maize, Ragi, Wheat, Barley, Gram, Arhar, Sugar Raw (Gur), Sugarcane, Potato, Tobacco, Groundnut, Rapeseed, Sesamum, Linseed, Castor seed, Nigerseed, Soyabean, Sunflower, Cotton, Jute, Sannhemp, Mesta, Pepper, Ginger, Chilli, Turmeric, Arecanut, Banana, Tapioca, Coconut, Toria and Cashewnut.

The task of compilation and presentation of farm harvest prices data for this publication has been carried out by the staff of Price and Market Section under the supervision of Shri Shri Kaviarasan K., Joint Director, and Ms. Saumya Sakshi, (Deputy Director). The staff members associated with the preparation of this publication are:

1. Shri. Rajiv Bahl, Economic Officer
2. Dr. Ved Prakash Sharma, Economic Officer, Market Intelligence
3. Shri. Mukesh Kumar Meena, Market Intelligence Inspector
4. Shri. Anurag Bhullar, Junior Statistical Officer
5. Shri. Arbind Singh Rawal, Junior Statistical Officer
5. Shri. Vikram Singh, DEO, Grade-B

Sincere efforts have been put in to bring out this publication. Suggestions for improvement are most welcome and may be sent to saikat.dgcis@nic.in.

(Saikat Sarkar)

Adviser

NEW DELHI
May, 2023

भारत सरकार
कृषि एवं किसान कल्याण विभाग
कृषि एवं किसान कल्याण मंत्रालय
कृषि भवन, नई दिल्ली-110001



Government of India
Department of Agriculture & Farmers Welfare
Ministry of Agriculture & Farmers Welfare
Krishi Bhawan, New Delhi - 110001



प्रस्तावना

“भारत में प्रमुख फसलों के कृषि फसल मूल्य” एक ऐसा प्रकाशन है जिसे अर्थ एवं सांख्यिकी प्रभाग कृषि एवं किसान कल्याण मंत्रालय द्वारा प्रकाशित किया जाता है। वर्तमान खंड में वर्ष 2020-21 हेतु 36 प्रमुख कृषि फसलों के कृषि फसल मूल्य की जानकारी है जिसे सभी राज्यों तथा संघ राज्य क्षेत्रों द्वारा प्रदत्त सूचना के आधार पर संकलित किया गया है। कृषि फसलों में धान, चावल, ज्वार, बाजरा, मक्का, रागी, गेहूँ, जौ, चना, अरहर, कच्ची चीनी (गुड़), गन्ना, आलू, तंबाकू, मूंगफली, रेपसीड, तिल, अलसी, अरंडी, रामतिल, सोयाबीन, सूरजमुखी, कपास, पटसन, सनहेंप, मेस्ता, काली मिर्च, अदरक, मिर्च, हल्दी, सुपारी, केला, कसावा, नारियल, तोरिया और काजू शामिल हैं।

इस प्रकाशन के लिए कृषि फसल मूल्यों के आंकड़े का संग्रह, संकलन और प्रस्तुति का कार्य श्री कविरासन क., संयुक्त निदेशक एवं सुश्री सौम्या साक्षी, (उप निदेशक) की देखरेख में मूल्य और बाजार अनुभाग के स्टॉफ द्वारा किया गया था। इस प्रकाशन की तैयारी से संबंधित स्टॉफ सदस्य हैं:

1. श्री राजीव बहल, आर्थिक अधिकारी
2. डॉ. वेद प्रकाश शर्मा, आर्थिक अधिकारी, बाजार आसूचना
3. श्री मुकेश कुमार मीणा, बाजार आसूचना निरीक्षक
4. श्री अनुराग भुल्लर, कनिष्ठ सांख्यिकी अधिकारी
5. श्री अरविन्द सिंह रावल, कनिष्ठ सांख्यिकी अधिकारी
6. श्री विक्रम सिंह, डीईओ, ग्रेड-बी

इस प्रकाशन के लिए ईमानदारी से प्रयास किया गया है। सुधार के लिए सुझावों का स्वागत है और इसे saikat.dgcis@nic.in पर भेजा जा सकता है।

से.स

(सैकत सरकार)

सलाहकार

नई दिल्ली
मई, 2023

CONTENTS

विषयवस्तु

SUBJECT

विषय

Table No. तालिका संख्या	SUBJECT विषय	Page No. पृष्ठ संख्या
1	<u>Introduction and Methodology</u> प्रस्तावना और पद्धति	1-2
2	Major Crop-wise State-wise Average Farm Harvest Prices in India from 2017-18 to 2020-21 (Graphical Representation) भारत में प्रमुख फसल-वार राज्य औसत कृषि फसल मूल्य 2017-18 से 2020-21 तक (ग्राफिकल प्रस्तुतीकरण)	3-11
3	Crop-wise State-wise Weighted Average of Farm Harvest Prices of Principal Crops in India 2017-18 to 2020-21 भारत में प्रमुख फसलों के कृषि फसल मूल्य फसल-वार राज्यवार भारत औसत 2017-18 से 2020-21	12-54
4	Crop-wise District-wise Farm Harvest Prices of Principal Crops in India-2020-21 भारत में प्रमुख फसलों का फसल-वार जिलेवार कृषि फसल मूल्य - 2020-21	
4.0	Andaman & Nicobar अंडमान और निकोबार	55
4.1	Andhra Pradesh आंध्र प्रदेश	56-57
4.2	Assam असम	58-60
4.3	Bihar बिहार	61-64
4.4	Chandigarh चंडीगढ़	65
4.5	Chhattisgarh छत्तीसगढ़	66-68
4.6	Delhi दिल्ली	69
4.7	Goa गोवा	70
4.8	Gujarat गुजरात	71-73
4.9	Haryana हरियाणा	74-75
4.10	Himachal Pradesh हिमाचल प्रदेश	76-77
4.11	Jammu & Kashmir जम्मू और कश्मीर	78-79
4.12	Jharkhand झारखंड	80-82
4.13	Karnataka कर्नाटक	83-88
4.14	Kerala केरल	89-90

4.15	Madhya Pradesh मध्य प्रदेश	91-94
4.16	Maharashtra महाराष्ट्र	95-97
4.17	Manipur मणिपुर	98
4.18	Mizoram मिजोरम	99
4.19	Nagaland नागालैंड	100
4.20	Odisha ओडिशा	101-103
4.21	Puducherry पुदुचेरी	104
4.22	Punjab पंजाब	105-106
4.23	Rajasthan राजस्थान	107-109
4.24	Tamil Nadu तमिलनाडु	110-112
4.25	Telangana तेलंगाना	113-115
4.26	Tripura त्रिपुरा	116
4.27	Uttar Pradesh उत्तर प्रदेश	117-121
4.28	Uttarakhand उत्तराखंड	122-123
4.29	West Bengal पश्चिम बंगाल	124-125
I		
	Form for Collecting Farm Harvest Prices फसलों के मूल्य को संग्रह करने का प्रारूप	126
II		
	Harvesting Seasons of Principal Crops in Major Growing States प्रमुख उत्पादक राज्यों में प्रमुख फसलों की कटाई का मौसम	127-150
III		
	Minimum Support Price न्यूनतम समर्थन मूल्य	151

कृषि फसलों के मूल्य

प्रस्तावना

इस प्रकाशन में दी गई जानकारी के अनुसार किसी जिन्स की कृषि फसल मूल्य को औसत थोक मूल्य, जिस पर कटाई प्रारंभ होने के पश्चात निर्धारित विपणन अवधि के दौरान ग्राम स्थल पर उत्पादक द्वारा व्यापारी को अपनी उपज की बिक्री की जाती है, के रूप में परिभाषित किया गया है।

पद्धति

राज्य सरकारों द्वारा कृषि फसल की कीमतों की जानकारी प्रदान की जाती है और इन आंकड़ों के संग्रह और संकलन को व्यवस्थित करने के लिए उनके द्वारा निम्नलिखित प्रक्रिया का पालन किया जाता है:-

(क) प्रत्येक तहसील से एक, दो या तीन गांवों की दर से प्रत्येक जिले में एक निश्चित संख्या में प्रतिनिधि गांवों का चयन किया जाता है, जो इस बात पर निर्भर करता है कि तहसील में फसल किस हद तक उगाई जाती है। तथापि, प्रत्येक जिले में चुने जाने वाले गांवों की कुल संख्या दस से कम नहीं होनी चाहिए।

(ख) प्रत्येक चयनित गांव में कटाई के मौसम की शुरुआत के बाद विपणन की चरम अवधि के दौरान जिस कीमत पर उत्पादक द्वारा उत्पाद बेचा जाता है, उसे मूल्य रिपोर्टर द्वारा हर शुक्रवार को निर्दिष्ट रूप (परिशिष्ट-1) में दर्ज किया जाता है। यदि उस शुक्रवार को कोई बिक्री नहीं होती है, तो उसके बजाए पिछले सप्ताह के दौरान जिस कीमत पर कृषि जिन्स बेची गई थी उसे दर्ज किया जाता है।

(ग) ऐसे मामलों में, जहां ग्राम स्थल पर लेन-देन नहीं होता है, रिपोर्ट की गई कीमत किसान को उसकी उपज के लिए प्राप्त होने वाली राशि से संबंधित होती है, और इसका आंकलन मंडी, जहां उपज की बिक्री की जाती है, में थोक मूल्यों से परिवहन और अन्य विपणन शुल्क घटाकर की जाती है।

(घ) दर्ज की गई कीमत जिन्स की निर्दिष्ट किस्म का थोक मूल्य है और इसे बोरी/कंटेनर को छोड़कर रूपए और पैसे प्रति क्विंटल (कुल वजन) के रूप में प्रस्तुत किया जाता है।

3. कीमतों में व्यापक भिन्नता के साथ जिन्सों की विभिन्न किस्मों और गुणों के होने से राज्य के लिए इन जिन्सों के लिए एक ही फसल मूल्य निर्धारित करने का कार्य कठिन हो जाता है। हालांकि, प्रत्येक जिले में, एक विशेष किस्म को निर्धारित करना संभव हो सकता है जो कि सबसे अधिक उगाई जाती है, और उस किस्म को कृषि फसल मूल्य को नोट करने के उद्देश्य से चिन्हित किया जाता है। कुछ मामलों में, यदि कीमत में अंतर बड़ा है तो दो किस्मों की फसल की कीमतों को अलग-अलग देना आवश्यक हो सकता है जैसे कि बीटी कपास और देसी कपास की कीमतों के मामले में।

4. प्रत्येक फसल के लिए फसल की संदर्भ अवधि और उसके बाद विपणन की चरम अवधि को निर्धारित करना भी आवश्यक है, क्योंकि ये फसल की विविधता और खेती की प्रकृति के आधार पर व्यापक रूप से भिन्न होते हैं। कुछ मामलों में, कटाई की अवधि को पूर्णतः निर्धारित करना और भी मुश्किल है, उदाहरण के लिए कपास के मामले में जहां एक वर्ष में चार से अधिक बार कपास की फसल प्राप्त की जाती है।

हालांकि, राज्य सरकारों द्वारा स्थानीय परिस्थितियों को ध्यान में रखते हुए ये अवधियां प्रत्येक फसल और प्रत्येक राज्य के संबंध में निर्धारित की जाती हैं। आमतौर पर, अधिकांश वस्तुओं के मामले में, फसल के मौसम के शुरू होने के बाद विपणन की चरम अवधि के दौरान छह से आठ सप्ताह की अवधि को उस अवधि के रूप में लिया जाता है, जिसके दौरान किसानों से आम तौर पर अपनी उपज की बिक्री करने की उम्मीद की जाती है।

5. कृषि उपज की कीमतों के आंकड़ों को कृषि आंकड़ों के एक अभिन्न अंग के रूप में देखा जाता है। उन्हें क्षेत्र और उपज के आंकड़ों के संग्रह के लिए नियोजित उसी एजेंसी के माध्यम से एकत्र करने की आवश्यकता है। पर्यवेक्षक, कानूनगो, राजस्व निरीक्षक या समकक्ष अधिकारी, जिन्हें सामान्यतः राज्य सरकार द्वारा क्षेत्र और उपज के आंकड़ों के संग्रह के लिए नियोजित किया जाता है, को इन आंकड़ों को भी एकत्र करने का कार्य सौंपा जाता है। हालांकि, विभिन्न राज्यों के राजस्व तंत्र में व्यापक अंतर को देखते हुए, रिपोर्टिंग

एजेंसी का चयन राज्य सरकार के निर्णय पर छोड़ दिया गया है। मूल्य रिपोर्टों को नियत तारीखों पर चयनित गांवों का दौरा करने, व्यक्तिगत रूप से उन कीमतों जिन पर किसान द्वारा उपज बेची गई है की पूछताछ करने की आवश्यकता है, और उन्हें निर्दिष्ट रूप में रिकॉर्ड किया जाता है।

6. संपूर्ण राज्य के लिए किसी जिन्स के औसत मूल्य पर पहुंचने की पद्धति भारत औसत पद्धति है, जिसमें संबंधित वर्ष के लिए जिला उत्पादन के आंकड़ें वजन में दर्ज किए जाते हैं। हालांकि, प्रत्येक सप्ताह में जिले के औसत मूल्य तहसील कीमतों के एक साधारण गणितीय औसत के रूप में प्राप्त किया जा सकता है, जो कि गांव की कीमतों का साधारण अंकगणितीय औसत है। किसी मौसम के दौरान औसत मूल्य साधारण अंकगणितीय औसत या प्रत्येक जिन्स के लिए जिले की कीमत है। जिले की औसत मूल्यों की गणना जिला मुख्यालय पर की जाती है जबकि संपूर्ण राज्य के लिए कीमतों की गणना राज्य मुख्यालय में की जाती है।

7. सभी महत्वपूर्ण फसलों के संबंध में कृषि फसलों की कीमतों को एकत्र करना आवश्यक है और किसी भी मामले में, उन्हें उन सभी फसलों के लिए जमा करना आवश्यक है जो अग्रिम अनुमान के दायरे में आती हैं। चूंकि प्रत्येक फसल का अंतिम अनुमान कटाई के पूरा होने के कम से कम एक महीने बाद प्रकाशित किया जाता है, इसलिए अंतिम अनुमान के समय तक फसल की कीमतें तैयार की जा सकती हैं।

FARM HARVEST PRICES

Introduction

The Farm Harvest Price of a commodity, as reported in this publication, is defined as the average wholesale price at which the commodity is disposed of by the producer to the trader at the village site during the specified marketing period after the commencement of harvest.

Methodology

The information on Farm Harvest Prices is provided by the State Governments and the following procedure is followed by them for systematizing the collection and compilation of these statistics:-

- a) A certain number of representative villages are selected in each district at the rate of one, two or three villages from each Tehsil, depending upon the extent to which the crop is grown in the Tehsil. The total number of villages to be selected in each district should, however, not be less than ten.
 - b) In each selected village, the price at which the commodity is sold by the producer is recorded in the specified form (Appendix-I), by the price reporter on every Friday during the peak period of marketing after the commencement of the harvesting season. If no sales take place on that Friday, the price at which the commodity was sold last during the week is recorded instead.
 - c) In cases where village site transactions do not take place, the price reported relates to what the farmer receives for his produce, and is obtained by subtracting transport and other marketing charges from the wholesale prices quoted at the mandi where the produce is disposed of.
 - d) The price recorded is the wholesale price of the specified variety of the commodity and is expressed in terms of Rupees and paisa per quintal (net weight) exclusive of gunny bags / containers.
3. The existence of different varieties and qualities of commodities with a wide variation in prices makes the task of giving a single harvest price for a commodity for the State as a whole difficult. In each district, however, it may be possible to determine a particular variety which is grown to the largest extent, and that variety is specified for the purpose of noting the farm harvest prices. In some cases, it may be necessary to give the farm harvest prices of two varieties separately if the difference in price is large, as for instance, in the case of prices of Bt Cotton and Desi cotton.
4. It is also necessary to fix the reference period of harvest and the subsequent peak period of marketing for each crop, as these tend to vary widely depending upon the variety of the crop and the nature of cultivation. In some cases, it is even difficult to define strictly the harvesting period, as for instance, in the case of cotton where there are more than four pickings in a year.

These periods, however, are fixed in respect of each crop and each State, by the State Governments, having due regard to the local conditions. Usually, in case of most commodities, six to eight weeks during the peak period of marketing, after the commencement of the harvest season, is taken to be the period during which farmers are generally expected to dispose of their produce.

5. Data on farm harvest prices are viewed as an integral part of agricultural statistics. They need to be collected through the same agency employed for the collection of statistics of area and yield. The Supervisors, Kanungos, Revenue Inspectors or the equivalent officials, who are generally employed by the state government for the collection of statistics of area and yield, are also entrusted with the task of collecting these statistics. However, in view of the wide divergences in the revenue machinery of different States, the choice of the reporting agency is left to the decision of the State Government. The price reporters are required to visit the selected villages on the appointed dates, enquire personally the prices at which the commodity has been sold by the farmer and record them in the specified form.

6. The method of arriving at the average price of a commodity for the State as a whole is the method of weighted average, with the district production figures for the concerned year as weights. However, the average price for the district for each week may be obtained as a simple arithmetic average of the Tehsil prices which, in turn, are the simple arithmetic average of village prices. The average price for the season is the simple arithmetic average of the district prices for each commodity. The computation of the district average price is done at the district headquarters while the prices for the State as a whole are worked out at State headquarters.

7. The farm harvest prices are required to be collected in respect of all the important crops and, in any case, they are required to be submitted for all the crops which come under the purview of advance estimation. As the final estimate of every crop is published at least one month after the completion of harvesting, it may be feasible to get the farm harvest prices ready by the time of the final estimate.

Paddy State-Wise Average Farm Harvest Prices in India from 2017-18 to 2020-21 (in Rs/ Quintal)

States	2017-18	2018-19	2019-20	2020-21	Trendline
Andhra Pradesh	1559	1666	1732	1765	
Assam	1128	1207	1253	1310	
Bihar	1196	1284	1303	1386	
Chhattisgarh	1552	1708	1908	2018	
Gujarat	1551	1623	1523	1562	
Jharkhand	1279	1420	1487	1485	
Karnataka	1737	1856	1710	1805	
Madhya Pradesh	1536	1792	1837	2037	
Maharashtra	1741	1944	1932	2098	
Odisha	1373	1414	1658	1605	
Tamil Nadu	1586	1676	1700	1615	
Telangana	1580	1751	1804	1833	
Uttar Pradesh	1445	1796	1569	1609	
West Bengal	1571	1625	1676	1677	

Wheat State-Wise Average Farm Harvest Prices in India from 2017-18 to 2020-21 (in Rs/ Quintal)

States	2017-18	2018-19	2019-20	2020-21	Trendline
Bihar	1312	1460	1474	1712	
Gujarat	1749	1852	1868	1775	
Haryana	1735	1840	1975	1840	
Madhya Pradesh	1812	1872	1901	1889	
Maharashtra	1843	2074	1996	1781	
Punjab	1640	1753	1851	1921	
Rajasthan	1685	1868	1886	1852	
Uttar Pradesh	1628	1732	1815	1774	



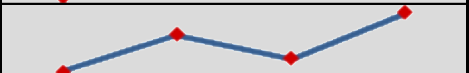


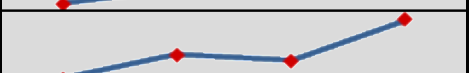



Maize State-Wise Average Farm Harvest Prices in India from 2017-18 to 2020-21 (in Rs/ Quintal)

States	2017-18	2018-19	2019-20	2020-21	Trendline
Andhra Pradesh	1204	1676	1721	1636	
Bihar	1120	1189	1274	1356	
Chhattisgarh	1470	1527	1896	1962	
Gujarat	1376	1851	1680	1576	
Himachal Pradesh	1887	2087	2038	2106	
Jammu & Kashmir	1362	1425	1447	1958	
Jharkhand	1388	1491	1506	1813	
Karnataka	1263	1693	1659	1674	
Madhya Pradesh	1415	1480	1862	1648	
Maharashtra	1207	1773	1494	1425	
Rajasthan	1294	1515	1828	1437	
Tamil Nadu	1886	2062	2302	2213	
Telangana	1323	1695	1733	1549	
Uttar Pradesh	1492	2350	1683	1517	

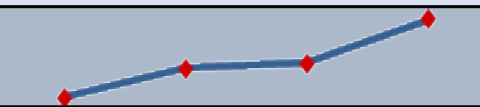

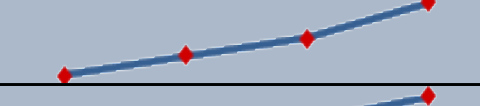





Bajra State-Wise Average Farm Harvest Prices in India from 2017-18 to 2020-21 (in Rs/ Quintal)

States	2017-18	2018-19	2019-20	2020-21	Trendline
Andhra Pradesh	1190	1796	1890	1687	
Gujarat	1195	1853	1726	1540	
Haryana	1426	1905	1937	1905	
Karnataka	1140	1639	1725	1510	
Madhya Pradesh	1432	1627	1917	1717	
Maharashtra	1282	2018	1664	1429	
Rajasthan	1258	1493	1828	1467	
Uttar Pradesh	1152	1599	1630	1367	

Gram State-Wise Average Farm Harvest Prices in India from 2017-18 to 2020-21 (in Rs/ Quintal)

States	2017-18	2018-19	2019-20	2020-21	Trendline
Bihar	3758	3836	4217	4224	
Chhattisgarh	4446	5048	5614	5670	
Gujarat	3842	4090	3926	4241	
Jharkhand	5330	5782	5269	5691	
Madhya Pradesh	3984	4231	4474	5027	
Maharashtra	3646	4009	3923	4563	
Rajasthan	3783	4009	4002	4738	
Telangana	3989	4329	4419	4720	
Uttar Pradesh	3994	4925	4381	4929	

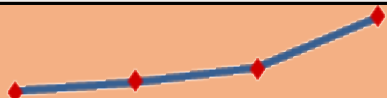
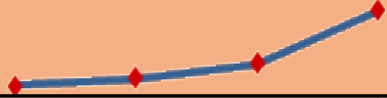





Tur/Arhar State-Wise Average Farm Harvest Prices in India from 2017-18 to 2020-21 (in Rs/ Quintal)

States	2017-18	2018-19	2019-20	2020-21	Trendline
Andhra Pradesh	4472	4983	5064	5844	
Bihar	3779	4803	4763	5006	
Chhattisgarh	4518	5279	5950	7320	
Gujarat	3905	4800	4860	5337	
Jharkhand	6026	6071	6552	6418	
Karnataka	3311	3904	4829	4859	
Madhya Pradesh	4566	4933	5576	6096	
Maharashtra	3846	4873	4920	5940	

Groundnut State-Wise Average Farm Harvest Prices in India from 2017-18 to 2020-21 (in Rs/ Quintal)

States	2017-18	2018-19	2019-20	2020-21	Trendline
Andhra Pradesh	4008	4590	5335	5228	
Gujarat	3488	3749	4388	4932	
Karnataka	3638	4018	4702	5067	
Madhya Pradesh	4835	4400	4857	5219	
Maharashtra	3883	4841	4556	4578	
Rajasthan	3716	4018	5047	4976	
Tamil Nadu	6581	5837	5527	5741	
Telangana	3941	4461	4850	5194	
Uttar Pradesh	3872	3853	4081	4966	

Mustard State-Wise Average Farm Harvest Prices in India from 2017-18 to 2020-21 (in Rs/ Quintal)

States	2017-18	2018-19	2019-20	2020-21	Trendline
Assam	2898	2939	2996	3220	
Bihar	3221	3333	3535	4336	
Gujarat	3518	3521	3526	4061	
Madhya Pradesh	3840	3949	4037	4985	
Rajasthan	3584	3561	3928	5637	
Uttar Pradesh	3613	3778	3739	5308	
West Bengal	4236	3909	3945	4671	

Sesamum State-Wise Average Farm Harvest Prices in India from 2017-18 to 2020-21 (in Rs/ Quintal)

States	2017-18	2018-19	2019-20	2020-21	Trendline
Assam	6245	6272	6315	6865	
Gujarat	6648	9538	9107	7830	
Karnataka	5936	8544	9021	7309	
Madhya Pradesh	9589	6796	11764	9336	
Maharashtra	6718	10296	9624	8259	
Odisha	5524	5990	6247	6743	
Rajasthan	6829	10096	9439	8748	
Uttar Pradesh	5290	5252	8335	7970	

Crop-wise State-wise Weighted Average* of Farm Harvest Prices of Principal Crops in India

(Rs.per Quintal)

Crop Name	Variety	Year	Season \$	Andaman & Nicobar	Andhra Pradesh	Assam	Bihar	Chandigarh	Chhattisgarh	Dadra & Nagar Haveli	Delhi	Goa	Gujarat	Haryana	Himachal Pradesh	Jammu & Kashmir	Jharkhand	Karnataka				
Arecanut	-	2017-18	-	15945	-	3104	-	-	-	-	-	21300	-	-	-	-	-	-				
			Kharif	-	-	-	-	-	-	-	-	-	-	-	-	-	-	-	-	30142		
			Rabi	-	-	-	-	-	-	-	-	-	-	-	-	-	-	-	-	-	33883	
			Summer	-	-	-	-	-	-	-	-	-	-	-	-	-	-	-	-	-	27044	
		2018-19	-	16167	-	-	-	-	-	-	-	-	-	22000	-	-	-	-	-	-	-	
			Kharif	-	-	-	-	-	-	-	-	-	-	-	-	-	-	-	-	-	-	28983
			Rabi	-	-	-	-	-	-	-	-	-	-	-	-	-	-	-	-	-	-	26438
			Summer	-	-	-	-	-	-	-	-	-	-	-	-	-	-	-	-	-	-	24175
		2019-20	-	17000	-	-	-	-	-	-	-	-	-	23000	-	-	-	-	-	-	-	-
			Summer	-	-	-	-	-	-	-	-	-	-	-	-	-	-	-	-	-	-	27725
		2020-21	-	15110	-	-	-	-	-	-	-	-	-	33400	-	-	-	-	-	-	-	-
			Kharif	-	-	-	-	-	-	-	-	-	-	-	-	-	-	-	-	-	-	34403
Summer	-	-	-	-	-	-	-	-	-	-	-	-	-	-	-	-	-	-	-	35376		
Bajra	-	2017-18	-	-	-	-	-	-	-	-	-	-	-	-	-	-	1269	-	-			
			Kharif	-	1243	-	1131	-	2871	-	-	-	-	1254	1426	-	-	-	-	-	1182	
			Rabi	-	1137	-	-	-	-	-	-	-	-	-	-	-	-	-	-	-	-	1098
			Summer	-	-	-	-	-	-	-	-	-	-	-	1135	-	-	-	-	-	-	-
		2018-19	-	-	-	-	-	1181	-	2600	-	-	-	-	-	-	-	-	1321	-	-	
			Kharif	-	1553	-	-	-	-	-	-	-	-	-	1500	1905	-	-	-	-	-	1497
			Rabi	-	2039	-	-	-	-	-	-	-	-	-	-	-	-	-	-	-	-	1781
			Summer	-	-	-	-	-	-	-	-	-	-	-	2206	-	-	-	-	-	-	-
		2019-20	-	-	-	-	-	-	-	3293	-	-	-	-	-	-	-	-	1365	-	-	
			Kharif	-	1872	-	1185	-	-	-	-	-	2000	-	1773	1937	-	-	-	6200	1725	
			Rabi	-	1908	-	-	-	-	-	-	-	-	-	-	-	-	-	-	-	-	
			Summer	-	-	-	-	-	-	-	-	-	-	-	1679	-	-	-	-	-	-	
2020-21	-	-	-	-	-	-	-	-	4257	-	-	-	-	-	-	-	2292	-	-			
	Kharif	-	1687	-	1187	-	-	-	-	-	2200	-	1444	1905	-	-	-	-	-	1352		
	Rabi	-	-	-	-	-	-	-	-	-	-	-	-	-	-	-	-	-	-	1392		
	Summer	-	-	-	-	-	-	-	-	-	-	-	1635	-	-	-	-	-	-	1785		
Banana	-	2017-18	-	-	-	-	-	-	-	-	-	-	-	-	-	-	-	-	-			
			Summer	-	-	-	-	-	-	-	-	-	-	-	-	-	-	-	-	-	1795	
		2018-19	-	-	-	-	-	-	-	-	-	-	450	-	-	-	-	-	-	-		
		2019-20	-	3947	-	-	-	-	-	-	-	-	450	-	-	-	-	-	-	-		

Crop-wise State-wise Weighted Average* of Farm Harvest Prices of Principal Crops in India

(Rs.per Quintal)

Crop Name	Variety	Year	Season \$	Kerala	Madhya Pradesh	Maharashtra	Manipur	Mizoram	Nagaland	Odisha	Puduchery	Punjab	Rajasthan	Tamil Nadu	Telangana	Tripura	Uttar Pradesh	Uttarakhand		
Arecanut		2017-18	-	-	-	-	-	4499	-	-	-	-	-	23626	-	-	-	-		
			Kharif	-	-	-	-	-	-	-	-	-	-	-	-	-	-	-	-	
			Rabi	-	-	-	-	-	-	-	-	-	-	-	-	-	-	-	-	
			Summer	-	-	-	-	-	-	-	-	-	-	-	-	-	-	-	-	
		2018-19	-	-	-	-	-	-	-	6326	-	-	-	-	-	25829	-	-	-	-
			Kharif	-	-	-	-	-	-	-	-	-	-	-	-	-	-	-	-	-
			Rabi	-	-	-	-	-	-	-	-	-	-	-	-	-	-	-	-	-
			Summer	-	-	-	-	-	-	-	-	-	-	-	-	-	-	-	-	-
		2019-20	-	-	-	-	-	-	-	6387	-	-	-	-	-	26632	-	-	-	-
			Summer	-	-	-	-	-	-	-	-	-	-	-	-	-	-	-	-	-
		2020-21	-	-	-	-	-	-	-	6395	-	-	-	-	-	39786	-	-	-	-
			Kharif	-	-	-	-	-	-	-	-	-	-	-	-	-	-	-	-	-
			Summer	-	-	-	-	-	-	-	-	-	-	-	-	-	-	-		
Bajra		2017-18	-	-	-	-	-	-	-	-	-	-	-	-	-	-	-	-		
			Kharif	-	1432	1282	-	-	-	-	-	-	-	1258	-	1628	-	1152	-	
			Rabi	-	-	-	-	-	-	-	-	-	-	-	-	2800	-	-	-	
			Summer	-	-	-	-	-	-	-	-	-	-	-	-	-	-	-	-	
		2018-19	-	-	-	-	-	-	-	-	-	-	-	-	1493	-	-	-	-	
			Kharif	-	1627	2018	-	-	-	-	-	-	-	-	-	-	2024	-	1599	-
			Rabi	-	-	-	-	-	-	-	-	-	-	-	-	-	2529	-	-	-
			Summer	-	-	-	-	-	-	-	-	-	-	-	-	-	-	-	-	
		2019-20	-	-	-	-	-	-	-	-	-	-	-	-	-	-	-	-	-	
			Kharif	-	1917	1664	-	-	-	-	-	-	-	1467	1828	2380	1836	-	1630	-
			Rabi	-	-	-	-	-	-	-	-	-	-	-	-	-	1366	-	-	-
			Summer	-	-	-	-	-	-	-	-	-	-	-	-	-	-	-	-	
2020-21	-	-	-	-	-	-	-	-	-	-	-	-	-	-	-	-	-			
	Kharif	-	1717	1429	-	-	-	-	-	-	-	1500	1467	2869	2066	-	1367	-		
	Rabi	-	-	-	-	-	-	-	-	-	-	-	-	-	1757	-	-	-		
	Summer	-	-	-	-	-	-	-	-	-	-	-	-	-	-	-	-			
Banana		2017-18	-	3686	-	-	2944	2631	-	-	-	-	-	-	-	-	-			
			Summer	-	-	-	-	-	-	-	-	-	-	-	-	-	-	-		
		2018-19	-	3671	-	-	3025	2781	-	-	-	-	-	-	-	-	-	-		
		2019-20	-	3166	-	-	-	-	3126	-	-	-	-	-	3209	-	-	-		

Crop-wise State-wise Weighted Average* of Farm Harvest Prices of Principal Crops in India

(Rs.per Quintal)

Crop Name	Variety	Year	Season \$	Andaman & Nicobar	Andhra Pradesh	Assam	Bihar	Chandigarh	Chhattisgarh	Dadra & Nagar Haveli	Delhi	Goa	Gujarat	Haryana	Himachal Pradesh	Jammu & Kashmir	Jharkhand	Karnataka		
Banana	-	2020-21	-	4112	-	-	-	-	-	-	-	450	-	-	-	-	-	-		
			Summer	-	-	-	-	-	-	-	-	-	-	-	-	-	-	-	3739	
Barley	-	2017-18	-	-	-	-	-	-	-	-	-	-	-	-	2071	1627	-	-		
			Rabi	-	-	-	1112	-	2448	-	-	-	-	-	1385	-	-	1527	-	
		2018-19	-	-	-	-	-	-	-	2487	-	-	-	-	-	2271	1672	-	-	
			Rabi	-	-	-	1272	-	-	-	-	-	-	-	1573	-	-	2706	-	
		2019-20	-	-	-	-	-	-	-	-	2291	-	-	-	-	-	-	1701	-	-
			Rabi	-	-	-	1259	-	-	-	-	-	-	-	-	1573	2211	-	2283	-
2020-21	-	-	-	-	-	-	-	-	1563	-	-	-	-	-	-	1888	-	-		
	Rabi	-	-	-	1212	-	-	-	-	-	-	-	-	1573	2365	-	2872	-		
Cashewnut	-	2017-18	-	-	-	-	-	-	-	-	-	16315	-	-	-	-	-	-		
			Summer	-	-	-	-	-	-	-	-	-	-	-	-	-	-	-	22549	
		2018-19	-	-	-	-	-	-	-	-	-	-	12500	-	-	-	-	-	-	
			Summer	-	-	-	-	-	-	-	-	-	-	-	-	-	-	-	-	10839
		2019-20	-	-	-	-	-	-	-	-	-	-	12000	-	-	-	-	-	-	
			Summer	-	-	-	-	-	-	-	-	-	-	-	-	-	-	-	-	8318
	Raw	2020-21	-	-	-	-	-	-	-	-	-	-	12400	-	-	-	-	-	-	
			Kharif	-	-	-	-	-	-	-	-	-	-	-	-	-	-	-	-	8500
		Summer	-	-	-	-	-	-	-	-	-	-	-	-	-	-	-	-	8422	
		2017-18	-	2750	-	-	-	-	-	-	-	-	-	-	-	-	-	-	-	
2018-19	-	2500	-	-	-	-	-	-	-	-	-	-	-	-	-	-	-			
2019-20	-	2500	-	-	-	-	-	-	-	-	-	-	-	-	-	-	-			
2020-21	-	3750	-	-	-	-	-	-	-	-	-	-	-	-	-	-	-			
Castor seed	-	2017-18	Kharif	-	3553	-	-	-	-	-	-	-	3872	-	-	-	-	-		
			Rabi	-	-	7716	-	-	-	-	-	-	-	-	-	-	-	-	-	
		2018-19	-	-	7733	-	-	-	-	3950	-	-	-	4804	-	-	-	-	-	
			Kharif	-	4577	-	-	-	-	-	-	-	-	-	-	-	-	-	-	-
		Rabi	-	-	-	-	-	-	-	-	-	-	-	-	-	-	-	-	-	
		2019-20	-	-	7743	-	-	-	-	5397	-	-	-	4007	-	-	-	-	-	
			Kharif	-	3614	-	-	-	-	-	-	-	-	-	-	-	-	-	-	3590
		Rabi	-	3614	-	-	-	-	-	-	-	-	-	-	-	-	-	-	2500	
2020-21	-	-	-	8064	-	-	-	2275	-	-	-	4063	-	-	-	-	-			
	Kharif	-	3748	-	-	-	-	-	-	-	-	-	-	-	-	-	-	3206		

Crop-wise State-wise Weighted Average* of Farm Harvest Prices of Principal Crops in India

(Rs.per Quintal)

Crop Name	Variety	Year	Season \$	Kerala	Madhya Pradesh	Maharashtra	Manipur	Mizoram	Nagaland	Odisha	Puduchery	Punjab	Rajasthan	Tamil Nadu	Telangana	Tripura	Uttar Pradesh	Uttarakhand	
Banana	-	2020-21	-	3015	-	-	-	3418	-	-	-	-	-	2785	-	-	-	-	
			Summer	-	-	-	-	-	-	-	-	-	-	-	-	-	-	-	-
Barley	-	2017-18	-	-	-	-	-	-	-	-	-	-	-	-	-	-	-	-	
			Rabi	-	1813	-	-	-	-	-	-	-	1487	1343	-	-	-	1568	1571
		2018-19	-	-	-	-	-	-	-	-	-	-	1488	-	-	-	-	-	-
			Rabi	-	1663	-	-	-	-	-	-	-	-	1600	-	-	-	-	1633
		2019-20	-	-	-	-	-	-	-	-	-	-	-	1526	-	-	-	-	-
			Rabi	-	1832	-	-	-	-	-	-	-	-	-	1491	-	-	-	1688
2020-21	-	-	-	-	-	-	-	-	-	-	-	1536	-	-	-	-	-		
	Rabi	-	1600	-	-	-	-	-	-	-	-	-	1600	-	-	-	1727	1910	
Cashewnut	-	2017-18	-	-	-	-	-	-	-	-	-	-	-	16609	-	-	-	-	
			Summer	-	-	-	-	-	-	-	-	-	-	-	-	-	-	-	
		2018-19	-	-	-	-	-	-	-	-	-	-	-	-	17560	-	-	-	-
			Summer	-	-	-	-	-	-	-	-	-	-	-	-	-	-	-	-
		2019-20	-	-	-	-	-	-	-	-	-	-	-	-	17983	-	-	-	-
			Summer	-	-	-	-	-	-	-	-	-	-	-	-	-	-	-	-
	Raw	-	2020-21	-	-	-	-	-	-	-	-	-	-	-	-	-	-	-	-
				Kharif	-	-	-	-	-	-	-	-	-	-	-	-	-	-	-
			2017-18	-	-	-	-	-	-	-	-	-	-	-	-	-	-	-	-
				2018-19	-	-	-	-	-	-	-	-	-	-	-	-	-	-	-
2019-20	-	-	-	-	-	-	-	-	-	-	-	-	-	-	-	-	-		
	2020-21	-	-	-	-	-	-	-	-	-	-	-	-	-	-	-	-		
Castor seed	-	2017-18	Kharif	-	-	3224	-	-	-	-	-	-	-	4445	3637	-	-	-	
			Rabi	-	-	-	-	-	-	-	-	-	-	4026	-	4102	-	-	
		2018-19	-	-	-	-	-	-	-	-	-	-	-	-	4556	-	-	-	
			Kharif	-	-	4004	-	-	-	-	-	-	-	-	-	4876	-	-	-
		2019-20	Rabi	-	-	-	-	-	-	-	-	-	-	4485	-	4353	-	-	-
			-	-	4675	3086	-	-	-	-	-	-	-	-	4732	-	-	-	-
		2020-21	Kharif	-	-	-	-	-	-	-	-	-	-	-	-	4492	-	-	-
			Rabi	-	-	-	-	-	-	-	-	-	-	4179	-	4925	-	-	-
2020-21	-	-	4874	3945	-	-	-	-	-	-	-	-	-	4454	-	-	-		
	Kharif	-	-	-	-	-	-	-	-	-	-	-	-	4331	-	-	-		

Crop-wise State-wise Weighted Average* of Farm Harvest Prices of Principal Crops in India

(Rs.per Quintal)

Crop Name	Variety	Year	Season \$	Andaman & Nicobar	Andhra Pradesh	Assam	Bihar	Chandigarh	Chhattisgarh	Dadra & Nagar Haveli	Delhi	Goa	Gujarat	Haryana	Himachal Pradesh	Jammu & Kashmir	Jharkhand	Karnataka		
	-	2020-21	Rabi	-	3748	-	-	-	-	-	-	-	-	-	-	-	-	-	3336	
Chilli	-	2017-18	-	-	-	-	-	-	-	-	-	-	-	5671	12265	8109	-	-		
			Kharif	-	-	-	-	-	-	-	-	-	-	-	-	-	-	-	-	
			Rabi	-	-	-	5518	-	-	-	-	-	-	-	-	-	-	-	-	-
		2018-19	-	-	-	-	-	-	-	-	-	-	-	-	-	12465	8148	8418	-	-
			Rabi	-	-	-	5648	-	-	-	-	-	-	-	-	-	-	-	-	-
		2019-20	-	-	-	-	-	-	-	-	-	-	-	-	-	9717	8180	4492	-	-
			Kharif	-	-	-	-	-	-	-	-	-	-	-	-	-	-	-	-	-
		2020-21	-	-	13671	-	-	-	-	-	-	-	-	-	-	5379	11683	13879	7194	-
			Kharif	-	-	-	-	-	-	-	-	-	-	-	-	-	-	-	-	-
			Rabi	-	-	-	5557	-	-	-	-	-	-	-	-	-	-	-	-	-
					Summer	-	-	-	-	-	-	-	-	-	-	-	-	-	7200	-
		Dry	2017-18	-	-	-	11640	-	-	-	10890	-	-	-	-	-	-	-	-	-
	Kharif			-	8376	-	-	-	-	-	-	-	-	-	-	-	-	-	-	10777
	Rabi			-	-	-	-	-	-	-	-	-	-	-	-	-	-	-	-	-
	2018-19		-	-	-	11715	-	-	-	-	11477	-	-	-	-	-	-	-	-	-
			Kharif	-	8195	-	-	-	-	-	-	-	-	-	-	-	-	-	-	-
	2019-20		Rabi	-	9310	-	-	-	-	-	-	-	-	-	-	-	-	-	-	-
			-	-	-	11735	-	-	-	-	10435	-	-	-	-	-	-	-	-	-
			Kharif	-	-	-	-	-	-	-	-	-	-	-	-	-	-	-	-	-
	2020-21		Rabi	-	12745	-	5677	-	-	-	-	-	-	-	-	-	-	-	-	-
			Summer	-	-	-	-	-	-	-	-	-	-	-	-	-	-	-	-	12019
			-	-	-	12693	-	-	-	-	10542	-	-	-	-	-	-	-	-	-
	2020-21		Kharif	-	13674	-	-	-	-	-	-	-	-	-	-	-	-	-	-	10014
		Rabi	-	13653	-	-	-	-	-	-	-	-	-	-	-	-	-	-	-	
Green	2017-18	-	14811	-	-	-	-	-	-	-	-	-	-	-	-	-	-	-		
		-	16889	-	-	-	-	-	-	-	-	-	-	-	-	-	-	2550		
	2018-19	Rabi	-	-	-	-	-	-	-	-	-	-	-	-	-	-	-	4100		
		-	17447	-	-	-	-	-	-	-	5587	-	-	-	-	-	-	3070		
	2019-20	Rabi	-	-	-	-	-	-	-	-	-	-	-	-	-	-	-	6059		
		-	18333	-	-	-	-	-	-	-	-	-	-	-	-	-	-	3200		
2020-21	Kharif	-	-	-	-	-	-	-	-	-	-	-	-	-	-	-	1519			
Coconut	-	2017-18	-	-	-	-	-	-	-	-	-	-	-	-	-	-	-	-		

Crop-wise State-wise Weighted Average* of Farm Harvest Prices of Principal Crops in India

(Rs.per Quintal)

Crop Name	Variety	Year	Season \$	Kerala	Madhya Pradesh	Maharashtra	Manipur	Mizoram	Nagaland	Odisha	Puduchery	Punjab	Rajasthan	Tamil Nadu	Telangana	Tripura	Uttar Pradesh	Uttarakhand		
	-	2020-21	Rabi	-	-	-	-	-	-	-	-	-	4690	-	4408	-	-	-		
Chilli	-	2017-18	-	-	-	-	38700	25463	-	-	-	-	-	10725	-	-	-	-		
			Kharif	-	-	-	-	-	-	-	-	-	-	8127	-	-	-	-	-	
			Rabi	-	-	-	-	-	-	-	-	-	-	-	-	-	-	-	-	-
		2018-19	-	-	9087	-	35125	25611	-	-	-	-	-	9636	9476	-	-	-	-	-
			Rabi	-	-	-	-	-	-	-	-	-	-	-	-	-	-	-	-	-
		2019-20	-	-	13482	-	-	27184	-	-	-	-	-	-	10528	-	-	-	-	-
			Kharif	-	-	-	-	-	-	-	-	-	-	9863	-	-	-	-	-	-
		2020-21	-	-	15862	-	-	29457	-	-	-	-	-	-	14157	-	-	-	-	-
			Kharif	-	-	-	-	-	-	-	-	-	-	6883	-	-	-	-	-	-
	Rabi		-	-	-	-	-	-	-	-	-	-	-	-	-	-	-	-	-	
				Summer	-	-	-	-	-	-	-	-	-	-	-	-	-	-	-	
	Dry	2017-18	-	-	-	-	-	-	-	-	-	-	-	-	-	-	-	-	-	
			Kharif	-	-	-	-	-	-	-	-	-	-	-	-	8566	-	-	-	
			Rabi	-	-	-	-	-	-	-	-	-	-	-	-	8735	-	-	-	
		2018-19	-	-	-	-	-	-	-	-	-	-	-	-	-	-	-	-	-	
			Kharif	-	-	-	-	-	-	-	-	-	-	-	-	8641	-	-	-	
		2019-20	Rabi	-	-	-	-	-	-	-	-	-	-	-	-	8318	-	-	-	
			-	-	-	-	-	-	-	-	-	-	-	-	-	-	-	-	-	
			Kharif	-	-	-	-	-	-	-	-	-	-	-	-	10739	-	-	-	
		2020-21	Rabi	-	-	-	-	-	-	-	-	-	-	-	-	9877	-	-	-	
			Summer	-	-	-	-	-	-	-	-	-	-	-	-	-	-	-	-	
	2020-21	-	-	-	-	-	-	-	-	-	-	-	-	-	-	-	-	-		
		Kharif	-	-	-	-	-	-	-	-	-	-	-	-	13638	-	-	-		
			Rabi	-	-	-	-	-	-	-	-	-	-	13791	-	-	-			
Green	2017-18	-	-	-	-	-	-	-	-	-	-	-	-	-	-	-	-	-		
		-	-	-	-	-	-	-	-	-	-	-	-	-	-	-	-	-		
		Rabi	-	-	-	-	-	-	-	-	-	-	-	-	-	-	-	-		
		-	-	-	-	-	-	-	-	-	-	-	-	-	-	-	-	-		
		Rabi	-	-	-	-	-	-	-	-	-	-	-	-	-	-	-	-		
2020-21	-	-	-	-	-	-	-	-	-	-	-	-	-	-	-	-	-			
	Kharif	-	-	-	-	-	-	-	-	-	-	-	-	-	-	-	-			
Coconut	-	2017-18	-	-	-	-	-	5005	-	-	-	-	-	-	-	-	-			

Crop-wise State-wise Weighted Average* of Farm Harvest Prices of Principal Crops in India

(Rs.per Quintal)

Crop Name	Variety	Year	Season \$	Andaman & Nicobar	Andhra Pradesh	Assam	Bihar	Chandigarh	Chhattisgarh	Dadra & Nagar Haveli	Delhi	Goa	Gujarat	Haryana	Himachal Pradesh	Jammu & Kashmir	Jharkhand	Karnataka			
Coconut		2017-18	Kharif	-	-	-	-	-	-	-	-	-	-	-	-	-	-	-	13645		
			Rabi	-	-	-	-	-	-	-	-	-	-	-	-	-	-	-	-	15340	
		2018-19	-	-	-	-	-	-	-	-	-	-	15000	-	-	-	-	-	-	-	-
			Kharif	-	-	-	-	-	-	-	-	-	-	-	-	-	-	-	-	-	13747
			Rabi	-	-	-	-	-	-	-	-	-	-	-	-	-	-	-	-	-	11571
		2019-20	Summer	-	-	-	-	-	-	-	-	-	-	-	-	-	-	-	-	-	10810
			-	-	-	1764	-	-	-	-	-	-	-	15000	-	-	-	-	-	-	-
		2020-21	Summer	-	-	-	-	-	-	-	-	-	-	-	-	-	-	-	-	-	11513
			-	-	-	1978	-	-	-	-	-	-	-	18000	-	-	-	-	-	-	-
		With husk		2017-18	-	-	-	-	-	-	-	-	-	-	-	-	-	-	-	-	-
	2019-20			-	-	-	-	-	-	-	-	-	-	-	-	-	-	-	-	-	-
	2020-21			-	-	-	-	-	-	-	-	-	-	-	-	-	-	-	-	-	-
	Cotton		2017-18	-	-	-	-	-	-	1484	-	-	-	-	-	-	-	-	-	-	-
				Kharif	-	4487	4720	-	-	-	-	-	-	-	-	-	-	-	-	-	-
Rabi				-	-	-	-	-	-	-	-	-	-	-	-	-	-	-	-	-	4353
2018-19			Summer	-	-	-	-	-	-	-	-	-	-	-	-	-	-	-	-	-	4266
			-	-	-	4733	-	-	-	-	1813	-	-	-	-	-	-	-	-	-	-
2019-20			Kharif	-	5033	-	-	-	-	-	-	-	-	-	-	-	-	-	-	-	5348
			Rabi	-	-	-	-	-	-	-	-	-	-	-	-	-	-	-	-	-	4495
2020-21			-	-	-	4777	-	-	-	-	-	-	-	-	-	-	-	-	-	-	-
			Kharif	-	4707	-	-	-	-	-	-	-	-	-	-	-	-	-	-	-	4941
2020-21			Rabi	-	4707	-	-	-	-	-	-	-	-	-	-	-	-	-	-	-	-
		-	-	-	5069	-	-	-	-	-	-	-	-	-	-	-	-	-	-	-	
American			2017-18	-	-	-	-	-	-	-	-	-	-	-	-	6007	-	-	-	-	
			2018-19	-	-	-	-	-	-	-	-	-	-	-	-	5476	-	-	-	-	
			2019-20	-	-	-	-	-	-	-	-	-	-	-	-	5477	-	-	-	-	
			2020-21	-	-	-	-	-	-	-	-	-	-	-	-	5477	-	-	-	-	
Desi			2017-18	-	-	-	-	-	-	-	-	-	-	-	5359	-	-	-	-	-	
				Kharif	-	-	-	-	-	-	-	-	-	-	3993	-	-	-	-	-	

Crop-wise State-wise Weighted Average* of Farm Harvest Prices of Principal Crops in India

(Rs.per Quintal)

Crop Name	Variety	Year	Season \$	Kerala	Madhya Pradesh	Maharashtra	Manipur	Mizoram	Nagaland	Odisha	Puduchery	Punjab	Rajasthan	Tamil Nadu	Telangana	Tripura	Uttar Pradesh	Uttarakhand	
Coconut		2017-18	Kharif	-	-	-	-	-	-	-	-	-	-	-	-	-	-	-	
			Rabi	-	-	-	-	-	-	-	-	-	-	-	-	-	-	-	-
		2018-19	-	-	-	-	-	4238	-	-	-	-	-	-	-	-	-	-	-
			Kharif	-	-	-	-	-	-	-	-	-	-	-	-	-	-	-	-
			Rabi	-	-	-	-	-	-	-	-	-	-	-	-	-	-	-	-
		2019-20	Summer	-	-	-	-	-	-	-	-	-	-	-	-	-	-	-	-
			Summer	-	-	-	-	-	-	4102	-	-	9586	-	-	-	-	-	-
		2020-21	-	-	-	-	-	-	-	4115	-	-	16087	-	-	-	-	-	-
			Kharif	-	-	-	-	-	-	-	-	-	-	-	-	-	-	-	-
		With husk		2017-18	-	-	-	-	-	-	-	-	-	-	-	3480	-	-	-
	2019-20			-	-	-	-	-	-	-	-	-	-	-	1495	-	-	-	
	2020-21			-	-	-	-	-	-	-	-	-	-	-	1715	-	-	-	
	Cotton		2017-18	-	-	4236	-	-	-	-	-	4125	-	-	5169	-	-	-	
				Kharif	-	-	-	-	-	-	-	-	-	5001	-	4414	-	4470	
Rabi				-	-	-	-	-	-	-	-	-	-	-	-	-	-		
2018-19			Summer	-	-	-	-	-	-	-	-	-	-	-	-	-	-	-	
			-	-	-	4903	-	-	-	-	-	4499	-	5506	5269	-	-	-	
2019-20			Kharif	-	-	-	-	-	-	-	-	-	-	-	5200	-	-	-	
			Rabi	-	-	-	-	-	-	-	-	-	-	-	-	-	-		
2020-21			-	-	-	5188	-	-	-	-	-	4625	-	-	5470	-	-	-	
			Kharif	-	-	-	-	-	-	-	-	-	-	5407	-	5081	-	-	
American				2017-18	-	-	-	-	-	-	-	-	-	4591	-	-	-	-	
		2018-19		-	-	-	-	-	-	-	-	-	5258	-	-	-	-		
		2019-20		-	-	-	-	-	-	-	-	-	5386	-	-	-	-		
Desi			2020-21	-	-	-	-	-	-	-	-	6085	-	-	-	-			
			2017-18	-	-	-	-	-	-	-	-	-	4708	-	-	-	-		
			2017-18	Kharif	-	-	-	-	-	-	-	-	-	-	-	-	-		
				Rabi	-	-	-	-	-	-	-	-	-	-	-	-	-		

Crop-wise State-wise Weighted Average* of Farm Harvest Prices of Principal Crops in India

(Rs.per Quintal)

Crop Name	Variety	Year	Season \$	Andaman & Nicobar	Andhra Pradesh	Assam	Bihar	Chandigarh	Chhattisgarh	Dadra & Nagar Haveli	Delhi	Goa	Gujarat	Haryana	Himachal Pradesh	Jammu & Kashmir	Jharkhand	Karnataka			
Cotton	Desi	2018-19	-	-	-	-	-	-	-	-	-	-	3638	5300	-	-	-	-			
		2019-20	-	-	-	-	-	-	-	-	-	-	-	2880	5500	-	-	-	-		
		2020-21	-	-	-	-	-	-	-	-	-	-	-	-	5300	-	-	-	-		
	Hybrid	2017-18	Kharif	-	-	-	-	-	-	-	-	-	-	4554	-	-	-	-	-		
		2018-19	-	-	-	-	-	-	-	-	-	-	-	4981	-	-	-	-	-		
		2019-20	-	-	-	-	-	-	-	-	-	-	-	4499	-	-	-	-	-		
			Rabi	-	-	-	-	-	-	-	-	-	-	-	-	-	-	-	-	5544	
		2020-21	-	-	-	-	-	-	-	-	-	-	-	-	4979	-	-	-	-	-	
			Kharif	-	-	-	-	-	-	-	-	-	-	-	-	-	-	-	-	-	5043
	Lint	2020-21	Rabi	-	-	-	-	-	-	-	-	-	-	-	-	-	-	-	-	5200	
Kharif			-	-	-	-	-	-	-	-	-	-	-	-	-	-	-	-	-	-	
Ginger	-	2017-18	-	9167	-	-	-	-	-	-	-	-	-	-	7087	-	-	-			
			Kharif	-	-	-	-	-	-	-	-	-	-	-	-	-	-	-	-	1078	
			Rabi	-	-	-	3276	-	5238	-	-	-	-	-	-	-	-	-	8889	-	
		2018-19	-	17778	-	4182	-	-	-	-	-	-	-	-	-	7287	-	-	-	-	
			Kharif	-	-	-	-	-	-	-	-	-	-	-	-	-	-	-	-	-	2500
			Rabi	-	-	-	3333	-	-	-	-	-	-	-	-	-	-	-	-	9960	-
		2019-20	Summer	-	-	-	-	-	-	-	-	-	-	-	-	-	-	-	-	-	1274
			-	18723	-	4208	-	-	-	-	-	-	-	-	-	-	6611	-	9110	-	
			Kharif	-	-	-	-	-	-	-	-	-	-	-	-	-	-	-	-	-	
		2020-21	Rabi	-	-	-	3380	-	-	-	-	-	-	-	-	-	-	-	-	-	
			-	17389	-	4706	-	-	-	-	-	-	-	-	-	-	6984	-	-	-	
			Kharif	-	-	-	-	-	-	-	-	-	-	-	-	-	-	-	-	-	1835
	Dry	2020-21	Rabi	-	-	-	3392	-	-	-	-	-	-	-	-	-	-	-	8667	-	
			Summer	-	-	-	-	-	-	-	-	-	-	-	-	-	-	-	-	-	2211
			2017-18	-	-	-	-	-	-	-	-	-	-	-	-	-	-	-	-	-	-
			2018-19	-	-	-	-	-	-	-	-	-	-	-	-	-	-	-	-	-	-
Fresh	2019-20	2020-21	-	-	-	-	-	-	-	-	-	-	-	-	-	-	-	-	-		
		2017-18	-	-	-	-	-	-	-	-	-	-	-	-	-	-	-	-	-		
		2018-19	-	-	-	-	-	-	-	8221	-	-	-	-	-	-	-	-	-		
		2019-20	-	-	-	-	-	-	-	9055	-	-	-	-	-	-	-	-	-		
2020-21	2020-21	-	-	-	-	-	-	-	8552	-	-	-	-	-	-	-	-	-			

Crop-wise State-wise Weighted Average* of Farm Harvest Prices of Principal Crops in India

(Rs.per Quintal)

Crop Name	Variety	Year	Season \$	Kerala	Madhya Pradesh	Maharashtra	Manipur	Mizoram	Nagaland	Odisha	Puduchery	Punjab	Rajasthan	Tamil Nadu	Telangana	Tripura	Uttar Pradesh	Uttarakhand	
Cotton	Desi	2018-19	-	-	-	-	-	-	-	-	-	5485	-	-	-	-	-	-	
		2019-20	-	-	-	-	-	-	-	-	-	5437	-	-	-	-	-	-	
		2020-21	-	-	-	-	-	-	-	-	-	5721	-	-	-	-	-	-	
	Hybrid	2017-18	Kharif	-	-	-	-	-	-	-	-	-	-	-	-	-	-	-	-
		2018-19	-	-	-	-	-	-	-	-	-	-	-	-	-	-	-	-	-
		2019-20	-	-	-	-	-	-	-	-	-	-	-	-	-	-	-	-	-
			Rabi	-	-	-	-	-	-	-	-	-	-	-	-	-	-	-	-
		2020-21	-	-	-	-	-	-	-	-	-	-	-	-	-	-	-	-	-
			Kharif	-	-	-	-	-	-	-	-	-	-	-	-	-	-	-	-
	Lint	2020-21	Rabi	-	-	-	-	-	-	-	-	-	-	-	-	-	-	-	
Kharif			-	-	-	-	-	-	-	-	-	-	9453	-	-	-	-		
Ginger	-	2017-18	-	-	-	-	1890	1653	3500	-	-	-	-	-	-	-	-	-	
			Kharif	-	-	-	-	-	-	-	-	-	-	3635	-	-	-	-	
			Rabi	-	-	-	-	-	-	-	-	-	-	-	-	-	-	-	
		2018-19	-	-	-	-	1892	2077	3500	-	-	-	-	5193	-	-	-	-	-
			Kharif	-	-	-	-	-	-	-	-	-	-	-	-	-	-	-	-
			Rabi	-	-	-	-	-	-	-	-	-	-	-	-	-	-	-	-
		2019-20	Summer	-	-	-	-	-	-	-	-	-	-	-	-	-	-	-	-
			-	-	-	-	-	2534	4000	-	-	-	-	-	-	-	-	-	-
			Kharif	-	-	-	-	-	-	-	-	-	-	4930	-	-	-	-	5908
		2020-21	Rabi	-	-	-	-	-	-	-	-	-	-	-	-	-	-	-	-
			-	-	-	-	-	2426	4000	-	-	-	-	-	-	-	-	-	-
			Kharif	-	-	-	-	-	-	-	-	-	-	6489	-	-	-	-	7362
	Dry	2020-21	Rabi	-	-	-	-	-	-	-	-	-	-	-	-	-	-	-	
			Summer	-	-	-	-	-	-	-	-	-	-	-	-	-	-	-	
			-	-	8505	-	-	-	-	-	-	-	-	-	-	-	-	-	
			2018-19	-	14016	-	-	-	-	-	-	-	-	-	-	-	-	-	
Fresh	2019-20	2019-20	-	13515	-	-	-	-	-	-	-	-	-	-	-	-	-		
		2020-21	-	11491	-	-	-	-	-	-	-	-	-	-	-	-	-		
		2017-18	-	-	4449	-	-	-	-	-	-	-	-	-	-	-	-		
		2018-19	-	-	6957	-	-	-	-	-	-	-	-	-	-	-	-		
2020-21	2019-20	-	-	7674	-	-	-	-	-	-	-	-	-	-	-	-			
	2020-21	-	-	4982	-	-	-	-	-	-	-	-	-	-	-	-			

Crop-wise State-wise Weighted Average* of Farm Harvest Prices of Principal Crops in India

(Rs.per Quintal)

Crop Name	Variety	Year	Season \$	Andaman & Nicobar	Andhra Pradesh	Assam	Bihar	Chandigarh	Chhattisgarh	Dadra & Nagar Haveli	Delhi	Goa	Gujarat	Haryana	Himachal Pradesh	Jammu & Kashmir	Jharkhand	Karnataka			
Gram		2017-18	-	-	-	-	-	-	-	-	-	-	3842	-	7635	2700	-	-			
			Kharif	-	-	-	-	-	-	-	-	-	-	-	-	-	-	-	-	4099	
			Rabi	-	-	4677	3758	-	4446	-	-	-	-	-	3842	5417	-	-	5330	-	
		2018-19	-	-	4716	-	-	-	-	-	-	-	-	-	4090	-	7835	-	-	-	
			Rabi	-	4600	-	3836	-	5048	-	-	-	-	-	-	5038	-	-	5782	-	
		2019-20	-	-	4729	-	-	-	-	-	-	-	-	-	3926	-	7177	1500	-	-	
			Rabi	-	4060	-	4217	-	5614	-	-	-	-	-	-	4944	-	-	5269	-	
		2020-21	-	-	5213	-	-	-	-	-	-	-	-	-	4241	-	7820	1587	-	-	
			Kharif	-	-	-	-	-	-	-	-	-	-	-	-	-	-	-	-	-	4779
			Rabi	-	4717	-	4224	-	5670	-	-	-	-	-	-	5038	-	-	5691	4578	
Bengalgram		2017-18	Summer	-	-	-	-	-	-	-	-	-	-	-	-	-	-	-	4005		
			Rabi	-	-	-	-	-	-	-	-	-	-	-	-	-	-	-	-	3685	
		2019-20	Rabi	-	-	-	-	-	-	-	-	-	-	-	-	-	-	-	-	3983	
Ground Nut		2017-18	-	8000	-	-	-	-	-	-	-	-	-	-	-	7835	-	-	-		
			Kharif	-	4056	-	6612	-	5959	-	-	-	-	-	3500	4520	-	-	4050	3550	
			Rabi	-	3960	-	-	-	-	-	-	-	-	-	3476	-	-	-	-	3728	
			Summer	-	-	-	-	-	-	-	-	-	-	-	-	-	-	-	-	3635	
		2018-19	-	15000	-	-	6826	-	5149	-	-	-	-	-	-	4409	8035	-	-	-	
			Kharif	-	4426	-	-	-	-	-	-	-	-	-	4045	-	-	-	7360	3869	
			Rabi	-	4754	-	-	-	-	-	-	-	-	-	3452	-	-	-	-	4081	
			Summer	-	-	-	-	-	-	-	-	-	-	-	-	-	-	-	-	4104	
		2019-20	-	15000	-	-	-	-	-	5865	-	-	-	-	-	4409	7951	-	3853	-	
			Kharif	-	5028	-	6859	-	-	-	-	-	-	-	4244	-	-	-	6388	4438	
			Rabi	-	5641	-	-	-	-	-	-	-	-	-	4532	-	-	-	-	4607	
			Summer	-	-	-	-	-	-	-	-	-	-	-	-	-	-	-	-	5060	
		2020-21	-	15000	-	-	-	-	-	6405	-	-	-	-	-	-	7990	-	4769	-	
Kharif	-		4414	-	6803	-	-	-	-	-	-	-	4796	4409	-	-	-	4261			
Rabi	-		6042	-	-	-	-	-	-	-	-	-	-	-	-	-	-	5703			
Summer	-		-	-	-	-	-	-	-	-	-	-	5067	-	-	-	-	5236			
Jowar		2017-18	-	-	-	-	-	-	-	-	-	-	-	-	-	1800	-	-			
			Kharif	-	1854	-	871	-	2363	-	-	-	-	2195	3498	-	-	-	-		
			Rabi	-	1318	-	-	-	-	-	-	-	-	-	-	-	-	-	-		
		2018-19	-	-	-	-	906	-	-	-	-	-	-	2332	-	-	-	-			

Crop-wise State-wise Weighted Average* of Farm Harvest Prices of Principal Crops in India

(Rs.per Quintal)

Crop Name	Variety	Year	Season \$	Kerala	Madhya Pradesh	Maharashtra	Manipur	Mizoram	Nagaland	Odisha	Puduchery	Punjab	Rajasthan	Tamil Nadu	Telangana	Tripura	Uttar Pradesh	Uttarakhand		
Gram		2017-18	-	-	-	-	-	-	-	-	5739	-	-	7590	-	7466	-	-		
			Kharif	-	-	-	-	-	-	-	-	-	-	-	-	-	3655	-	-	-
			Rabi	-	3984	3646	-	-	-	-	-	-	-	6000	3783	-	4323	-	3994	-
		2018-19	-	-	-	-	-	-	-	-	-	-	-	3825	-	6803	-	7417	-	-
			Rabi	-	4231	4009	-	-	-	-	-	-	-	-	4009	-	4329	-	4925	-
		2019-20	-	-	-	3923	-	-	-	-	-	-	-	3950	-	-	-	-	-	-
			Rabi	-	4474	-	-	-	-	-	-	-	-	-	4002	6354	4419	-	4381	4620
		2020-21	-	-	-	4563	-	-	-	-	-	-	-	4137	-	-	-	-	-	-
			Kharif	-	-	-	-	-	-	-	-	-	-	-	-	-	-	-	-	-
			Rabi	-	5027	-	-	-	-	-	-	-	-	-	4738	6396	4720	-	4929	5416
		Bengalgram		2017-18	Rabi	-	-	-	-	-	-	-	-	-	-	-	-	-	-	-
					2019-20	Rabi	-	-	-	-	-	-	-	-	-	-	-	-	-	-
Ground Nut		2017-18	-	-	-	-	-	-	-	-	6337	-	-	6581	-	-	-	-		
			Kharif	-	4835	3883	-	-	-	-	4090	-	3650	3716	-	3861	-	3872	5625	
			Rabi	-	-	-	-	-	-	-	-	-	-	-	-	4020	-	-	-	
			Summer	-	-	-	-	-	-	-	-	-	-	-	-	-	-	-	-	
		2018-19	-	-	-	-	-	-	-	-	-	4265	3850	4018	5837	-	-	-	-	
			Kharif	-	4400	4841	-	-	-	-	4098	-	-	-	-	-	4262	-	3853	-
			Rabi	-	-	-	-	-	-	-	-	-	-	-	-	4659	-	-	-	
		2019-20	Summer	-	-	-	-	-	-	-	-	-	-	-	-	-	-	-	-	
			-	-	-	4556	-	-	-	-	4244	4524	5090	-	-	-	-	-	-	
			Kharif	-	4857	-	-	-	-	-	-	-	-	5047	5527	5072	-	4081	7778	
		2020-21	Rabi	-	-	-	-	-	-	-	-	-	-	-	-	4627	-	-	-	
			Summer	-	-	-	-	-	-	-	-	-	-	-	-	-	-	-	-	
			-	-	-	4578	-	-	-	-	4576	4628	4500	-	-	-	-	-	-	
			Kharif	-	5219	-	-	-	-	-	-	-	-	4976	5741	4489	-	4966	6193	
		Jowar		2017-18	Rabi	-	1535	-	-	-	-	-	-	-	-	-	2271	-	-	
Kharif	-				2015	1690	-	-	-	-	-	-	-	1591	-	2447	-	1426		
-	-				-	-	-	-	-	-	-	-	-	1844	-	-	-	-		

Crop-wise State-wise Weighted Average* of Farm Harvest Prices of Principal Crops in India

(Rs.per Quintal)

Crop Name	Variety	Year	Season \$	West Bengal
Gram	-	2017-18	-	-
			Kharif	-
			Rabi	5279
		2018-19	-	-
			Rabi	4584
		2019-20	-	-
			Rabi	5607
		2020-21	-	-
			Kharif	-
			Rabi	5709
Bengalgram	-	2017-18	Rabi	-
			2019-20	Rabi
Ground Nut	-	2017-18	-	-
			Kharif	-
			Rabi	-
			Summer	-
		2018-19	-	-
			Kharif	-
			Rabi	-
		2019-20	Summer	-
			-	-
			Kharif	-
		2020-21	Rabi	-
			Summer	-
-	-			
Kharif	-			
2020-21	Rabi	-		
	Summer	-		
	-	-		
Jowar	-	2017-18	-	-
			Kharif	-
			Rabi	-
		2018-19	-	-

Crop-wise State-wise Weighted Average* of Farm Harvest Prices of Principal Crops in India

(Rs.per Quintal)

Crop Name	Variety	Year	Season \$	Andaman & Nicobar	Andhra Pradesh	Assam	Bihar	Chandigarh	Chhattisgarh	Dadra & Nagar Haveli	Delhi	Goa	Gujarat	Haryana	Himachal Pradesh	Jammu & Kashmir	Jharkhand	Karnataka			
Jowar	-	2018-19	Kharif	-	1900	-	-	-	2800	1566	-	-	-	2236	-	-	-	-			
			Rabi	-	1915	-	-	-	2584	-	-	-	-	-	-	-	-	-	-		
			Summer	-	-	-	-	-	-	-	-	-	-	-	-	-	-	-	-	2223	
		2019-20	-	-	-	-	-	-	-	-	-	1834	-	-	3153	2235	-	-	-	-	
			Kharif	-	2495	-	906	-	2680	-	-	-	-	-	-	-	-	-	-	-	
			Rabi	-	1659	-	-	-	-	-	-	-	-	-	-	-	-	-	-	-	
			-	-	-	-	-	-	-	-	-	-	-	-	2771	2236	-	-	-	-	
			Kharif	-	2409	-	902	-	3158	-	-	-	-	-	-	-	-	-	-	-	
		2020-21	Rabi	-	1992	-	-	-	-	3970	-	-	-	-	-	-	-	-	-	-	
			-	-	-	-	-	-	-	-	-	-	-	-	-	-	-	-	-	-	
			Kharif	-	-	-	-	-	-	-	-	-	-	-	-	-	-	-	-	-	
			Rabi	-	-	-	-	-	-	-	-	-	-	-	-	-	-	-	-	-	
	HYV	2017-18	Rabi	-	-	-	-	-	-	-	-	-	-	-	-	-	-	-	-	2177	
			2018-19	Rabi	-	-	-	-	-	-	-	-	-	-	-	-	-	-	-	-	2081
		2019-20	Kharif	-	-	-	-	-	-	-	-	-	-	-	-	-	-	-	-	-	2213
			Rabi	-	-	-	-	-	-	-	-	-	-	-	-	-	-	-	-	-	2628
			Summer	-	-	-	-	-	-	-	-	-	-	-	-	-	-	-	-	-	1729
		2020-21	Kharif	-	-	-	-	-	-	-	-	-	-	-	-	-	-	-	-	-	1992
			Rabi	-	-	-	-	-	-	-	-	-	-	-	-	-	-	-	-	-	2866
			Summer	-	-	-	-	-	-	-	-	-	-	-	-	-	-	-	-	-	3825
		Local	2017-18	Kharif	-	-	-	-	-	-	-	-	-	-	-	-	-	-	-	-	1636
2018-19				Kharif	-	-	-	-	-	-	-	-	-	-	-	-	-	-	-	-	1692
2019-20			Kharif	-	-	-	-	-	-	-	-	-	-	-	-	-	-	-	-	-	2361
			Rabi	-	-	-	-	-	-	-	-	-	-	-	-	-	-	-	-	-	2012
2020-21	Kharif		-	-	-	-	-	-	-	-	-	-	-	-	-	-	-	-	-	1498	
	Rabi		-	-	-	-	-	-	-	-	-	-	-	-	-	-	-	-	-	1651	
Summer	-	-	-	-	-	-	-	-	-	-	-	-	-	-	-	-	-	1707			
Jute	-	2017-18	-	-	-	-	-	-	-	-	-	-	-	-	-	-	-	-	-		
			Kharif	-	-	2092	3171	-	-	-	-	-	-	-	-	-	-	-	-	-	
		2018-19	-	-	-	2105	-	-	-	-	-	-	-	-	-	-	-	-	8925	-	
			Kharif	-	-	-	3257	-	-	-	-	-	-	-	-	-	-	-	-	-	
		2019-20	-	-	-	2130	-	-	-	-	-	-	-	-	-	-	-	-	2310	-	
			Kharif	-	-	-	3185	-	-	-	-	-	-	-	-	-	-	-	-	-	
2020-21		-	-	-	2291	-	-	-	-	-	-	-	-	-	-	-	-	-	-		
		Kharif	-	-	-	3157	-	-	-	-	-	-	-	-	-	-	-	-	-		
Linseed		-	2017-18	-	-	-	-	-	-	-	-	-	-	-	-	7413	5338	-	-		

Crop-wise State-wise Weighted Average* of Farm Harvest Prices of Principal Crops in India

(Rs.per Quintal)

Crop Name	Variety	Year	Season \$	Kerala	Madhya Pradesh	Maharashtra	Manipur	Mizoram	Nagaland	Odisha	Puduchery	Punjab	Rajasthan	Tamil Nadu	Telangana	Tripura	Uttar Pradesh	Uttarakhand				
Jowar	-	2018-19	Kharif	-	2100	2447	-	-	-	-	-	-	-	-	2713	-	2239	-				
			Rabi	-	1930	-	-	-	-	-	-	-	-	-	-	2450	-	-	-			
			Summer	-	-	-	-	-	-	-	-	-	-	-	-	-	-	-	-	-		
		2019-20	-	-	-	-	-	-	-	-	-	-	-	-	-	-	-	-	-	-		
			Kharif	-	2610	2313	-	-	-	-	-	-	-	-	2103	3112	1655	-	1949	-		
			Rabi	-	1930	-	-	-	-	-	-	-	-	-	-	-	2241	-	-	-		
		2020-21	-	-	-	-	-	-	-	-	-	-	-	-	-	-	-	-	-	-		
			Kharif	-	2582	1775	-	-	-	-	-	-	-	-	1895	3079	2925	-	1799	-		
			Rabi	-	2400	-	-	-	-	-	-	-	-	-	-	-	2550	-	-	-		
		HYV	2017-18	Rabi	-	-	-	-	-	-	-	-	-	-	-	-	-	-	-	-	-	
				2018-19	Rabi	-	-	-	-	-	-	-	-	-	-	-	-	-	-	-	-	-
			2019-20	Kharif	-	-	-	-	-	-	-	-	-	-	-	-	-	-	-	-	-	-
	Rabi			-	-	-	-	-	-	-	-	-	-	-	-	-	-	-	-	-	-	
	Summer			-	-	-	-	-	-	-	-	-	-	-	-	-	-	-	-	-	-	
	2020-21		Kharif	-	-	-	-	-	-	-	-	-	-	-	-	-	-	-	-	-	-	
			Rabi	-	-	-	-	-	-	-	-	-	-	-	-	-	-	-	-	-	-	
			Summer	-	-	-	-	-	-	-	-	-	-	-	-	-	-	-	-	-	-	
	Local		2017-18	Kharif	-	-	-	-	-	-	-	-	-	-	-	-	-	-	-	-	-	
				2018-19	Kharif	-	-	-	-	-	-	-	-	-	-	-	-	-	-	-	-	-
			2019-20	Kharif	-	-	-	-	-	-	-	-	-	-	-	-	-	-	-	-	-	-
				Rabi	-	-	-	-	-	-	-	-	-	-	-	-	-	-	-	-	-	-
		2020-21	Kharif	-	-	-	-	-	-	-	-	-	-	-	-	-	-	-	-	-	-	
			Rabi	-	-	-	-	-	-	-	-	-	-	-	-	-	-	-	-	-	-	
	Summer	-	-	-	-	-	-	-	-	-	-	-	-	-	-	-	-	-	-			
Jute	-	2017-18	-	-	-	-	-	-	-	-	-	-	-	-	-	-	-	-	-			
			Kharif	-	-	-	-	-	-	-	3122	-	-	-	-	-	-	-	-	-		
		2018-19	-	-	-	-	-	-	-	-	-	-	-	-	-	-	-	-	-	-		
			Kharif	-	-	-	-	-	-	-	3980	-	-	-	-	-	-	-	-	-		
		2019-20	-	-	-	-	-	-	-	-	3847	-	-	-	-	-	-	-	-	-		
			Kharif	-	-	-	-	-	-	-	-	-	-	-	-	-	-	-	-	-		
2020-21		-	-	-	-	-	-	-	-	3924	-	-	-	-	-	-	-	-	-			
		Kharif	-	-	-	-	-	-	-	-	-	-	-	-	-	-	-	-	-			
Linseed		-	2017-18	-	-	-	-	-	-	-	-	-	-	-	-	-	-	-	-			

Crop-wise State-wise Weighted Average* of Farm Harvest Prices of Principal Crops in India

(Rs.per Quintal)

Crop Name	Variety	Year	Season \$	West Bengal
Jowar	-	2018-19	Kharif	-
			Rabi	-
			Summer	-
		2019-20	-	-
			Kharif	-
			Rabi	-
		2020-21	-	-
			Kharif	-
			Rabi	-
	HYV	2017-18	Rabi	-
			2018-19	Rabi
		2019-20	Kharif	-
			Rabi	-
		2020-21	Summer	-
			Kharif	-
	Local	2017-18	Rabi	-
			2018-19	Rabi
		2019-20	Kharif	-
			Rabi	-
		2020-21	Kharif	-
			Rabi	-
Jute	-	2017-18	-	4356
			Kharif	-
		2018-19	-	4148
			Kharif	-
		2019-20	-	4179
			Kharif	-
2020-21	-	4766		
	Kharif	-		
Linseed	-	2017-18	-	-

Crop-wise State-wise Weighted Average* of Farm Harvest Prices of Principal Crops in India

(Rs.per Quintal)

Crop Name	Variety	Year	Season \$	Andaman & Nicobar	Andhra Pradesh	Assam	Bihar	Chandigarh	Chhattisgarh	Dadra & Nagar Haveli	Delhi	Goa	Gujarat	Haryana	Himachal Pradesh	Jammu & Kashmir	Jharkhand	Karnataka			
Linseed	-	2017-18	Rabi	-	-	3283	3093	-	-	-	-	-	-	-	-	-	-	-			
		2018-19	-	-	-	3324	-	-	-	-	-	-	-	-	-	7613	5182	-	-		
			Rabi	-	-	-	3414	-	-	-	-	-	-	-	-	-	-	-	-	-	
		2019-20	-	-	-	3346	-	-	4042	-	-	-	-	-	-	8582	5567	-	-		
			Rabi	-	-	-	3629	-	-	-	-	-	-	-	-	-	-	-	-	-	
		2020-21	-	-	-	3567	-	-	-	-	-	-	-	-	-	8599	9095	-	-		
Rabi	-		-	-	3620	-	-	-	-	-	-	-	-	-	-	-	5774	-			
Maize	-	2017-18	-	3750	-	-	-	1225	-	-	-	-	-	-	1887	1362	-	-			
			Kharif	-	1248	1125	1099	-	1470	-	-	-	-	1800	-	-	-	1460	-		
			Rabi	-	1160	-	1141	-	-	-	-	-	1376	-	-	-	-	1316	-		
		2018-19	-	3750	-	1139	-	1800	-	-	-	-	-	1851	1850	2087	1425	1503	-		
			Kharif	-	1367	-	1122	-	1527	-	-	-	-	-	-	-	-	-	1543	-	
			Rabi	-	1984	-	1230	-	-	-	-	-	-	-	-	-	-	-	1428	-	
			Summer	-	-	-	1216	-	-	-	-	-	-	-	-	-	-	-	-	-	
		2019-20	-	4000	-	1145	-	1500	-	-	-	-	-	-	1680	1979	2038	1447	1529	-	
			Kharif	-	1879	-	1340	-	1896	-	-	-	-	-	-	-	-	-	1482	-	
			Rabi	-	1562	-	1238	-	-	-	-	-	-	-	-	-	-	-	-	-	
			Summer	-	-	-	1243	-	-	-	-	-	-	-	-	-	-	-	-	-	
		2020-21	-	4915	-	1284	-	1660	-	-	-	-	-	-	1576	-	2106	1958	1640	-	
	Kharif		-	1639	-	1421	-	1962	-	-	-	-	-	-	1850	-	-	-	-		
	Rabi		-	1632	-	1312	-	-	-	-	-	-	-	-	-	-	-	2097	-		
	HB	-	2017-18	Summer	-	-	-	-	-	-	-	-	-	-	-	-	-	-	-	1283	
				Kharif	-	-	-	-	-	-	-	-	-	-	-	-	-	-	-	-	1241
				Rabi	-	-	-	-	-	-	-	-	-	-	-	-	-	-	-	-	1266
			2018-19	Kharif	-	-	-	-	-	-	-	-	-	-	-	-	-	-	-	-	-
Rabi				-	-	-	-	-	-	-	-	-	-	-	-	-	-	-	-	-	1732
Summer				-	-	-	-	-	-	-	-	-	-	-	-	-	-	-	-	-	1835
2019-20			Kharif	-	-	-	-	-	-	-	-	-	-	-	-	-	-	-	-	-	1827
			Rabi	-	-	-	-	-	-	-	-	-	-	-	-	-	-	-	-	-	1751
			Summer	-	-	-	-	-	-	-	-	-	-	-	-	-	-	-	-	-	1398
2020-21	Kharif	-	-	-	-	-	-	-	-	-	-	-	-	-	-	-	-	-	1376		
	Rabi	-	-	-	-	-	-	-	-	-	-	-	-	-	-	-	-	-	1548		

Crop-wise State-wise Weighted Average* of Farm Harvest Prices of Principal Crops in India

(Rs.per Quintal)

Crop Name	Variety	Year	Season \$	Kerala	Madhya Pradesh	Maharashtra	Manipur	Mizoram	Nagaland	Odisha	Puduchery	Punjab	Rajasthan	Tamil Nadu	Telangana	Tripura	Uttar Pradesh	Uttarakhand		
Linseed	-	2017-18	Rabi	-	4156	3947	-	-	-	-	-	-	3696	-	-	-	4119	-		
		2018-19	-	-	-	-	-	-	-	-	-	-	-	-	-	-	-	-	-	
			Rabi	-	4219	4456	-	-	-	-	-	-	-	-	3710	-	-	-	4119	-
		2019-20	-	-	-	4535	-	-	-	-	-	-	-	-	-	-	-	-	-	-
			Rabi	-	4747	-	-	-	-	-	-	-	-	-	4201	-	-	-	4054	-
		2020-21	-	-	-	5457	-	-	-	-	-	-	-	9000	-	-	-	-	-	-
Rabi	-		5369	-	-	-	-	-	-	-	-	-	5256	-	-	-	5246	-		
Maize	-	2017-18	-	-	-	-	-	2670	1400	-	-	-	-	1886	-	2737	-	-		
			Kharif	-	1415	1207	1929	-	-	-	-	1428	1294	-	1341	-	1492	1507	-	
			Rabi	-	-	-	-	-	-	-	1322	-	-	-	-	1304	-	-	-	-
		2018-19	-	-	-	-	-	3039	1600	-	-	-	1302	1515	2062	-	3471	-	-	-
			Kharif	-	1480	1773	1650	-	-	-	-	-	-	-	-	1538	-	2350	-	-
			Rabi	-	-	-	-	-	-	-	1393	-	-	-	-	1852	-	-	-	-
			Summer	-	-	-	-	-	-	-	-	-	-	-	-	-	-	-	-	-
		2019-20	-	-	-	-	-	3316	-	1388	-	1647	-	-	-	-	-	2500	-	-
			Kharif	-	1862	1494	1950	-	1600	-	-	-	-	1828	2302	1771	-	1683	2023	-
			Rabi	-	-	-	2020	-	-	-	-	-	-	-	-	1694	-	-	-	-
			Summer	-	-	-	-	-	-	-	-	-	-	-	-	-	-	-	-	-
		2020-21	-	-	-	-	-	3143	-	1526	-	1519	-	1519	-	-	-	2658	-	-
	Kharif		-	1648	1425	1956	-	1600	-	-	-	-	1437	2213	1575	-	1517	2329	-	
	Rabi		-	-	-	2014	-	-	-	-	-	-	-	-	1522	-	-	-	-	
	Summer		-	-	-	-	-	-	-	-	-	-	-	-	-	-	-	-	-	
	HB	2017-18	Kharif	-	-	-	-	-	-	-	-	-	-	-	-	-	-	-	-	
			Rabi	-	-	-	-	-	-	-	-	-	-	-	-	-	-	-	-	
			Summer	-	-	-	-	-	-	-	-	-	-	-	-	-	-	-	-	
		2018-19	Kharif	-	-	-	-	-	-	-	-	-	-	-	-	-	-	-	-	-
			Rabi	-	-	-	-	-	-	-	-	-	-	-	-	-	-	-	-	-
			Summer	-	-	-	-	-	-	-	-	-	-	-	-	-	-	-	-	-
2019-20		Kharif	-	-	-	-	-	-	-	-	-	-	-	-	-	-	-	-	-	
		Rabi	-	-	-	-	-	-	-	-	-	-	-	-	-	-	-	-	-	
		Summer	-	-	-	-	-	-	-	-	-	-	-	-	-	-	-	-	-	
2020-21		Kharif	-	-	-	-	-	-	-	-	-	-	-	-	-	-	-	-	-	
		Rabi	-	-	-	-	-	-	-	-	-	-	-	-	-	-	-	-	-	

Crop-wise State-wise Weighted Average* of Farm Harvest Prices of Principal Crops in India

(Rs.per Quintal)

Crop Name	Variety	Year	Season \$	Andaman & Nicobar	Andhra Pradesh	Assam	Bihar	Chandigarh	Chhattisgarh	Dadra & Nagar Haveli	Delhi	Goa	Gujarat	Haryana	Himachal Pradesh	Jammu & Kashmir	Jharkhand	Karnataka			
Maize	HB	2020-21	Summer	-	-	-	-	-	-	-	-	-	-	-	-	-	-	-	2099		
Mesta	-	2017-18	Kharif	-	2025	-	1880	-	-	-	-	-	-	-	-	-	-	-	-		
			Rabi	-	-	1537	-	-	-	-	-	-	-	-	-	-	-	-	2104	-	
		2018-19	Kharif	-	2708	-	-	-	-	-	-	-	-	-	-	-	-	-	-	-	-
			Rabi	-	-	1545	-	-	-	-	-	-	-	-	-	-	-	-	-	2210	-
		2019-20	Kharif	-	2534	-	2293	-	-	-	-	-	-	-	-	-	-	-	-	-	-
			Rabi	-	2534	-	-	-	-	-	-	-	-	-	-	-	-	-	-	-	-
		2020-21	Kharif	-	-	1670	-	-	-	-	-	-	-	-	-	-	-	-	-	2119	-
			Rabi	-	3829	-	2274	-	-	-	-	-	-	-	-	-	-	-	-	-	-
Nigerseed	-	2017-18	Kharif	-	-	-	-	-	-	-	-	-	-	-	-	-	-	-	-		
			Rabi	-	-	3661	-	-	-	-	-	-	-	-	-	-	-	-	-	-	
		2018-19	Kharif	-	-	3678	-	-	-	-	3197	-	-	-	-	-	-	-	-	-	
			Rabi	-	-	-	-	-	-	-	-	-	-	-	-	-	-	-	-	-	-
		2019-20	-	-	-	3715	-	-	6034	3530	-	-	-	-	-	-	-	-	-	-	
2020-21	-	-	-	3913	-	-	7438	-	-	-	-	-	-	-	-	-	-	-			
Paddy	-	2017-18	-	1659	-	-	-	1590	-	-	-	1195	-	-	2077	1826	-	-	-		
			Autum	-	-	1097	-	-	-	-	-	-	-	-	-	-	-	-	-	-	
			Kharif	-	1593	-	1196	-	-	-	-	-	-	1551	-	-	-	-	1279	-	
			Rabi	-	1524	-	-	-	-	-	-	-	-	-	-	-	-	-	-	1643	
			Summer	-	-	1059	-	-	-	-	-	-	-	-	-	-	-	-	-	1740	
			Winter	-	-	1229	-	-	-	-	-	-	-	-	-	-	-	-	-	-	
		2018-19	-	1100	-	-	-	-	1770	-	-	-	1225	1623	-	2277	1863	1437	-		
			Autum	-	-	1158	-	-	-	-	-	-	-	-	-	-	-	-	-	-	
			Kharif	-	1688	-	1268	-	-	-	-	-	-	-	-	-	-	-	-	-	
			Rabi	-	1644	-	-	-	-	-	-	-	-	-	-	-	-	-	1379	1812	
			Summer	-	-	1145	1221	-	-	-	-	-	-	-	-	-	-	-	-	1829	
		2019-20	Winter	-	-	1317	-	-	-	-	-	-	-	-	-	-	-	-	-		
		2019-20	-	1100	-	-	-	-	1835	-	-	-	3100	1250	1523	-	2490	1831	1520	-	
			Autum	-	-	1216	-	-	-	-	-	-	-	-	-	-	-	-	-	-	
			Kharif	-	1728	-	-	-	-	-	-	-	-	-	-	-	-	-	-	1843	
Rabi	-		1735	-	-	-	-	-	-	-	-	-	-	-	-	-	1425	-			
2020-21	Summer	-	-	1200	1153	-	-	-	-	-	-	-	-	-	-	-	-	1787			

Crop-wise State-wise Weighted Average* of Farm Harvest Prices of Principal Crops in India

(Rs.per Quintal)

Crop Name	Variety	Year	Season \$	Kerala	Madhya Pradesh	Maharashtra	Manipur	Mizoram	Nagaland	Odisha	Puduchery	Punjab	Rajasthan	Tamil Nadu	Telangana	Tripura	Uttar Pradesh	Uttarakhand	
Maize	HB	2020-21	Summer	-	-	-	-	-	-	-	-	-	-	-	-	-	-	-	
Mesta	-	2017-18	Kharif	-	-	-	-	-	-	-	-	-	-	-	-	-	-	-	
			-	-	-	-	-	-	-	-	-	-	-	-	-	-	-	-	
		2018-19	Kharif	-	-	-	-	-	-	-	-	-	-	-	-	-	-	-	-
			-	-	-	-	-	-	-	-	-	-	-	-	-	-	-	-	-
		2019-20	Kharif	-	-	-	-	-	-	-	-	-	-	-	-	-	-	-	-
			Rabi	-	-	-	-	-	-	-	-	-	-	-	-	-	-	-	-
		2020-21	-	-	-	-	-	-	-	-	-	-	-	-	-	-	-	-	-
			Kharif	-	-	-	-	-	-	-	-	-	-	-	-	-	-	-	-
Nigerseed	-	2017-18	Kharif	-	-	1486	-	-	-	-	-	-	-	-	-	-	-	-	
			Rabi	-	-	-	-	-	-	-	-	-	-	-	-	-	-	-	
		2018-19	-	-	-	-	-	-	-	-	-	-	-	-	-	-	-	-	
			Kharif	-	-	5301	-	-	-	-	-	-	-	-	-	-	-	-	-
		2019-20	-	-	3800	4475	-	-	-	-	4706	-	-	-	-	-	-	-	
2020-21	-	-	6723	4900	-	-	-	-	4606	-	-	-	-	-	-	-			
Paddy	-	2017-18	-	2226	-	-	-	2616	-	-	1480	-	-	1586	-	-	-	-	
			Autum	-	-	-	1550	-	-	-	-	-	-	-	-	-	1434	-	
			Kharif	-	-	1741	-	-	-	-	1373	-	-	2123	-	1619	-	1445	1788
			Rabi	-	-	-	-	-	-	-	-	-	-	-	-	1540	-	-	-
			Summer	-	-	-	-	-	-	-	-	-	-	-	-	-	1530	-	-
			Winter	-	-	-	1612	-	-	-	-	-	-	-	-	-	1492	-	-
		2018-19	-	2221	-	1944	-	2754	-	-	-	1499	-	2215	1676	-	-	-	-
			Autum	-	-	-	-	-	-	-	-	-	-	-	-	-	1140	-	-
			Kharif	-	-	-	-	-	-	-	1414	-	-	-	-	1768	-	1796	-
			Rabi	-	-	-	-	-	-	-	-	-	-	-	-	1733	-	-	-
			Summer	-	-	-	-	-	-	-	-	-	-	-	-	-	1380	-	-
		2019-20	Winter	-	-	-	2025	-	-	-	-	-	-	-	-	-	1582	-	-
		2019-20	-	2366	-	1932	-	2744	-	-	1658	1600	-	-	1700	-	-	-	-
			Autum	-	-	-	2375	-	-	-	-	-	-	-	-	-	1600	-	-
			Kharif	-	-	-	-	-	-	-	-	-	-	2263	-	1790	-	1569	1856
Rabi	-		-	-	-	-	-	-	-	-	-	-	-	1817	-	-	-		
Summer	-		-	-	-	-	-	-	-	-	-	-	-	-	1600	-	-		

Crop-wise State-wise Weighted Average* of Farm Harvest Prices of Principal Crops in India

(Rs.per Quintal)

Crop Name	Variety	Year	Season \$	West Bengal		
Maize	HB	2020-21	Summer	-		
Mesta	-	2017-18	Kharif	-		
			-	-		
		2018-19	Kharif	-		
			-	-		
		2019-20	Kharif	-		
			Rabi	-		
		2020-21	-	-		
			Kharif	-		
Nigerseed	-	2017-18	Kharif	-		
			Rabi	-		
		2018-19	-	-		
			Kharif	-		
		2019-20	-	-		
		2020-21	-	-		
		Paddy	-	2017-18	-	-
					Autum	-
Kharif	1571					
Rabi	-					
Summer	-					
Winter	-					
2018-19	-			-		
	Autum			-		
	Kharif			1703		
	Rabi			-		
	Summer			-		
	Winter			1582		
2019-20	-			-		
	Autum			1623		
	Kharif			1776		
	Rabi	-				
	Summer	-				

Crop-wise State-wise Weighted Average* of Farm Harvest Prices of Principal Crops in India

(Rs.per Quintal)

Crop Name	Variety	Year	Season \$	Andaman & Nicobar	Andhra Pradesh	Assam	Bihar	Chandigarh	Chhattisgarh	Dadra & Nagar Haveli	Delhi	Goa	Gujarat	Haryana	Himachal Pradesh	Jammu & Kashmir	Jharkhand	Karnataka		
Paddy		2019-20	Winter	-	-	1342	-	-	-	-	-	-	-	-	-	-	-	-		
		2020-21	-	1744	-	-	-	1889	-	-	3300	1400	1562	-	2780	1799	1472	-		
			Autum	-	-	1254	-	-	-	-	-	-	-	-	-	-	-	-	-	
			Kharif	-	1757	-	-	-	-	-	-	-	-	-	-	-	-	-	-	1842
			Rabi	-	1772	-	-	-	-	-	-	-	-	-	-	-	-	-	-	1832
			Summer	-	-	1248	1209	-	-	-	-	-	-	-	-	-	-	-	1487	1767
			Winter	-	-	1428	-	-	-	-	-	-	-	-	-	-	-	-	-	-
	Aghani	2018-19	-	-	-	-	1362	-	-	-	-	-	-	-	-	-	-	-	-	
			Autum	-	-	-	-	-	-	-	-	-	-	-	-	-	-	-	-	
			Rabi	-	-	-	-	-	-	-	-	-	-	-	-	-	-	-	1445	-
		2019-20	-	-	-	-	-	-	-	-	-	-	-	-	-	-	-	-	1516	-
			Kharif	-	-	-	-	1379	-	-	-	-	-	-	-	-	-	-	-	-
		2020-21	-	-	-	-	-	-	-	-	-	-	-	-	-	-	-	-	1495	-
	Kharif		-	-	-	-	1464	-	-	-	-	-	-	-	-	-	-	-	-	
	Bhadea	2019-20	Kharif	-	-	-	-	1376	-	-	-	-	-	-	-	-	-	-	-	
		2020-21	Kharif	-	-	-	-	1485	-	-	-	-	-	-	-	-	-	-	-	
	Coarse	2017-18	Kharif	-	-	-	-	-	-	1391	-	-	-	-	-	-	-	-	-	
		2018-19	Kharif	-	-	-	-	-	-	1548	-	-	-	-	-	-	-	-	-	
		2019-20	Kharif	-	-	-	-	-	-	1708	-	-	-	-	-	-	-	-	-	
	Fine	2017-18	-	-	-	-	-	-	-	-	1418	-	-	-	-	-	-	-	-	
			Kharif	-	-	-	-	-	-	1733	-	-	-	-	-	-	-	-	-	
		2018-19	-	-	-	-	-	-	-	-	-	1329	-	-	-	-	-	-	-	
			Kharif	-	-	-	-	-	-	-	1884	-	-	-	-	-	-	-	-	
		2019-20	-	-	-	-	-	-	-	-	-	1428	-	-	-	-	-	-	-	
			Kharif	-	-	-	-	-	-	-	2262	-	-	-	-	-	-	-	-	
	2020-21	-	-	-	-	-	-	-	-	-	-	-	-	-	-	-	-	-		
		Kharif	-	-	-	-	-	-	-	2234	-	-	-	-	-	-	-	-		
	Local	2017-18	Kharif	-	-	-	-	-	-	-	-	-	-	-	-	-	-	-	1842	
		2018-19	Kharif	-	-	-	-	-	-	-	-	-	-	-	-	-	-	-	1927	
		2019-20	-	-	-	-	-	-	-	-	-	-	-	-	-	-	-	-	-	
Kharif			-	-	-	-	-	-	-	-	-	-	-	-	-	-	-	1501		
2020-21		Kharif	-	-	-	-	-	-	-	-	-	-	-	-	-	-	-	1777		

Crop-wise State-wise Weighted Average* of Farm Harvest Prices of Principal Crops in India

(Rs.per Quintal)

Crop Name	Variety	Year	Season \$	Kerala	Madhya Pradesh	Maharashtra	Manipur	Mizoram	Nagaland	Odisha	Puduchery	Punjab	Rajasthan	Tamil Nadu	Telangana	Tripura	Uttar Pradesh	Uttarakhand	
Paddy		2019-20	Winter	-	-	-	2250	-	-	-	-	-	-	-	-	1690	-	-	
		2020-21	-	2604	-	2098	-	3092	-	1605	1468	-	-	1615	-	-	-	-	-
			Autum	-	-	-	2328	-	-	-	-	-	-	-	-	-	1594	-	-
			Kharif	-	-	-	-	-	-	-	-	-	2218	-	1819	-	1609	1977	-
			Rabi	-	-	-	-	-	-	-	-	-	-	-	1847	-	-	-	-
			Summer	-	-	-	-	-	-	-	-	-	-	-	-	-	1632	-	-
			Winter	-	-	-	2210	-	-	-	-	-	-	-	-	-	1700	-	-
	Aghani	2018-19	-	-	-	-	-	-	-	-	-	-	-	-	-	-	-	-	-
			Autum	-	-	-	-	-	-	-	-	-	-	-	-	-	-	-	-
			Rabi	-	-	-	-	-	-	-	-	-	-	-	-	-	-	-	-
		2019-20	-	-	-	-	-	-	-	-	-	-	-	-	-	-	-	-	-
			Kharif	-	-	-	-	-	-	-	-	-	-	-	-	-	-	-	-
		2020-21	-	-	-	-	-	-	-	-	-	-	-	-	-	-	-	-	-
	Kharif		-	-	-	-	-	-	-	-	-	-	-	-	-	-	-	-	
	Bhadea	2019-20	Kharif	-	-	-	-	-	-	-	-	-	-	-	-	-	-	-	
		2020-21	Kharif	-	-	-	-	-	-	-	-	-	-	-	-	-	-	-	
	Coarse	2017-18	Kharif	-	1361	-	-	-	-	-	-	-	-	-	-	-	-	-	
		2018-19	Kharif	-	1532	-	-	-	-	-	-	-	-	-	-	-	-	-	
		2019-20	Kharif	-	-	-	-	-	-	-	-	-	-	-	-	-	-	-	
	Fine	2017-18	-	-	-	-	-	-	1400	-	2230	-	-	-	-	-	-	-	
			Kharif	-	1733	-	-	-	-	-	-	-	-	-	-	-	-	-	
		2018-19	-	-	-	-	-	-	1600	-	1956	-	-	-	-	-	-	-	
			Kharif	-	2033	-	-	-	-	-	-	-	-	-	-	-	-	-	
		2019-20	-	-	2131	-	-	-	1600	-	1975	-	-	-	-	-	-	-	
			Kharif	-	-	-	-	-	-	-	-	-	-	-	-	-	-	-	
	2020-21	-	-	2517	-	-	-	1600	-	1697	-	-	-	-	-	-	-		
		Kharif	-	-	-	-	-	-	-	-	-	-	-	-	-	-	-		
	Local	2017-18	Kharif	-	-	-	-	-	-	-	-	-	-	-	-	-	-		
		2018-19	Kharif	-	-	-	-	-	-	-	-	-	-	-	-	-	-		
		2019-20	-	-	1643	-	-	-	-	-	-	-	-	-	-	-	-		
Kharif			-	-	-	-	-	-	-	-	-	-	-	-	-	-			
2020-21		-	-	1668	-	-	-	-	-	-	-	-	-	-	-	-			
	Kharif	-	-	-	-	-	-	-	-	-	-	-	-	-	-				

Crop-wise State-wise Weighted Average* of Farm Harvest Prices of Principal Crops in India

(Rs.per Quintal)

Crop Name	Variety	Year	Season \$	West Bengal
Paddy		2019-20	Winter	1629
		2020-21	-	-
			Autum	1565
			Kharif	1682
			Rabi	-
			Summer	-
			Winter	1783
	Aghani	2018-19	-	-
			Autum	1591
		2019-20	Rabi	-
			Kharif	-
		2020-21	-	-
			Kharif	-
	Bhadea	2019-20	Kharif	-
		2020-21	Kharif	-
	Coarse	2017-18	Kharif	-
		2018-19	Kharif	-
		2019-20	Kharif	-
	Fine	2017-18	-	-
			Kharif	-
		2018-19	-	-
			Kharif	-
		2019-20	-	-
			Kharif	-
Local	2020-21	-	-	
		Kharif	-	
	2017-18	Kharif	-	
		2018-19	Kharif	-
		2019-20	-	-
	Kharif	-		

Crop-wise State-wise Weighted Average* of Farm Harvest Prices of Principal Crops in India

(Rs.per Quintal)

Crop Name	Variety	Year	Season \$	Andaman & Nicobar	Andhra Pradesh	Assam	Bihar	Chandigarh	Chhattisgarh	Dadra & Nagar Haveli	Delhi	Goa	Gujarat	Haryana	Himachal Pradesh	Jammu & Kashmir	Jharkhand	Karnataka			
Paddy	Medium	2017-18	-	-	-	-	-	-	-	998	-	-	-	-	-	-	-	-	-		
			Kharif	-	-	-	-	-	-	1531	-	-	-	-	-	-	-	-	-	1722	
		2018-19	-	-	-	-	-	-	-	-	853	-	-	-	-	-	-	-	-	-	
			Kharif	-	-	-	-	-	-	-	1692	-	-	-	-	-	-	-	-	-	-
		2019-20	-	-	-	-	-	-	-	-	-	1044	-	-	-	-	-	-	-	-	-
			Kharif	-	-	-	-	-	-	-	1753	-	-	-	-	-	-	-	-	-	-
2020-21	-	-	-	-	-	-	-	-	-	-	-	-	-	-	-	-	-	-	-		
	Kharif	-	-	-	-	-	-	-	1801	-	-	-	-	-	-	-	-	-	-		
Pepper	-	2017-18	-	75000	-	-	-	-	-	-	-	-	-	-	-	-	-	-	-		
			2018-19	-	71667	-	-	-	-	-	-	-	-	-	-	-	-	-	-	-	
		2019-20	-	72223	-	-	-	-	-	-	-	-	-	-	-	-	-	-	-	-	
			Summer	-	-	-	-	-	-	-	-	-	-	-	-	-	-	-	-	28405	
		2020-21	-	85554	-	-	-	-	-	-	-	-	-	-	-	-	-	-	-	-	
			Kharif	-	-	-	-	-	-	-	-	-	-	-	-	-	-	-	-	32851	
Summer	-	-	-	-	-	-	-	-	-	-	-	-	-	-	-	-	-	29421			
Potato	-	2017-18	-	-	-	-	-	-	-	-	-	-	481	1500	-	1483	-	-			
			Kharif	-	-	-	819	-	-	-	-	-	-	-	-	1980	-	1484	1108		
			Rabi	-	-	1648	762	-	1408	-	-	-	-	-	-	2030	-	1272	-		
			Winter	-	-	-	-	-	1414	-	-	-	-	-	-	-	-	-	-	-	
		2018-19	-	-	-	1735	911	-	-	-	-	-	-	734	1850	-	1536	-	-		
			Kharif	-	-	-	-	-	-	-	-	-	-	-	-	2180	-	1524	1439		
			Rabi	-	-	-	884	-	-	-	-	-	-	-	-	2230	-	1040	-		
			Summer	-	-	-	-	-	1891	-	-	-	-	-	-	-	-	-	-		
		2019-20	Winter	-	-	-	-	-	1581	-	-	-	-	-	-	-	-	-	-		
			-	-	-	1750	-	-	-	-	1600	-	-	870	1850	-	1555	1150	-		
			Kharif	-	-	-	-	-	-	-	-	-	-	-	-	2446	-	1450	1413		
			Rabi	-	-	-	914	-	-	-	-	-	-	-	-	2281	-	-	-		
		2020-21	Summer	-	-	-	-	-	2225	-	-	-	-	-	-	-	-	-	-		
			Winter	-	-	-	-	-	1989	-	-	-	-	-	-	-	-	-	-		
-	-		-	1919	-	-	-	-	-	-	-	896	1850	-	2122	-	-				
Kharif	-		-	-	-	-	-	-	-	-	-	-	-	2341	-	-	2718				
Rabi	-	-	-	1038	-	-	-	-	-	-	-	-	2176	-	1903	-					
Summer	-	-	-	-	-	3382	-	-	-	-	-	-	-	-	-	1171					

Crop-wise State-wise Weighted Average* of Farm Harvest Prices of Principal Crops in India

(Rs.per Quintal)

Crop Name	Variety	Year	Season \$	Kerala	Madhya Pradesh	Maharashtra	Manipur	Mizoram	Nagaland	Odisha	Puduchery	Punjab	Rajasthan	Tamil Nadu	Telangana	Tripura	Uttar Pradesh	Uttarakhand		
Paddy	Medium	2017-18	-	-	-	-	-	-	-	-	-	-	-	-	-	-	-	-		
			Kharif	-	1513	-	-	-	-	-	-	-	-	-	-	-	-	-	-	
		2018-19	-	-	-	-	-	-	-	-	-	-	-	-	-	-	-	-	-	
			Kharif	-	1812	-	-	-	-	-	-	-	-	-	-	-	-	-	-	-
		2019-20	-	-	1736	-	-	-	-	-	-	-	-	-	-	-	-	-	-	-
			Kharif	-	-	-	-	-	-	-	-	-	-	-	-	-	-	-	-	-
2020-21	-	-	1927	-	-	-	-	-	-	-	-	-	-	-	-	-	-	-		
	Kharif	-	-	-	-	-	-	-	-	-	-	-	-	-	-	-	-	-		
Pepper	-	2017-18	-	39903	-	-	-	-	-	-	-	-	-	-	-	-	-	-		
			2018-19	-	33870	-	-	-	-	-	-	-	-	-	-	-	-	-	-	
		2019-20	-	30725	-	-	-	-	-	-	-	-	-	-	-	-	-	-	-	
			Summer	-	-	-	-	-	-	-	-	-	-	-	-	-	-	-	-	
		2020-21	-	33166	-	-	-	-	-	-	-	-	-	-	-	-	-	-	-	
			Kharif	-	-	-	-	-	-	-	-	-	-	-	-	-	-	-	-	
Summer	-	-	-	-	-	-	-	-	-	-	-	-	-	-	-	-				
Potato	-	2017-18	-	-	-	-	1666	2557	-	-	-	-	-	1865	-	1219	-	-		
			Kharif	-	-	-	-	-	-	-	-	-	-	-	-	-	-	-	-	
			Rabi	-	-	-	-	-	-	-	951	-	-	1131	-	-	-	716	-	
			Winter	-	-	-	-	-	-	-	-	-	-	-	-	-	-	-	-	
		2018-19	-	-	-	-	1356	2310	-	-	-	-	-	-	1930	-	1398	-	-	
			Kharif	-	-	-	-	-	-	-	-	-	-	-	-	-	-	-	-	
			Rabi	-	-	-	-	-	-	-	1213	-	-	1004	-	-	-	666	1607	
			Summer	-	1305	-	-	-	-	-	-	-	-	-	-	-	-	-	-	
		2019-20	Winter	-	1225	-	-	-	-	-	-	-	-	-	-	-	-	-	-	
			-	-	-	-	-	1450	2877	-	1739	-	-	-	2022	-	1352	-	-	
			Kharif	-	-	-	-	-	-	-	-	-	-	-	-	-	-	-	1888	
			Rabi	-	-	-	-	-	-	-	-	-	-	1418	-	-	-	987	2184	
		2020-21	Summer	-	2073	-	-	-	-	-	-	-	-	-	-	-	-	-	-	
			Winter	-	1895	-	-	-	-	-	-	-	-	-	-	-	-	-	-	
-	-		-	-	-	1832	2977	-	2028	-	-	-	2901	-	1409	-	-			
Kharif	-		-	-	-	-	-	-	-	-	-	-	-	-	-	-	2289			
Rabi	-	-	-	-	-	-	-	-	-	-	-	980	-	-	-	115	2248			
Summer	-	2481	-	-	-	-	-	-	-	-	-	-	-	-	-	-				

Crop-wise State-wise Weighted Average* of Farm Harvest Prices of Principal Crops in India

(Rs.per Quintal)

Crop Name	Variety	Year	Season \$	West Bengal
Paddy	Medium	2017-18	-	-
			Kharif	-
		2018-19	-	-
			Kharif	-
		2019-20	-	-
			Kharif	-
		2020-21	-	-
			Kharif	-
Pepper	-	2017-18	-	-
		2018-19	-	-
		2019-20	-	-
			Summer	-
		2020-21	-	-
			Kharif	-
			Summer	-
		Potato	-	2017-18
Kharif	-			
Rabi	-			
Winter	-			
2018-19	-			898
	Kharif			-
	Rabi			-
	Summer			-
2019-20	Winter			-
	-			1342
	Kharif			-
	Rabi			-
2020-21	Summer			-
	Winter			-
	-			1560
	Kharif			-
2020-21	Rabi	-		
	Summer	-		

Crop-wise State-wise Weighted Average* of Farm Harvest Prices of Principal Crops in India

(Rs.per Quintal)

Crop Name	Variety	Year	Season \$	Andaman & Nicobar	Andhra Pradesh	Assam	Bihar	Chandigarh	Chhattisgarh	Dadra & Nagar Haveli	Delhi	Goa	Gujarat	Haryana	Himachal Pradesh	Jammu & Kashmir	Jharkhand	Karnataka		
Potato	-	2020-21	Winter	-	-	-	-	-	1988	-	-	-	-	-	-	-	-	-		
	Aghani	2017-18	Summer	-	-	-	-	-	-	-	-	-	-	-	-	-	-	-		
			Winter	-	-	-	-	-	-	-	-	-	-	-	-	-	-	-		
		2018-19	-	-	-	-	-	-	-	-	-	-	-	-	-	-	-	1831	-	
		2019-20	-	-	-	-	-	-	-	-	-	-	-	-	-	-	-	-	1715	-
			Kharif	-	-	-	915	-	-	-	-	-	-	-	-	-	-	-	-	-
		2020-21	-	-	-	-	-	-	-	-	-	-	-	-	-	-	-	-	2169	-
	Kharif		-	-	-	947	-	-	-	-	-	-	-	-	-	-	-	-	-	
	Hills	2017-18	Summer	-	-	-	-	-	-	1680	-	-	-	-	-	-	-	-	-	
			Winter	-	-	-	-	-	-	-	-	-	-	-	-	-	-	-	-	
		2018-19	Summer	-	-	-	-	-	-	1643	-	-	-	-	-	-	-	-	-	
			Winter	-	-	-	-	-	-	1562	-	-	-	-	-	-	-	-	-	
		2019-20	Summer	-	-	-	-	-	-	2341	-	-	-	-	-	-	-	-	-	
			Winter	-	-	-	-	-	-	2082	-	-	-	-	-	-	-	-	-	
2020-21	Summer	-	-	-	-	-	-	2195	-	-	-	-	-	-	-	-	-			
	Winter	-	-	-	-	-	-	2368	-	-	-	-	-	-	-	-	-			
Ragi	-	2017-18	-	-	-	-	-	-	-	1504	-	-	-	-	-	-	-	-		
			Kharif	-	1951	-	1018	-	-	-	-	-	-	-	-	-	-	-		
			Rabi	-	2158	-	-	-	2826	-	-	-	-	2835	-	-	-	-		
			Summer	-	-	-	-	-	-	-	-	-	-	-	-	-	-	-	2051	
		2018-19	-	-	-	-	-	-	-	3637	1918	-	-	2975	-	-	-	-	-	
			Kharif	-	1995	-	1124	-	-	-	-	-	-	-	-	-	-	-	-	
			Rabi	-	2216	-	-	-	-	-	-	-	-	-	-	-	-	-	-	
		2019-20	-	-	-	-	-	-	-	2960	2058	-	-	1430	-	-	-	-	-	
			Kharif	-	2218	-	1143	-	-	-	-	-	-	-	-	-	-	-	-	
			Rabi	-	2436	-	-	-	-	-	-	-	-	-	-	-	-	-	-	
		2020-21	-	-	-	-	-	-	-	2628	-	-	-	2650	-	-	-	-	1955	
			Kharif	-	2218	-	1169	-	-	-	-	-	-	-	-	-	-	-	-	
	Rabi		-	2191	-	-	-	-	-	-	-	-	-	-	-	-	-	-		
	HYV	2017-18	Kharif	-	-	-	-	-	-	-	-	-	-	-	-	-	-	-	2126	
Rabi			-	-	-	-	-	-	-	-	-	-	-	-	-	-	-	2051		
Summer			-	-	-	-	-	-	-	-	-	-	-	-	-	-	-	2051		
2018-19		Kharif	-	-	-	-	-	-	-	-	-	-	-	-	-	-	-	2424		

Crop-wise State-wise Weighted Average* of Farm Harvest Prices of Principal Crops in India

(Rs.per Quintal)

Crop Name	Variety	Year	Season \$	Kerala	Madhya Pradesh	Maharashtra	Manipur	Mizoram	Nagaland	Odisha	Puduchery	Punjab	Rajasthan	Tamil Nadu	Telangana	Tripura	Uttar Pradesh	Uttarakhand		
Potato	-	2020-21	Winter	-	1672	-	-	-	-	-	-	-	-	-	-	-	-	-		
	Aghani	2017-18	Summer	-	1154	-	-	-	-	-	-	-	-	-	-	-	-	-	-	
			Winter	-	1203	-	-	-	-	-	-	-	-	-	-	-	-	-	-	
		2018-19	-	-	-	-	-	-	-	-	-	-	-	-	-	-	-	-	-	
		2019-20	-	-	-	-	-	-	-	-	-	-	-	-	-	-	-	-	-	-
			Kharif	-	-	-	-	-	-	-	-	-	-	-	-	-	-	-	-	-
		2020-21	-	-	-	-	-	-	-	-	-	-	-	-	-	-	-	-	-	-
	Kharif		-	-	-	-	-	-	-	-	-	-	-	-	-	-	-	-	-	
	Hills	2017-18	Summer	-	1606	-	-	-	-	-	-	-	-	-	-	-	-	-	-	
			Winter	-	1356	-	-	-	-	-	-	-	-	-	-	-	-	-	-	
		2018-19	Summer	-	1345	-	-	-	-	-	-	-	-	-	-	-	-	-	-	
			Winter	-	1279	-	-	-	-	-	-	-	-	-	-	-	-	-	-	
		2019-20	Summer	-	1790	-	-	-	-	-	-	-	-	-	-	-	-	-	-	
			Winter	-	1864	-	-	-	-	-	-	-	-	-	-	-	-	-	-	
2020-21	Summer	-	1865	-	-	-	-	-	-	-	-	-	-	-	-	-	-			
	Winter	-	1321	-	-	-	-	-	-	-	-	-	-	-	-	-	-			
Ragi	-	2017-18	-	-	-	-	-	-	-	-	2465	-	-	2468	-	-	-	-		
			Kharif	-	-	-	-	-	-	1745	-	-	-	-	2119	-	-	-		
			Rabi	-	-	2586	-	-	-	-	-	-	-	-	5450	-	-	-		
			Summer	-	-	-	-	-	-	-	-	-	-	-	-	-	-	-		
		2018-19	-	-	-	-	-	-	-	-	-	-	-	-	2678	-	-	-		
			Kharif	-	-	-	-	-	-	-	2208	-	-	-	-	2401	-	-		
			Rabi	-	-	-	-	-	-	-	-	-	-	-	2289	-	-			
		2019-20	-	-	-	3237	-	-	-	-	2135	2549	-	-	2970	-	-	-		
			Kharif	-	-	-	-	-	-	-	-	-	-	-	-	2191	-	-	2510	
			Rabi	-	-	-	-	-	-	-	-	-	-	-	-	2106	-	-		
		2020-21	-	-	-	-	-	-	-	-	2499	-	-	-	3147	-	-	-		
			Kharif	-	-	-	-	-	-	-	-	-	-	-	-	2585	-	-	2112	
	Rabi		-	-	-	-	-	-	-	-	-	-	-	-	2800	-	-			
	HYV	2017-18	Kharif	-	-	-	-	-	-	-	-	-	-	-	-	-	-	-		
Rabi			-	-	-	-	-	-	-	-	-	-	-	-	-	-				
Summer			-	-	-	-	-	-	-	-	-	-	-	-	-					
2018-19	Kharif	-	-	-	-	-	-	-	-	-	-	-	-	-	-					

Crop-wise State-wise Weighted Average* of Farm Harvest Prices of Principal Crops in India

(Rs.per Quintal)

Crop Name	Variety	Year	Season \$	Andaman & Nicobar	Andhra Pradesh	Assam	Bihar	Chandigarh	Chhattisgarh	Dadra & Nagar Haveli	Delhi	Goa	Gujarat	Haryana	Himachal Pradesh	Jammu & Kashmir	Jharkhand	Karnataka			
Ragi	HYV	2018-19	Rabi	-	-	-	-	-	-	-	-	-	-	-	-	-	-	-	2390		
			Summer	-	-	-	-	-	-	-	-	-	-	-	-	-	-	-	-	2546	
		2019-20	Kharif	-	-	-	-	-	-	-	-	-	-	-	-	-	-	-	-	-	2376
			Rabi	-	-	-	-	-	-	-	-	-	-	-	-	-	-	-	-	-	2275
		2020-21	Summer	-	-	-	-	-	-	-	-	-	-	-	-	-	-	-	-	-	2178
			Kharif	-	-	-	-	-	-	-	-	-	-	-	-	-	-	-	-	-	2466
			Rabi	-	-	-	-	-	-	-	-	-	-	-	-	-	-	-	-	-	2521
			Summer	-	-	-	-	-	-	-	-	-	-	-	-	-	-	-	-	-	2027
Rape/Mustard		2017-18	-	-	-	-	-	-	-	-	-	-	3518	-	3974	3777	-	-	-		
			Rabi	-	-	2898	3221	-	4709	-	-	-	-	3518	-	-	-	-	4932	-	
		2018-19	-	-	2939	-	-	5732	-	-	-	-	-	3521	-	4174	3910	-	-	-	
			Rabi	-	-	-	3333	-	-	-	-	-	-	-	-	-	-	-	-	4776	-
		2019-20	-	-	2996	-	-	-	-	-	-	-	-	-	3526	-	4938	4043	-	-	
			Rabi	-	-	-	3535	-	-	-	-	-	-	-	-	-	-	-	-	4867	-
2020-21	-	-	3220	-	-	-	-	-	-	-	-	-	4061	-	6793	5977	-	-			
	Rabi	-	-	-	4336	-	-	-	-	-	-	-	-	-	-	-	-	6539	-		
Rice		2017-18	-	-	-	-	-	-	-	-	-	-	-	2867	-	-	-	-	-		
			Kharif	-	-	-	-	-	-	-	-	-	-	-	-	-	-	-	-	-	
		2018-19	-	-	-	-	-	-	-	-	-	-	-	-	2947	-	-	-	-	-	
			Kharif	-	-	-	-	-	-	-	-	-	-	-	-	2913	-	-	-	-	
		2019-20	-	-	-	-	-	-	-	-	-	-	-	-	-	2913	-	-	-	-	
			Kharif	-	-	-	-	-	-	-	-	-	-	-	-	-	-	-	-	-	
	Coarse	2017-18	Kharif	-	-	-	-	-	-	2216	-	-	-	-	-	-	-	-	-		
		2018-19	Kharif	-	-	-	-	-	-	2366	-	-	-	-	-	-	-	-	-		
		2019-20	Kharif	-	-	-	-	-	-	2383	-	-	-	-	-	-	-	-	-		
	Fine	2017-18	Kharif	-	-	-	-	-	-	4607	-	-	-	-	-	-	-	-	-		
		2018-19	Kharif	-	-	-	-	-	-	4616	-	-	-	-	-	-	-	-	-		
		2019-20	-	-	-	-	-	-	-	-	-	-	-	-	-	-	-	-	-		
			Kharif	-	-	-	-	-	-	-	4453	-	-	-	-	-	-	-	-		
2020-21	-	-	-	-	-	-	-	-	-	-	-	-	-	-	-	-	-	-			
	Kharif	-	-	-	-	-	-	-	4598	-	-	-	-	-	-	-	-				
Local	2019-20	-	-	-	-	-	-	-	-	-	-	-	-	-	-	-	-				

Crop-wise State-wise Weighted Average* of Farm Harvest Prices of Principal Crops in India

(Rs.per Quintal)

Crop Name	Variety	Year	Season \$	Kerala	Madhya Pradesh	Maharashtra	Manipur	Mizoram	Nagaland	Odisha	Puduchery	Punjab	Rajasthan	Tamil Nadu	Telangana	Tripura	Uttar Pradesh	Uttarakhand			
Ragi	HYV	2018-19	Rabi	-	-	-	-	-	-	-	-	-	-	-	-	-	-	-	-		
			Summer	-	-	-	-	-	-	-	-	-	-	-	-	-	-	-	-	-	
		2019-20	Kharif	-	-	-	-	-	-	-	-	-	-	-	-	-	-	-	-	-	-
			Rabi	-	-	-	-	-	-	-	-	-	-	-	-	-	-	-	-	-	-
		2020-21	Summer	-	-	-	-	-	-	-	-	-	-	-	-	-	-	-	-	-	-
			Kharif	-	-	-	-	-	-	-	-	-	-	-	-	-	-	-	-	-	-
			Rabi	-	-	-	-	-	-	-	-	-	-	-	-	-	-	-	-	-	-
			Summer	-	-	-	-	-	-	-	-	-	-	-	-	-	-	-	-	-	-
		Rape/Mustard		2017-18	-	-	-	-	-	-	-	-	-	-	-	-	-	-	7238	-	-
Rabi	-				3840	4075	3000	-	-	4586	-	-	3584	-	-	-	-	3613	3340		
2018-19	-			-	-	-	-	-	-	-	-	3729	-	-	-	-	-	5961	-	-	
	Rabi			-	3949	-	3000	-	-	4982	-	-	3561	-	-	-	-	-	3778	3825	
2019-20	-			-	-	4912	-	-	-	4912	-	-	4049	-	-	-	-	-	-	-	
	Rabi			-	4037	-	3200	-	-	-	-	-	3928	-	-	-	-	-	3739	4772	
2020-21	-			-	-	5527	-	-	-	5697	-	-	4929	-	-	-	-	-	-	-	
	Rabi			-	4985	-	3504	-	-	-	-	-	5637	-	-	-	-	-	5308	5128	
Rice		2017-18	-	-	-	-	-	-	-	-	-	-	-	-	-	-	-	-	-		
			Kharif	-	-	-	-	-	-	-	-	1596	2740	-	-	-	-	-	-		
		2018-19	-	-	-	-	-	-	-	-	-	1769	2701	-	-	-	-	-	-		
			Kharif	-	-	-	-	-	-	-	-	-	1835	-	-	-	-	-	-		
		2019-20	-	-	-	-	-	-	-	-	-	-	1893	-	-	-	-	-	-		
			Kharif	-	-	-	-	-	-	-	-	-	2960	-	-	-	-	-	-		
	Coarse	2017-18	Kharif	-	2334	-	-	-	-	-	-	-	-	-	-	-	-	-	-		
		2018-19	Kharif	-	2475	-	-	-	-	-	-	-	-	-	-	-	-	-	-		
		2019-20	Kharif	-	-	-	-	-	-	-	-	-	-	-	-	-	-	-	-		
	Fine	2017-18	Kharif	-	3660	-	-	-	-	-	-	-	-	-	-	-	-	-	-		
		2018-19	Kharif	-	3973	-	-	-	-	-	-	-	-	-	-	-	-	-	-		
		2019-20	-	-	4135	-	-	-	-	-	-	-	-	-	-	-	-	-	-		
			Kharif	-	-	-	-	-	-	-	-	-	-	-	-	-	-	-	-		
		2020-21	Kharif	-	4303	-	-	-	-	-	-	-	-	-	-	-	-	-	-		
	Local	2019-20	-	-	2715	-	-	-	-	-	-	-	-	-	-	-	-	-			

Crop-wise State-wise Weighted Average* of Farm Harvest Prices of Principal Crops in India

(Rs.per Quintal)

Crop Name	Variety	Year	Season \$	West Bengal		
Ragi	HYV	2018-19	Rabi	-		
			Summer	-		
		2019-20	Kharif	-		
			Rabi	-		
		2020-21	Summer	-		
			Kharif	-		
			Rabi	-		
		Rape/Mustard	-	2017-18	-	-
					Rabi	4236
2018-19	-			-		
	Rabi			3909		
2019-20	-			-		
	Rabi			3945		
2020-21	-	-				
	Rabi	4671				
Rice	-	2017-18	-	-		
			Kharif	-		
		2018-19	-	-		
			-	-		
		2019-20	-	-		
			Kharif	-		
		2020-21	-	-		
			Kharif	-		
	Coarse	-	2017-18	Kharif	-	
			2018-19	Kharif	-	
			2019-20	Kharif	-	
	Fine	-	2017-18	Kharif	-	
				Kharif	-	
			2019-20	-	-	
Kharif				-		
2020-21			-	-		
	Kharif	-				
Local	-	2019-20	-	-		

Crop-wise State-wise Weighted Average* of Farm Harvest Prices of Principal Crops in India

(Rs.per Quintal)

Crop Name	Variety	Year	Season \$	Andaman & Nicobar	Andhra Pradesh	Assam	Bihar	Chandigarh	Chhattisgarh	Dadra & Nagar Haveli	Delhi	Goa	Gujarat	Haryana	Himachal Pradesh	Jammu & Kashmir	Jharkhand	Karnataka		
Rice	Local	2020-21	-	-	-	-	-	-	-	-	-	-	-	-	-	-	-	-		
	Medium	2017-18	Kharif	-	-	-	-	-	2983	-	-	-	-	-	-	-	-	-		
		2018-19	Kharif	-	-	-	-	-	3051	-	-	-	-	-	-	-	-	-		
		2019-20	-	-	-	-	-	-	-	-	-	-	-	-	-	-	-	-		
			Kharif	-	-	-	-	-	-	3203	-	-	-	-	-	-	-	-		
		2020-21	Kharif	-	-	-	-	-	-	-	-	-	-	-	-	-	-	-		
Sannhemp	-	2017-18	-	-	-	-	-	4083	-	-	-	-	-	-	-	-	-			
			Kharif	-	-	-	-	-	-	-	-	-	18500	-	-	-				
		2018-19	-	-	-	-	-	-	4091	-	-	-	-	18500	-	-	-			
		2019-20	-	-	-	-	-	-	-	4280	4600	-	-	-	18500	-	-	-		
			Kharif	-	-	-	-	-	-	-	-	-	-	-	-	-	-	-		
		2020-21	Kharif	-	-	-	-	-	2926	-	-	-	-	-	18500	-	-	-		
Sesamum	-	2017-18	-	-	-	-	-	-	-	-	-	-	-	-	10905	6498	-			
			Kharif	-	5702	6245	4684	-	8475	-	-	-	6648	-	-	-	8588	5833		
			Rabi	-	5905	-	5467	-	9465	-	-	-	-	9182	-	-	-	4454		
			Summer	-	-	-	-	-	-	-	-	-	-	-	-	-	-	-	7520	
		2018-19	-	5500	-	6272	4703	-	-	-	-	-	-	9538	9138	11105	6497	-		
			Kharif	-	-	-	4358	-	11599	-	-	-	-	-	-	-	-	9850	9197	
			Rabi	-	-	-	6500	-	12771	-	-	-	-	-	-	-	-	-	7115	
		2019-20	Summer	-	-	-	-	-	-	-	-	-	-	-	-	-	-	-	-	9320
			-	7500	-	6315	-	-	-	-	-	-	-	-	9107	9138	11358	6530	9921	-
			Kharif	-	-	-	4709	-	11890	-	-	-	-	-	-	-	-	-	8499	9021
		2020-21	Rabi	-	-	-	6621	-	11403	-	-	-	-	-	-	-	-	-	-	-
			-	7500	-	6865	-	-	-	-	-	-	-	-	7830	-	11333	8030	11787	-
			Kharif	-	6967	-	4600	-	12654	-	-	-	-	-	9138	-	-	-	-	7076
			Rabi	-	7371	-	6655	-	11548	-	-	-	-	-	-	-	-	-	-	7717
		Bhadea	2018-19	Kharif	-	-	-	-	-	-	-	-	-	-	-	-	-	-	8390	-
2020-21	Kharif		-	-	-	4783	-	-	-	-	-	-	-	-	-	-	-	-		
Soyabean	-	2017-18	-	-	-	-	-	-	-	-	-	-	-	-	5156	-	-			
			Kharif	-	-	-	-	-	3175	-	-	-	3262	-	-	-	-	2742		

Crop-wise State-wise Weighted Average* of Farm Harvest Prices of Principal Crops in India

(Rs.per Quintal)

Crop Name	Variety	Year	Season \$	Kerala	Madhya Pradesh	Maharashtra	Manipur	Mizoram	Nagaland	Odisha	Puduchery	Punjab	Rajasthan	Tamil Nadu	Telangan a	Tripura	Uttar Pradesh	Uttrakhand	
Rice	Local	2020-21	-	-	2717	-	-	-	-	-	-	-	-	-	-	-	-	-	
	Medium	2017-18	Kharif	-	2818	-	-	-	-	-	-	-	-	-	-	-	-	-	-
		2018-19	Kharif	-	3213	-	-	-	-	-	-	-	-	-	-	-	-	-	-
		2019-20	-	-	3407	-	-	-	-	-	-	-	-	-	-	-	-	-	-
			Kharif	-	-	-	-	-	-	-	-	-	-	-	-	-	-	-	-
		2020-21	-	-	3329	-	-	-	-	-	-	-	-	-	-	-	-	-	-
Kharif	-	-	-	-	-	-	-	-	-	-	-	-	-	-	-	-	-		
Sannhemp	-	2017-18	-	-	3850	-	-	-	-	-	-	-	-	-	-	-	-	-	
			Kharif	-	-	-	-	-	-	-	-	-	2488	-	-	-	-	-	
		2018-19	-	-	3215	-	-	-	-	-	-	-	-	2966	-	-	-	-	
		2019-20	-	-	4375	-	-	-	-	-	-	-	-	-	-	-	-	-	-
			Kharif	-	-	-	-	-	-	-	-	-	-	-	6292	-	-	-	3675
		2020-21	-	-	4113	-	-	-	-	-	-	-	-	-	-	-	-	-	-
Kharif	-	-	-	-	-	-	-	-	-	-	-	-	5440	-	-	-	-		
Sesamum	-	2017-18	-	-	-	-	-	8698	-	-	4585	-	-	-	-	-	7000	-	
			Kharif	-	7177	6718	-	-	-	5524	-	-	6829	8114	4855	-	5290	7661	
			Rabi	-	12000	-	-	-	-	-	-	-	-	-	8000	-	-	-	
			Summer	-	-	-	-	-	-	-	-	-	-	-	-	-	-	-	
		2018-19	-	-	-	-	-	-	8647	-	-	5070	-	10096	-	-	5000	-	
			Kharif	-	8355	10296	-	-	-	5990	-	-	-	-	-	-	-	5252	
			Rabi	-	5237	-	-	-	-	-	-	-	-	-	-	-	-		
		Summer	-	-	-	-	-	-	-	-	-	-	-	-	-	-			
		2019-20	-	-	-	9624	-	7320	-	6247	-	-	-	-	-	-	-	-	
			Kharif	-	8527	-	-	-	-	-	-	-	7318	9439	-	-	-	8335	8047
			Rabi	-	15000	-	-	-	-	-	-	-	-	-	-	-	-		
		2020-21	-	-	-	8259	-	9068	-	6743	6439	-	-	-	-	-	-	-	
			Kharif	-	9336	-	-	-	-	-	-	10181	8748	11316	8495	-	7970	8114	
			Rabi	-	-	-	-	-	-	-	-	-	-	-	8040	-	-		
Summer	-	-	-	-	-	-	-	-	-	-	-	-	-	-					
Bhadea	2018-19	Kharif	-	-	-	-	-	-	-	-	-	-	-	-	-	-			
	2020-21	Kharif	-	-	-	-	-	-	-	-	-	-	-	-	-				
Soyabean	-	2017-18	-	-	-	-	-	7183	-	-	-	-	-	-	-	-			
			Kharif	-	2990	3115	-	-	-	-	-	-	-	2682	-	-	3463		

Crop-wise State-wise Weighted Average* of Farm Harvest Prices of Principal Crops in India

(Rs.per Quintal)

Crop Name	Variety	Year	Season \$	Andaman & Nicobar	Andhra Pradesh	Assam	Bihar	Chandigarh	Chhattisgarh	Dadra & Nagar Haveli	Delhi	Goa	Gujarat	Haryana	Himachal Pradesh	Jammu & Kashmir	Jharkhand	Karnataka		
Soyabean		2018-19	-	-	-	-	-	-	3098	-	-	-	-	-	5356	-	-	-		
			Kharif	-	-	-	-	-	-	-	-	-	-	-	-	-	-	-	3031	
		2019-20	-	-	-	-	-	-	-	3670	-	-	-	-	-	6786	-	-	-	
			Kharif	-	-	-	-	-	-	-	-	-	-	-	-	-	-	-	-	3545
		2020-21	Rabi	-	-	-	-	-	-	-	-	-	-	-	-	-	-	-	-	3697
			-	-	-	-	-	-	-	-	4107	-	-	-	3908	-	7190	-	-	-
Kharif	-	-	-	-	-	-	-	-	-	-	-	-	-	-	-	-	-	3899		
Sugar Raw		2017-18	-	-	-	-	-	-	4567	-	-	-	3220	-	-	-	-	-		
			Kharif	-	2995	-	-	-	-	-	-	-	-	-	-	-	-	-	-	
			Rabi	-	-	-	-	-	-	-	-	-	-	-	-	-	-	-	-	
		2018-19	-	-	-	-	-	-	-	4380	-	-	-	-	-	-	-	-	-	
			Kharif	-	2770	-	-	-	-	-	-	-	-	-	-	-	-	-	-	
		2019-20	-	-	-	-	-	-	-	4267	-	-	-	-	-	-	-	-	-	
2020-21	-	-	-	-	-	-	-	-	-	-	-	-	-	-	-	-	-			
Sugarcane		2017-18	-	2111	-	1286	-	-	-	-	-	300	-	339	6500	-	-	-		
			Kharif	-	-	-	-	-	-	-	-	-	-	-	-	-	-	-	275	
			Rabi	-	-	-	-	-	-	-	-	-	-	-	-	-	-	-	-	
			Summer	-	-	-	-	-	-	-	-	-	-	-	-	-	-	-	-	271
		2018-19	-	3500	-	1339	-	-	-	-	-	-	-	300	-	399	6700	-	-	-
			Kharif	-	-	-	-	-	-	-	-	-	-	-	-	-	-	-	-	309
			Rabi	-	-	-	-	-	-	-	-	-	-	-	-	-	-	-	-	
		2019-20	Summer	-	-	-	-	-	-	-	-	-	-	-	-	-	-	-	-	2714
			-	3500	-	1352	-	-	-	-	-	-	-	300	-	399	-	-	-	-
		Kharif	-	-	-	-	-	-	-	-	-	-	-	-	-	-	-	-	-	
		2020-21	-	5222	-	1458	-	-	-	-	-	-	-	300	-	399	-	-	-	-
			Kharif	-	-	-	-	-	-	-	-	-	-	-	-	-	-	-	-	2979
Rabi	-		-	-	-	-	-	-	-	-	-	-	-	-	-	-	-	3713		
Summer	-		-	-	-	-	-	-	-	-	-	-	-	-	-	-	-	2475		
Sunflower		2017-18	Kharif	-	3279	-	-	-	-	-	-	-	-	-	-	-	-	-	2989	
			Rabi	-	3216	-	-	-	-	5375	-	-	-	-	-	-	-	-	-	3096
			Summer	-	-	-	-	-	-	-	-	-	-	-	-	-	-	-	-	3166
		2018-19	Kharif	-	3419	-	-	-	-	-	-	-	-	-	-	-	-	-	-	3385
			Rabi	-	3928	-	-	-	-	-	-	-	-	-	-	-	-	-	-	3558

Crop-wise State-wise Weighted Average* of Farm Harvest Prices of Principal Crops in India

(Rs.per Quintal)

Crop Name	Variety	Year	Season \$	Kerala	Madhya Pradesh	Maharashtra	Manipur	Mizoram	Nagaland	Odisha	Puduchery	Punjab	Rajasthan	Tamil Nadu	Telangana	Tripura	Uttar Pradesh	Uttarakhand		
Soyabean		2018-19	-	-	-	-	-	7238	-	-	-	-	-	-	-	-	-	-		
			Kharif	-	3300	3401	-	-	-	-	-	-	-	-	-	3197	-	2854	-	
		2019-20	-	-	-	3597	-	7269	-	-	-	-	-	-	-	-	-	-	-	
			Kharif	-	3655	-	-	-	-	-	-	-	-	-	-	3568	-	-	-	4129
		2020-21	-	-	-	5166	-	7668	-	-	-	-	-	-	-	-	-	-	-	-
			Kharif	-	4107	-	-	-	-	-	-	-	-	-	-	3698	-	-	-	6237
Sugar Raw		2017-18	-	-	3730	-	-	-	-	-	-	-	-	4608	-	-	-	-		
			Kharif	-	-	-	-	-	-	-	-	-	-	-	2927	-	-	-	3360	
			Rabi	-	-	-	-	-	-	-	-	-	3351	-	-	-	-	-	-	
		2018-19	-	-	-	-	-	-	-	-	-	-	-	-	-	-	-	-	-	
			Kharif	-	-	-	-	-	-	-	-	-	-	-	-	-	-	-	-	-
		2019-20	-	-	-	-	-	-	-	-	-	-	-	-	-	-	-	-	-	
2020-21	-	-	-	-	-	-	-	-	-	-	-	-	4429	-	-	-	3444			
Sugarcane		2017-18	-	-	-	-	822	1735	-	-	-	310	-	-	-	-	-	-		
			Kharif	-	-	-	-	-	-	-	-	-	-	-	-	-	-	299	267	
			Rabi	-	-	-	-	-	-	-	283	-	-	-	-	-	-	-	-	
			Summer	-	-	-	-	-	-	-	-	-	-	-	-	-	-	-	-	
		2018-19	-	5000	-	-	716	1690	-	-	-	-	310	-	-	-	-	-	-	
			Kharif	-	-	-	-	-	-	-	-	-	-	-	-	270	-	-	289	
			Rabi	-	-	-	-	-	-	-	339	-	-	-	-	-	-	-	-	
		2019-20	-	-	-	-	800	2165	-	359	-	310	-	-	-	-	-	-	-	
			Kharif	-	-	-	-	-	-	-	-	-	-	-	-	314	-	-	285	363
		2020-21	-	-	-	-	1197	1946	-	395	-	311	-	-	-	-	-	-	-	
Kharif	-		-	-	-	-	-	-	-	-	-	-	-	314	-	-	279	344		
Rabi	-		-	-	-	-	-	-	-	-	-	-	-	-	-	-	-			
Summer	-		-	-	-	-	-	-	-	-	-	-	-	-	-	-	-			
Sunflower		2017-18	Kharif	-	-	2754	-	-	-	-	-	-	-	-	-	-	-	-		
			Rabi	-	-	-	-	-	-	-	-	-	-	-	-	-	-	-		
			Summer	-	-	-	-	-	-	-	-	-	-	-	-	-	-	-		
		2018-19	Kharif	-	-	3534	-	-	-	-	-	-	-	-	-	-	-	-	-	
			Rabi	-	-	-	-	-	-	-	-	-	-	-	-	4033	-	-	-	

Crop-wise State-wise Weighted Average* of Farm Harvest Prices of Principal Crops in India

(Rs.per Quintal)

Crop Name	Variety	Year	Season \$	Andaman & Nicobar	Andhra Pradesh	Assam	Bihar	Chandigarh	Chhattisgarh	Dadra & Nagar Haveli	Delhi	Goa	Gujarat	Haryana	Himachal Pradesh	Jammu & Kashmir	Jharkhand	Karnataka				
Sunflower		2018-19	Summer	-	-	-	-	-	-	-	-	-	-	-	-	-	-	-	3333			
		2019-20	-	-	-	-	-	-	-	-	-	-	-	-	-	-	-	-	-	-		
			Kharif	-	3762	-	-	-	-	-	-	-	-	-	-	-	-	-	-	-	3696	
			Rabi	-	3915	-	-	-	-	-	-	-	-	-	-	-	-	-	-	-	3662	
			Summer	-	-	-	-	-	-	-	-	-	-	-	-	-	-	-	-	-	3686	
		2020-21	-	-	-	-	-	-	-	-	-	-	-	-	-	-	-	-	-	-	-	
			Kharif	-	4705	-	-	-	-	-	-	-	-	-	-	-	-	-	-	-	-	4314
			Rabi	-	6027	-	-	-	-	-	-	-	-	-	-	-	-	-	-	-	-	6130
			Summer	-	-	-	-	-	-	-	-	-	-	-	-	-	-	-	-	-	-	5613
		Tapioca		2017-18	-	-	-	-	-	-	-	-	-	-	-	-	-	-	-	-	-	
2018-19	-			4878	-	-	-	-	-	-	-	-	-	-	-	-	-	-	-	-		
2019-20	-			3720	-	-	-	-	-	-	-	-	-	-	-	-	-	-	-	-		
2020-21	-			4554	-	-	-	-	-	-	-	-	-	-	-	-	-	-	-	-		
Tobacco		2017-18	-	-	-	-	-	-	12690	-	-	-	4183	-	-	4000	-	-	-			
			Kharif	-	-	-	-	-	-	-	-	-	-	4183	-	-	-	-	-	14945		
			Rabi	-	14987	-	-	-	-	-	-	-	-	-	-	-	-	-	-	-		
		2018-19	-	-	-	8501	-	-	-	13516	-	-	-	4318	-	-	4000	-	-	-		
			Kharif	-	-	-	-	-	-	-	-	-	-	-	-	-	-	-	-	-	15657	
		2019-20	Rabi	-	15573	-	-	-	-	-	-	-	-	-	-	-	-	-	-	-		
			-	-	-	8501	-	-	-	13284	-	-	-	5364	-	-	-	-	-	-		
		2020-21	Kharif	-	-	-	-	-	-	-	-	-	-	-	-	-	-	-	-	-		
			Rabi	-	14913	-	-	-	-	-	-	-	-	-	-	-	-	-	-	-		
			Summer	-	-	-	8545	-	-	17623	-	-	-	5978	-	-	-	-	-	-		
		Calcuttia	2018-19	Rabi	-	-	-	-	-	-	-	-	-	-	-	-	-	-	-	-		
		Toria	-	2020-21	-	-	-	-	-	-	-	-	-	-	-	-	-	-	-	-		
	Tur Arhar		2017-18	-	-	-	-	-	-	4666	-	-	-	-	-	-	-	-	-	-		
Kharif				-	4186	6998	-	-	-	-	5449	-	-	3905	-	-	-	6088	3636			
Rabi				-	4757	-	3779	-	-	-	-	-	-	3905	-	-	-	5964	3198			
Summer				-	-	-	-	-	-	-	-	-	-	-	-	-	-	-	-	3100		
2018-19			-	-	-	7047	-	-	-	-	5188	-	-	4800	-	-	-	-	-			

Crop-wise State-wise Weighted Average* of Farm Harvest Prices of Principal Crops in India

(Rs.per Quintal)

Crop Name	Variety	Year	Season \$	Kerala	Madhya Pradesh	Maharashtra	Manipur	Mizoram	Nagaland	Odisha	Puduchery	Punjab	Rajasthan	Tamil Nadu	Telangana	Tripura	Uttar Pradesh	Uttarakhand	
Sunflower		2018-19	Summer	-	-	-	-	-	-	-	-	-	-	-	-	-	-	-	
		2019-20	-	-	3480	-	-	-	-	-	-	-	-	-	-	-	-	-	-
			Kharif	-	-	-	-	-	-	-	-	-	-	-	-	3845	-	-	-
			Rabi	-	-	-	-	-	-	-	-	-	-	-	-	3031	-	-	-
			Summer	-	-	-	-	-	-	-	-	-	-	-	-	-	-	-	-
		2020-21	-	-	5074	-	-	-	-	-	-	-	-	-	-	-	-	-	-
			Kharif	-	-	-	-	-	-	-	-	-	-	-	-	5914	-	-	-
			Rabi	-	-	-	-	-	-	-	-	-	-	-	-	5919	-	-	-
			Summer	-	-	-	-	-	-	-	-	-	-	-	-	-	-	-	-
		Tapioca		2017-18	-	1393	-	-	-	1638	-	-	-	-	-	1596	-	-	-
2018-19	-			1884	-	-	-	1614	-	-	-	-	-	-	1659	-	-	-	
2019-20	-			1926	-	-	-	1981	-	-	-	-	-	-	1803	-	-	-	
2020-21	-			1520	-	-	-	2028	-	-	-	-	-	-	2205	-	-	-	
Tobacco		2017-18	-	-	12474	-	-	39833	-	-	-	-	-	-	-	-	-	-	
			Kharif	-	-	-	-	-	-	-	-	-	-	-	-	8124	-	-	
			Rabi	-	-	-	-	-	-	-	-	-	-	-	-	1381	-	3726	
		2018-19	-	-	12042	-	-	-	38636	-	-	-	-	-	-	-	-	-	-
			Kharif	-	-	-	-	-	-	-	-	-	-	-	-	1101	-	-	
		Rabi	-	-	-	-	-	-	-	-	-	-	-	-	1142	-	3727		
		2019-20	-	-	10948	-	-	-	38107	-	-	-	-	-	-	-	-	-	-
			Kharif	-	-	-	-	-	-	-	-	-	-	-	-	7375	-	-	
		Rabi	-	-	-	-	-	-	-	-	-	-	-	-	6683	-	4028		
		2020-21	-	-	15967	-	-	-	39172	-	-	-	-	-	-	-	-	-	-
			Kharif	-	-	-	-	-	-	-	-	-	-	-	-	9551	-	-	
			Rabi	-	-	-	-	-	-	-	-	-	-	-	16200	9544	-	4055	
	Summer	-	-	-	-	-	-	-	-	-	-	-	-	-	-	-	-		
Calcuttia	2018-19	Rabi	-	-	-	-	-	-	-	-	-	-	-	-	-	-	3701		
Toria	-	2020-21	-	-	-	-	-	-	-	-	-	7200	-	-	-	-	-		
Tur Arhar		2017-18	-	-	-	-	-	3491	-	-	-	-	-	-	-	-	-		
			Kharif	-	-	3846	-	-	-	-	-	-	-	-	-	-	-		
			Rabi	-	-	-	-	-	-	-	-	-	-	4050	-	-	-		
			Summer	-	-	-	-	-	-	-	-	-	-	-	-	-	-		
		2018-19	-	-	-	4873	-	3694	-	-	-	-	-	-	5856	-	-		

Crop-wise State-wise Weighted Average* of Farm Harvest Prices of Principal Crops in India

(Rs.per Quintal)

Crop Name	Variety	Year	Season \$	Andaman & Nicobar	Andhra Pradesh	Assam	Bihar	Chandigarh	Chhattisgarh	Dadra & Nagar Haveli	Delhi	Goa	Gujarat	Haryana	Himachal Pradesh	Jammu & Kashmir	Jharkhand	Karnataka		
Tur Arhar	-	2018-19	Kharif	-	5114	-	-	-	-	-	-	-	-	-	-	-	6207	4021		
			Rabi	-	4851	-	4803	-	-	-	-	-	-	-	-	-	-	5934	3787	
		2019-20	-	-	-	7071	-	-	-	-	5680	-	-	4860	-	-	-	-	6961	-
			Kharif	-	5139	-	-	-	-	-	-	-	-	-	-	-	-	-	-	4589
			Rabi	-	4989	-	4763	-	-	-	-	-	-	-	-	-	-	-	6142	5069
			Summer	-	-	-	7562	-	-	-	-	-	-	5337	-	-	-	-	6597	-
		2020-21	Kharif	-	5792	-	-	-	-	-	-	-	-	-	-	-	-	-	-	5156
			Rabi	-	5896	-	5006	-	-	-	-	-	-	-	-	-	-	-	6238	5039
			Summer	-	-	-	-	-	-	-	-	-	-	-	-	-	-	-	-	4382
		Delay	2017-18	Kharif	-	-	-	-	-	-	4222	-	-	-	-	-	-	-	-	-
			2018-19	-	-	-	-	-	-	-	5415	-	-	-	-	-	-	-	-	-
			2019-20	Kharif	-	-	-	-	-	-	-	-	-	-	-	-	-	-	-	-
	-			-	-	-	-	-	-	-	6204	-	-	-	-	-	-	-	-	
	2020-21		-	-	-	-	-	-	-	-	7235	-	-	-	-	-	-	-	-	
			Kharif	-	-	-	-	-	-	-	-	-	-	-	-	-	-	-	-	
	Early	2017-18	Kharif	-	-	-	-	-	-	4666	-	-	-	-	-	-	-	-		
		2018-19	-	-	-	-	-	-	-	5143	-	-	-	-	-	-	-	-		
		2019-20	Kharif	-	-	-	-	-	-	-	-	-	-	-	-	-	-	-		
			-	-	-	-	-	-	-	-	5695	-	-	-	-	-	-	-		
		2020-21	-	-	-	-	-	-	-	-	7404	-	-	-	-	-	-	-		
			Kharif	-	-	-	-	-	-	-	-	-	-	-	-	-	-	-		
Turmeric	-	2017-18	-	10333	-	-	-	-	11101	-	-	-	-	-	12903	-	-			
			Kharif	-	7317	-	-	-	-	-	-	-	-	-	-	-	-			
			Rabi	-	-	-	8066	-	-	-	-	-	-	-	-	-	-			
		2018-19	-	11500	-	-	-	-	-	11926	-	-	-	-	-	10522	-	-		
			Kharif	-	7212	-	-	-	-	-	-	-	-	-	-	-	-	7080		
			Rabi	-	-	-	8100	-	-	-	-	-	-	-	-	-	-	-		
		2019-20	-	11250	-	-	-	-	-	10059	-	-	-	-	-	9994	-	9278		
			Kharif	-	6892	-	-	-	-	-	-	-	-	-	-	-	-	-		
			Rabi	-	6895	-	8215	-	-	-	-	-	-	-	-	-	-	-		
Summer	-	-	-	-	-	-	-	-	-	-	-	-	-	-	-	15741				

Crop-wise State-wise Weighted Average* of Farm Harvest Prices of Principal Crops in India

(Rs.per Quintal)

Crop Name	Variety	Year	Season \$	Kerala	Madhya Pradesh	Maharashtra	Manipur	Mizoram	Nagaland	Odisha	Puduchery	Punjab	Rajasthan	Tamil Nadu	Telangana	Tripura	Uttar Pradesh	Uttarakhand		
Tur Arhar		2018-19	Kharif	-	-	-	-	-	-	-	-	-	-	-	5030	-	-	-		
			Rabi	-	-	-	-	-	-	-	-	-	-	4050	-	5047	-	-	-	
		2019-20	-	-	-	4920	-	3812	-	-	-	-	-	-	5387	-	-	-	-	
			Kharif	-	-	-	-	-	-	-	-	-	-	-	-	5277	-	-	-	7221
			Rabi	-	-	-	-	-	-	-	-	-	-	4987	-	4508	-	5358	-	
		2020-21	-	-	-	5940	-	4198	-	-	-	-	-	-	-	-	-	8515	-	-
			Kharif	-	-	-	-	-	-	-	-	-	-	-	-	5784	-	-	-	-
			Rabi	-	-	-	-	-	-	-	-	-	-	-	7221	-	5673	-	-	-
			Summer	-	-	-	-	-	-	-	-	-	-	-	-	-	-	-	-	-
	Delay	2017-18	Kharif	-	4512	-	-	-	-	-	-	-	-	-	-	-	-	-	-	
		2018-19	-	-	-	-	-	-	-	-	-	-	-	-	-	-	-	-	-	
		2019-20	Kharif	-	5030	-	-	-	-	-	-	-	-	-	-	-	-	-	-	-
			Kharif	-	5305	-	-	-	-	-	-	-	-	-	-	-	-	-	-	-
		2020-21	-	-	-	-	-	-	-	-	-	-	-	-	-	-	-	-	-	
	Early	2017-18	Kharif	-	4619	-	-	-	-	-	-	-	-	-	-	-	-	-	-	
			-	-	-	-	-	-	-	-	-	-	-	-	-	-	-	-	-	
		2018-19	Kharif	-	4835	-	-	-	-	-	-	-	-	-	-	-	-	-	-	-
			-	-	-	-	-	-	-	-	-	-	-	-	-	-	-	-	-	-
		2020-21	Kharif	-	6290	-	-	-	-	-	-	-	-	-	-	-	-	-	-	
	Turmeric	2017-18	-	-	9783	-	-	2615	-	-	-	-	-	-	13616	-	-	-	-	
			Kharif	-	-	-	-	-	-	-	-	-	-	-	-	6640	-	-	-	
Rabi			-	-	-	-	-	-	-	-	-	-	-	-	-	-	4115	-		
2018-19		-	-	-	-	-	1681	-	-	-	-	-	-	11800	-	-	-	-		
		Kharif	-	-	-	-	-	-	-	-	-	-	-	-	6209	-	-	-		
2019-20		Rabi	-	-	-	-	-	-	-	-	-	-	-	-	-	-	4115	-		
		-	-	7744	-	-	2383	-	-	-	-	-	-	11796	-	-	-	-		
		Kharif	-	-	-	-	-	-	-	-	-	-	-	-	4701	-	-	-		
		Rabi	-	-	-	-	-	-	-	-	-	-	-	-	-	-	2326	-		
Summer	-	-	-	-	-	-	-	-	-	-	-	-	-	-	-	-	-			

Crop-wise State-wise Weighted Average* of Farm Harvest Prices of Principal Crops in India

(Rs.per Quintal)

Crop Name	Variety	Year	Season \$	Andaman & Nicobar	Andhra Pradesh	Assam	Bihar	Chandigarh	Chhattisgarh	Dadra & Nagar Haveli	Delhi	Goa	Gujarat	Haryana	Himachal Pradesh	Jammu & Kashmir	Jharkhand	Karnataka		
Turmeric	-	2020-21	-	15502	-	-	-	-	10661	-	-	-	-	-	10506	-	8425	-		
			Kharif	-	7497	-	-	-	-	-	-	-	-	-	-	-	-	-	-	5706
			Rabi	-	7497	-	9180	-	-	-	-	-	-	-	-	-	-	-	-	-
	Dry	2017-18	-	-	-	11333	-	-	-	-	-	-	-	-	-	-	-	-	-	
			2018-19	-	-	-	11381	-	-	-	-	-	-	-	-	-	-	-	-	-
			2019-20	-	-	-	11445	-	-	-	-	-	-	-	-	-	-	-	-	-
			2020-21	-	-	-	12388	-	-	-	-	-	-	-	-	-	-	-	-	-
	Fresh	2018-19	-	-	-	-	-	-	-	-	-	-	-	-	-	-	-	9556	-	
Wheat	-	2017-18	-	-	-	-	-	1700	-	-	-	-	1749	-	2085	1636	-	-		
			Rabi	-	-	2616	1312	-	1926	-	-	-	1749	1735	-	-	-	1742	2180	
		2018-19	-	-	-	2626	-	1867	-	-	-	-	1852	-	2285	1687	-	-	-	
			Rabi	-	-	-	1460	-	2125	-	-	-	-	1840	-	-	-	1806	2140	
		2019-20	-	-	-	2633	-	1780	-	-	-	-	1868	-	-	-	1712	-	-	
			Kharif	-	-	-	-	-	-	-	-	-	-	-	-	-	-	-	-	1930
		2020-21	Rabi	-	-	-	1474	-	2455	-	2250	-	-	1975	2312	-	-	1810	2640	
			-	-	-	2770	-	1950	-	-	-	-	-	1775	-	-	2084	-	-	
Rabi	-	-	-	-	1712	-	2357	-	2800	-	-	1840	2387	-	1763	2510				

Crop-wise State-wise Weighted Average* of Farm Harvest Prices of Principal Crops in India

(Rs.per Quintal)

Crop Name	Variety	Year	Season \$	Kerala	Madhya Pradesh	Maharashtra	Manipur	Mizoram	Nagaland	Odisha	Puducherry	Punjab	Rajasthan	Tamil Nadu	Telangana	Tripura	Uttar Pradesh	Uttarakhand	
Turmeric	-	2020-21	-	-	7274	-	-	2432	-	-	-	-	-	12455	-	-	-	-	
			Kharif	-	-	-	-	-	-	-	-	-	-	-	-	6415	-	-	-
			Rabi	-	-	-	-	-	-	-	-	-	-	-	-	-	-	1677	-
	Dry	2017-18	-	-	-	-	-	-	-	-	-	-	-	-	-	-	-	-	-
			2018-19	-	-	-	-	-	-	-	-	-	-	-	-	-	-	-	-
			2019-20	-	-	-	-	-	-	-	-	-	-	-	-	-	-	-	-
			2020-21	-	-	-	-	-	-	-	-	-	-	-	-	-	-	-	-
	Fresh	2018-19	-	-	-	-	-	-	-	-	-	-	-	-	-	-	-	-	
Wheat	-	2017-18	-	-	1812	-	-	-	-	-	-	-	-	-	-	-	-	-	
			Rabi	-	1812	1843	-	-	-	1719	-	1640	1685	-	-	-	1628	1703	
		2018-19	-	-	-	-	-	-	-	-	-	-	1753	-	-	-	-	-	-
			Rabi	-	1872	2074	-	-	-	1778	-	-	1868	-	-	-	-	1732	1818
		2019-20	-	-	-	1996	-	-	-	1779	-	1851	-	-	-	-	-	-	-
			Kharif	-	-	-	-	-	-	-	-	-	-	-	-	-	-	-	-
		Rabi	-	1901	-	-	-	-	-	-	-	-	1886	-	-	-	-	1815	1931
		2020-21	-	-	-	1781	-	-	-	1986	-	1921	-	-	-	-	-	-	-
Rabi	-		1889	-	-	-	-	-	-	-	-	1852	-	-	-	-	1774	1952	

Crop-wise State-wise Weighted Average* of Farm Harvest Prices of Principal Crops in India

(Rs.per Quintal)

Crop Name	Variety	Year	Season \$	West Bengal
Turmeric	-	2020-21	-	-
			Kharif	-
			Rabi	-
	Dry	2017-18	-	-
			2018-19	-
			2019-20	-
			2020-21	-
Fresh	2018-19	-	-	
Wheat	-	2017-18	-	-
			Rabi	1696
		2018-19	-	-
			Rabi	1580
		2019-20	-	-
			Kharif	-
		Rabi	1871	
2020-21	-	-		
	Rabi	1859		

* State Weighted Average Provided by State Authority. \$ The Icon (-) is given wherever state has not mentioned specific season

Table 4.0 Crop-wise District-wise Farm Harvest Prices of Principal Crops in India - Andaman & Nicobar

(Rs.per Quintal)

Crop Name	Variety	Year	Season \$	Car-Nicobar	Mayabunder	Portblair	State Wtd Average								
Arecanut	-	2020-21	-	12000	18000	15330	15110								
Banana	-	2020-21	-	4000	3167	5170	4112								
Cashewnut	Raw	2020-21	-	-	2500	5000	3750								
Chilli	Green	2020-21	-	18333	14667	22000	18333								
Ginger	-	2020-21	-	25000	11167	16000	17389								
Ground Nut	-	2020-21	-	-	15000	-	15000								
Maize	-	2020-21	-	-	4000	5830	4915								
Paddy	-	2020-21	-	2500	1233	1500	1744								
Pepper	-	2020-21	-	80000	83333	93330	85554								
Sesamum	-	2020-21	-	-	7500	-	7500								
Sugarcane	-	2020-21	-	6000	4667	5000	5222								
Tapioca	-	2020-21	-	5000	2333	6330	4554								
Turmeric	-	2020-21	-	-	8333	22670	15502								

Table 4.1 Crop-wise District-wise Farm Harvest Prices of Principal Crops in India - Andhra Pradesh

(Rs.per Quintal)

Crop Name	Variety	Year	Season \$	Anantapur	Chittor	East Godavari	Guntur	Kadapa	Krishna	Kurnool	Nellore	Prakasam	Srikakulam	Visakhapatnam	Vizianagaram
Bajra	-	2020-21	Kharif	1861	1813	-	-	1325	-	1772	-	1669	-	2408	-
Castor seed	-	2020-21	Kharif	3832	-	-	-	-	-	3597	-	3194	-	-	-
			Rabi	3832	-	-	-	-	-	3597	-	3194	-	-	-
Chilli	Dry	2020-21	-	16410	23458	15667	12090	-	13372	23706	-	12867	-	-	-
			Kharif	16410	-	-	12090	-	13372	23706	-	12838	-	-	-
			Rabi	-	23458	15667	-	-	-	-	-	12903	-	-	-
Cotton	-	2020-21	Kharif	5097	-	4588	4770	4874	5305	5039	4969	4288	4553	4370	3711
			Rabi	5097	-	4588	4770	4874	5305	5039	4969	4288	4553	4370	3711
Gram	-	2020-21	Rabi	4551	-	4925	4567	4655	4970	4616	5100	4922	-	-	-
Ground Nut	-	2020-21	Kharif	4398	4071	-	-	4935	5736	4580	4453	6791	5093	2063	5058
			Rabi	6397	6345	-	6344	5736	-	5655	6250	6636	5164	-	-
Jowar	-	2020-21	Kharif	2365	-	-	-	2377	-	2746	-	-	-	-	-
			Rabi	2247	-	3068	1844	3096	-	2433	1850	2339	-	-	-
Maize	-	2020-21	Kharif	1360	1426	-	-	-	1685	1833	-	1488	1850	1404	1351
			Rabi	1547	-	1879	1431	1994	1805	1794	-	1814	1595	-	1561
Mesta	-	2020-21	Kharif	-	-	-	-	-	-	-	-	-	3697	-	3858
			Rabi	-	-	-	-	-	-	-	-	-	3697	-	3858
Paddy	-	2020-21	Kharif	1757	1243	1800	1571	1426	1861	1680	1870	1652	1870	1693	1792
			Rabi	1434	1633	1773	1673	1649	1761	1628	1880	1568	1823	1570	1736
Ragi	-	2020-21	Kharif	2605	2523	-	-	-	-	-	-	-	-	2022	2114
			Rabi	-	-	-	-	-	-	-	-	-	2191	-	-
Sesamum	-	2020-21	Kharif	-	-	-	8686	-	-	-	-	6619	-	7295	6702
			Rabi	-	-	8956	-	8006	-	-	8467	5956	7219	7950	6627
Sunflower	-	2020-21	Kharif	4705	-	-	-	-	-	-	-	-	-	-	-
			Rabi	-	-	-	-	6027	-	-	-	-	-	-	-
Tobacco	-	2020-21	Rabi	-	-	16775	-	-	-	-	17172	21069	-	-	-
Tur Arhar	-	2020-21	Kharif	5183	4593	5161	5940	4945	6273	5471	-	6190	-	5233	-
			Rabi	-	-	-	5860	-	-	-	5926	-	-	-	-
Turmeric	-	2020-21	Kharif	-	-	-	6697	7110	7114	6383	-	-	-	8387	-
			Rabi	-	-	-	6697	7110	7114	6383	-	-	-	8387	-

Table 4.1 (Contd.) Crop-wise District-wise Farm Harvest Prices of Principal Crops in India - Andhra Pradesh

(Rs.per Quintal)

Crop Name	Variety	Year	Season \$	West Godavari	State Wtd Average										
Bajra	-	2020-21	Kharif	-	1687										
Castor seed	-	2020-21	Kharif	-	3748										
			Rabi	-	3748										
Chilli	Dry	2020-21	-	26062	13671										
			Kharif	-	13674										
			Rabi	26062	13653										
Cotton	-	2020-21	Kharif	5388	4933										
			Rabi	5358	4933										
Gram	-	2020-21	Rabi	-	4717										
Ground Nut	-	2020-21	Kharif	-	4414										
			Rabi	5453	6042										
Jowar	-	2020-21	Kharif	-	2409										
			Rabi	-	1992										
Maize	-	2020-21	Kharif	1469	1639										
			Rabi	1743	1632										
Mesta	-	2020-21	Kharif	-	3829										
			Rabi	-	3828										
Paddy	-	2020-21	Kharif	1820	1757										
			Rabi	1815	1772										
Ragi	-	2020-21	Kharif	-	2218										
			Rabi	-	2191										
Sesamum	-	2020-21	Kharif	-	6967										
			Rabi	-	7371										
Sunflower	-	2020-21	Kharif	-	4705										
			Rabi	-	6027										
Tobacco	-	2020-21	Rabi	15275	18918										
Tur Arhar	-	2020-21	Kharif	-	5792										
			Rabi	-	5896										
Turmeric	-	2020-21	Kharif	-	7497										
			Rabi	-	7497										

Table 4.2 Crop-wise District-wise Farm Harvest Prices of Principal Crops in India - Assam

(Rs.per Quintal)

Crop Name	Variety	Year	Season \$	Baksa	Barpeta	Bongaigaon	Cachar	Chhirang	Darrang	Dhemaji	Dhubri	Dibrugarh	Goalpara	Golaghat	Hailkandi
Castor seed	-	2020-21	-	8020	7810	7900	7720	8010	7855	8000	7710	-	7951	7820	7750
Chilli	Dry	2020-21	-	12500	12200	12200	12000	12100	12725	12200	12010	12250	12671	14000	11870
Coconut	-	2020-21	-	2200	1567	2000	1850	2000	2000	1875	2000	2000	1580	1850	1800
Cotton	-	2020-21	-	4651	5000	-	4800	-	4750	4685	-	-	-	4853	4691
Ginger	-	2020-21	-	5050	4500	4720	4200	5020	5500	4533	4800	4650	5200	4510	4050
Gram	-	2020-21	-	4850	5140	4750	4755	4820	5010	4730	5100	-	4900	5000	-
Jute	-	2020-21	-	2600	2671	2430	1950	2630	2320	2051	2051	2210	2120	2000	1950
Linseed	-	2020-21	-	3780	3500	3500	-	4250	3600	3410	3500	-	3500	-	-
Maize	-	2020-21	-	1200	1200	1160	1320	1185	1260	1200	1150	1200	1175	1225	1275
Mesta	-	2020-21	-	1620	1620	1850	1645	1631	1460	1760	1581	1740	1671	1450	-
Nigerseed		2020-21	-	3950	3800	3780	-	4360	3810	4000	3840	-	4360	-	-
Paddy	-	2020-21	Autum	1240	1250	1150	1280	1180	1420	1230	1350	1171	1141	1100	1220
			Summer	1200	1300	1280	1215	1300	1195	1251	1365	1135	1061	1170	1215
			Winter	1430	1380	1420	1430	1469	1530	1395	2010	1450	1350	1480	1365
Potato	-	2020-21	-	2040	1641	2060	2050	1920	1820	1900	1685	2330	1585	1761	2250
Rape/Mustard	-	2020-21	-	2920	3451	3000	2870	4551	3710	2951	2925	2950	3150	2620	2850
Sesamum	-	2020-21	-	6320	6510	6350	6420	8100	6500	6380	6340	6451	6125	6000	6530
Sugarcane	-	2020-21	-	1320	1320	1350	1500	1350	1210	1230	-	1250	1210	1210	1350
Tobacco	-	2020-21	-	8500	-	-	8220	8550	-	8250	-	-	-	-	-
Tur Arhar	-	2020-21	-	7500	7440	7575	7520	7500	7630	7700	8150	7710	7500	7430	7480
Turmeric	Dry	2020-21	-	11500	10850	12840	12650	11200	12820	10870	11600	12735	10650	11020	12850
Wheat	-	2020-21	-	2780	2800	2785	-	2766	2775	-	2750	-	2780	2730	-

Table 4.2 (Contd.) Crop-wise District-wise Farm Harvest Prices of Principal Crops in India - Assam

(Rs.per Quintal)

Crop Name	Variety	Year	Season \$	Jorhat	Kamrup	Karbi Anglong	Karimganj	Kokrajhar	Lakhimpur	Morigaon	Nagaon	Nalbari	North Cachar Hills	Sivasagar	Sonitpur
Castor seed	-	2020-21	-	8000	7850	8200	-	8000	8000	7800	7800	7800	8000	-	7750
Chilli	Dry	2020-21	-	12850	14000	14000	11750	12500	11950	12230	12000	12000	20000	13000	12150
Coconut	-	2020-21	-	2200	2540	2200	2200	1900	2250	1850	1829	1600	2000	1800	2180
Cotton	-	2020-21	-	4825	-	5150	4810	4750	4860	4750	4830	4751	4950	-	4500
Ginger	-	2020-21	-	4200	5200	4825	4500	4575	4500	4675	4964	5360	4250	4500	4250
Gram	-	2020-21	-	5110	5230	5800	-	4700	4625	5250	7200	5600	-	-	5000
Jute	-	2020-21	-	1920	1800	1940	1900	2300	1910	2460	2350	2430	2000	2240	2451
Linseed	-	2020-21	-	-	3640	3600	-	3400	3555	3500	4621	2751	-	-	3420
Maize	-	2020-21	-	1310	1500	1350	1240	1270	1220	1240	1169	1285	1300	1220	1220
Mesta	-	2020-21	-	1630	2000	1620	1445	1655	1685	1700	1540	1620	1200	1700	1600
Nigerseed		2020-21	-	-	3821	3800	-	3856	-	3750	3760	3741	-	-	3745
Paddy	-	2020-21	Autum	1181	1240	1430	1275	1250	1170	1165	1200	1300	1421	1150	1170
			Summer	1220	1325	1180	1150	1240	1200	1110	1280	1301	-	1160	1250
			Winter	1480	1450	1480	1360	1425	1410	1380	1350	1390	-	1410	1425
Potato	-	2020-21	-	2010	2050	2380	2000	2030	2050	1900	1965	1745	1865	2050	1750
Rape/Mustard	-	2020-21	-	3050	3500	3420	2861	3450	2730	2930	2871	4750	4500	2880	2500
Sesamum	-	2020-21	-	6510	6250	7620	6520	6450	6500	6010	6550	6470	7120	6500	6150
Sugarcane	-	2020-21	-	-	1420	1720	1250	1175	1240	1210	1260	1300	1140	1380	1750
Tobacco	-	2020-21	-	8200	-	8650	8255	8571	8525	-	-	-	8651	-	8010
Tur Arhar	-	2020-21	-	8000	8000	7510	7520	7400	7680	7610	7840	7450	7540	7650	7510
Turmeric	Dry	2020-21	-	12550	11580	14010	11520	11000	16820	11750	13200	11500	14830	12820	11100
Wheat	-	2020-21	-	2775	3000	2795	-	2785	2760	2745	2790	2750	-	-	2765

Table 4.2 (Contd.) Crop-wise District-wise Farm Harvest Prices of Principal Crops in India - Assam

(Rs.per Quintal)

Crop Name	Variety	Year	Season \$	Tinsukia	Udalguri	State Wtd Average									
Castor seed	-	2020-21	-	-	7750	8064									
Chilli	Dry	2020-21	-	12200	12765	12693									
Coconut	-	2020-21	-	2200	1950	1978									
Cotton	-	2020-21	-	4850	-	5069									
Ginger	-	2020-21	-	4800	5010	4706									
Gram	-	2020-21	-	5020	4700	5213									
Jute	-	2020-21	-	-	2051	2291									
Linseed	-	2020-21	-	-	3800	3567									
Maize	-	2020-21	-	1300	1180	1284									
Mesta	-	2020-21	-	1500	1600	1670									
Nigerseed		2020-21	-	-	4551	3913									
Paddy	-	2020-21	Autum	1150	1220	1254									
			Summer	1320	1300	1248									
			Winter	1450	1400	1428									
Potato	-	2020-21	-	2000	2010	1919									
Rape/Mustard	-	2020-21	-	2830	2750	3220									
Sesamum	-	2020-21	-	6510	6475	6865									
Sugarcane	-	2020-21	-	1250	1160	1458									
Tobacco	-	2020-21	-	-	-	8545									
Tur Arhar	-	2020-21	-	7800	7420	7562									
Turmeric	Dry	2020-21	-	13500	11350	12388									
Wheat	-	2020-21	-	-	2795	2770									

Table 4.3 Crop-wise District-wise Farm Harvest Prices of Principal Crops in India - Bihar

(Rs.per Quintal)

Crop Name	Variety	Year	Season \$	Aurangabad	Jahanabad	Araia	Arbal	Banka	Begusarai	Bhabua (Kymmur)	Bhagalpur	Bhojpur (Aara)	Buxar	Darbhanga	East Champaran
Bajra	-	2020-21	Kharif	-	-	-	-	-	-	-	1187	1223	1180	-	-
Barley	-	2020-21	Rabi	1650	1676	-	1235	1025	-	1212	1025	1212	1212	-	-
Chilli	-	2020-21	Rabi	-	5677	4294	5677	-	5648	-	5677	-	-	-	5677
Ginger	-	2020-21	Rabi	-	-	-	-	-	-	-	-	-	-	-	-
Gram	-	2020-21	Rabi	4183	4391	-	4183	4000	-	4287	4000	4287	4287	5356	-
Ground Nut	-	2020-21	Kharif	-	-	-	-	-	6826	-	-	-	-	-	-
Jowar	-	2020-21	Kharif	-	-	-	-	-	-	-	906	910	906	-	-
Jute	-	2020-21	Kharif	-	-	3467	-	-	-	-	-	-	-	-	-
Linseed	-	2020-21	Rabi	3000	3000	-	3000	3620	-	4316	3620	4429	4316	4161	3671
Maize	-	2020-21	Kharif	1696	1950	-	2000	1914	1565	1610	1914	1610	1610	1850	1380
			Rabi	-	1312	1431	1312	1333	1126	-	1300	1264	-	1600	1425
			Summer	-	1847	1378	2100	1335	1400	1579	1335	1579	-	2000	1850
Mesta	-	2020-21	Kharif	-	-	-	-	-	-	-	2274	-	-	-	-
Paddy	-	2020-21	Summer	-	-	1039	-	-	-	1209	-	-	-	1233	-
	Aghani	2020-21	Kharif	1320	1961	1311	1334	1702	1675	1800	1397	1453	1522	1860	1348
	Bhadea	2020-21	Kharif	-	-	-	-	-	1300	-	-	-	-	1883	1460
Potato	-	2020-21	Rabi	800	997	907	1200	1335	892	1040	1335	1040	1040	1011	1100
	Aghani	2020-21	Kharif	1250	1250	913	1250	839	1400	-	839	1500	1500	947	950
Ragi	-	2020-21	Kharif	-	1185	-	1185	-	1143	1124	-	-	-	1250	-
Rape/Mustard	-	2020-21	Rabi	4500	4500	2861	4500	4340	4218	4968	4340	4968	4968	4850	5000
Sesamum	-	2020-21	Kharif	-	-	-	-	-	-	-	-	-	-	-	-
			Rabi	-	-	-	6500	-	-	-	6500	-	-	-	-
	Bhadea	2020-21	Kharif	-	-	-	4783	4783	4783	5113	-	-	-	-	-
Tur Arhar	-	2020-21	Rabi	5600	5600	-	5600	4780	4615	5006	4780	5006	5006	5522	4736
Turmeric	-	2020-21	Rabi	-	-	-	-	-	9180	-	9180	-	-	9300	-
Wheat	-	2020-21	Rabi	1750	2209	1796	1800	1948	2042	1700	1948	1635	1950	1800	1650

Table 4.3 (Contd.) Crop-wise District-wise Farm Harvest Prices of Principal Crops in India - Bihar

(Rs.per Quintal)

Crop Name	Variety	Year	Season \$	Gaya	Gopalganj	Jumui	Katihar	Khagaria	Kishanganj	Lakhisarai	Madhepura	Madhubani	Munger	Muzaffarpur	Nalanda
Bajra	-	2020-21	Kharif	-	-	-	-	-	-	-	-	-	-	-	-
Barley	-	2020-21	Rabi	2000	-	1212	1212	1212	1212	-	1212	2000	-	1963	1212
Chilli	-	2020-21	Rabi	-	-	-	4294	5648	4294	5648	5560	5677	-	5677	5648
Ginger	-	2020-21	Rabi	-	-	-	3377	-	3377	-	3540	-	-	3392	-
Gram	-	2020-21	Rabi	3800	-	4122	4217	4311	4217	4311	-	5356	3911	4450	4287
Ground Nut	-	2020-21	Kharif	-	-	-	6803	-	-	-	6803	-	-	-	6803
Jowar	-	2020-21	Kharif	-	-	-	-	-	-	-	-	-	-	-	-
Jute	-	2020-21	Kharif	-	-	-	4000	-	2559	-	2275	-	-	-	-
Linseed	-	2020-21	Rabi	-	-	-	3620	2825	3620	-	4200	4161	2825	3671	4319
Maize	-	2020-21	Kharif	1600	1200	1565	900	1600	-	1000	-	1419	1831	1175	1610
			Rabi	1312	1600	1400	1300	1126	1138	1339	1350	-	1194	1372	1264
			Summer	1800	1450	1914	1300	1400	1311	-	1510	1712	1521	1792	1420
Mesta	-	2020-21	Kharif	-	-	-	2274	2274	2274	-	2270	-	-	-	-
Paddy	-	2020-21	Summer	-	-	-	1350	-	956	-	1750	1233	1418	-	1209
	Aghani	2020-21	Kharif	1750	1450	1381	1500	1500	1034	1329	1675	1176	1200	1348	1476
	Bhadea	2020-21	Kharif	-	1400	-	1075	1300	1000	-	1675	1390	-	1371	-
Potato	-	2020-21	Rabi	997	1394	892	1000	892	702	892	1300	1011	892	961	1040
	Aghani	2020-21	Kharif	1250	947	1400	950	1400	879	-	798	947	1400	950	1500
Ragi	-	2020-21	Kharif	1185	1161	-	-	1143	1143	-	1100	1250	-	-	1124
Rape/Mustard	-	2020-21	Rabi	4500	3441	4218	2861	4218	2861	4218	3640	4850	4218	4367	4968
Sesamum	-	2020-21	Kharif	-	-	-	4600	-	4600	-	6000	4105	-	-	-
			Rabi	-	-	-	-	-	6500	-	-	6877	-	6655	6500
	Bhadea	2020-21	Kharif	-	-	-	-	-	4783	-	4500	4783	-	-	-
Tur Arhar	-	2020-21	Rabi	5600	5006	4615	-	4615	5006	-	5006	5522	4615	4736	5006
Turmeric	-	2020-21	Rabi	-	-	-	9180	9180	9180	-	8050	9300	-	9180	-
Wheat	-	2020-21	Rabi	1700	1600	1694	1775	1896	1785	1749	1675	1679	1633	1656	1641

Table 4.3 (Contd.) Crop-wise District-wise Farm Harvest Prices of Principal Crops in India - Bihar

(Rs.per Quintal)

Crop Name	Variety	Year	Season \$	Nawada	Patna	Purnia	Rohtas	Saharsa	Samastipur	Saran (Chapra)	Sheikhpura	Sheohar	Sitamarhi	Siwan	Supaul
Bajra	-	2020-21	Kharif	-	1187	-	-	-	-	-	-	-	-	1187	-
Barley	-	2020-21	Rabi	1235	1212	-	1212	-	2000	1212	-	-	1963	1212	-
Chilli	-	2020-21	Rabi	-	5648	4294	-	-	5677	-	-	-	5677	5635	5560
Ginger	-	2020-21	Rabi	-	-	-	-	-	-	-	-	-	-	3392	3540
Gram	-	2020-21	Rabi	4500	4287	-	4287	-	5356	-	5507	-	-	4217	-
Ground Nut	-	2020-21	Kharif	6800	-	6803	-	-	-	-	-	-	-	-	-
Jowar	-	2020-21	Kharif	-	871	-	-	-	-	-	-	-	-	-	-
Jute	-	2020-21	Kharif	-	-	3315	-	5000	3157	-	-	-	-	-	2200
Linseed	-	2020-21	Rabi	3000	4000	3620	4316	4200	4161	-	-	3671	3671	3620	4200
Maize	-	2020-21	Kharif	1696	1610	873	-	-	1700	1421	1305	1402	-	1604	-
			Rabi	-	1264	1354	-	1071	1600	1600	1318	1550	1420	1600	1150
			Summer	1847	1910	1612	-	1150	1700	1880	1211	1400	1315	1848	1100
Mesta	-	2020-21	Kharif	-	-	-	-	4500	2274	-	-	-	-	2274	2271
Paddy	-	2020-21	Summer	-	1209	1446	-	1250	1233	1209	-	-	-	-	1300
	Aghani	2020-21	Kharif	1380	1522	1305	1522	1349	1975	1436	1389	1450	1267	1541	1203
	Bhadea	2020-21	Kharif	-	1608	1017	-	1125	1850	1490	-	1500	1400	1636	1200
Potato	-	2020-21	Rabi	997	1040	907	1040	903	1011	1394	892	961	922	1394	1200
	Aghani	2020-21	Kharif	1250	1500	913	1500	798	947	947	1400	950	-	947	798
Ragi	-	2020-21	Kharif	1185	-	-	-	1100	1250	1161	-	-	1280	1161	1100
Rape/Mustard	-	2020-21	Rabi	4500	4968	2861	4968	3640	4850	3441	4218	5100	3971	3441	3640
Sesamum	-	2020-21	Kharif	6100	-	4600	-	-	4105	-	-	4358	-	-	6000
			Rabi	-	6500	-	-	-	6877	-	-	6655	-	-	6655
	Bhadea	2020-21	Kharif	4783	-	-	-	4500	4783	-	-	4783	4783	4783	4500
Tur Arhar	-	2020-21	Rabi	5600	5006	-	5006	-	5522	5006	4615	4736	4736	5006	-
Turmeric	-	2020-21	Rabi	-	-	-	-	-	9300	-	-	9180	-	8100	8050
Wheat	-	2020-21	Rabi	1500	1743	1785	1757	1547	1800	1600	1696	1725	1531	1600	1700

Table 4.3 (Contd.) Crop-wise District-wise Farm Harvest Prices of Principal Crops in India - Bihar

(Rs.per Quintal)

Crop Name	Variety	Year	Season \$	Vaishali	West Champaran	State Wtd Average									
Bajra	-	2020-21	Kharif	-	-	1187									
Barley	-	2020-21	Rabi	1963	-	1212									
Chilli	-	2020-21	Rabi	5677	5677	5557									
Ginger	-	2020-21	Rabi	-	3392	3392									
Gram	-	2020-21	Rabi	4450	4450	4224									
Ground Nut	-	2020-21	Kharif	-	6826	6803									
Jowar	-	2020-21	Kharif	-	-	902									
Jute	-	2020-21	Kharif	-	-	3157									
Linseed	-	2020-21	Rabi	3671	3671	3620									
Maize	-	2020-21	Kharif	1499	1402	1421									
			Rabi	1165	1200	1312									
			Summer	1495	1200	1335									
Mesta	-	2020-21	Kharif	2274	-	2274									
Paddy	-	2020-21	Summer	-	-	1209									
	Aghani	2020-21	Kharif	1505	1240	1464									
	Bhadea	2020-21	Kharif	1443	1443	1485									
Potato	-	2020-21	Rabi	841	961	1038									
	Aghani	2020-21	Kharif	950	950	947									
Ragi	-	2020-21	Kharif	1280	-	1169									
Rape/Mustard	-	2020-21	Rabi	4367	4200	4336									
Sesamum	-	2020-21	Kharif	-	4358	4600									
			Rabi	-	6655	6655									
	Bhadea	2020-21	Kharif	-	4783	4783									
Tur Arhar	-	2020-21	Rabi	4736	4736	5006									
Turmeric	-	2020-21	Rabi	9180	9180	9180									
Wheat	-	2020-21	Rabi	1617	1550	1712									

Table 4.4 Crop-wise District-wise Farm Harvest Prices of Principal Crops in India - Chandigarh

(Rs.per Quintal)

Crop Name	Variety	Year	Season \$	Chandigarh	State Wtd Average										
Maize	-	2020-21	-	1660	1660										
Paddy	-	2020-21	-	1889	1889										
Wheat	-	2020-21	-	1950	1950										

Table 4.5 Crop-wise District-wise Farm Harvest Prices of Principal Crops in India - Chhattisgarh

(Rs.per Quintal)

Crop Name	Variety	Year	Season \$	Balod	Baloda Bazar	Balrampur	Bastar	Bemethra	Bijapur	Bilaspur	Dantewada	Dhamtari	Durg	Griyabandh	Janjgir-Champa
Bajra	-	2020-21	-	-	-	-	-	-	-	-	-	-	-	-	-
Barley	-	2020-21	-	-	-	1563	-	-	-	-	-	-	-	-	-
Castor seed	-	2020-21	-	-	-	-	-	-	-	-	-	-	-	-	-
Chilli	Dry	2020-21	-	16000	11023	11571	10100	12630	2000	12460	12947	-	12920	9500	9900
Ginger	Fresh	2020-21	-	7507	6618	16222	8000	9318	8000	8671	8625	-	-	15000	6686
Gram	-	2020-21	Rabi	-	5350	7000	7333	5300	-	5069	-	5343	-	-	-
Ground Nut	-	2020-21	-	-	7600	8455	4000	8594	-	6468	-	-	-	-	8000
Jowar	-	2020-21	Kharif	-	-	3684	-	-	-	-	-	-	-	-	-
			Rabi	-	-	3970	-	-	-	-	-	-	-	-	-
Maize	-	2020-21	Kharif	-	3111	1640	1708	1704	-	2500	2000	-	-	-	-
Nigerseed	-	2020-21	-	-	-	10000	8000	-	-	-	-	-	-	-	-
Paddy	Fine	2020-21	Kharif	-	1839	-	1400	-	-	-	-	1515	-	-	1469
	Medium	2020-21	Kharif	-	1590	1600	1250	1806	2000	1667	-	1352	2022	1417	1450
Potato	-	2020-21	Summer	3296	3643	3441	3278	3421	-	3464	3625	-	-	4200	3100
			Winter	-	800	2000	2000	1867	-	1963	-	-	-	-	-
	Hills	2020-21	Summer	-	2180	-	2000	-	-	1875	-	-	-	-	-
			Winter	-	2090	1760	-	1922	-	1820	-	-	-	-	-
Ragi	-	2020-21	-	-	2063	3000	-	-	-	-	-	-	-	-	
Rice	Fine	2020-21	Kharif	-	3855	4520	4000	6500	-	-	7000	-	5102	4500	4288
	Medium	2020-21	Kharif	3334	2880	3500	3600	3365	3565	2898	4000	-	3734	3133	2600
Sannhemp	-	2020-21	-	-	-	4280	-	-	-	-	-	-	-	-	-
Sesamum	-	2020-21	Kharif	-	11000	7250	20000	12243	20000	10792	-	9935	24000	-	11825
			Rabi	-	12000	14400	-	11075	-	7600	-	-	-	-	-
Soyabean	-	2020-21	-	-	2270	4280	-	3695	-	7250	-	-	-	-	3800
Tobacco	-	2020-21	-	-	-	8933	35833	16081	-	16500	-	-	22139	-	-
Tur Arhar	Delay	2020-21	-	-	5770	9500	-	-	-	7500	-	-	-	-	-
	Early	2020-21	-	-	5975	9333	6000	4400	-	6266	-	-	8000	-	-
Turmeric	-	2020-21	-	10500	12500	9385	24000	11147	-	10905	-	-	-	-	-
Wheat	-	2020-21	Rabi	-	1520	2380	3467	1620	-	2089	-	2870	-	-	-

Table 4.5 (Contd.) Crop-wise District-wise Farm Harvest Prices of Principal Crops in India - Chhattisgarh

(Rs.per Quintal)

Crop Name	Variety	Year	Season \$	Jashpur	Kanker	Kawardham	Korba	Koriya	Mahasamund	Mugeli	Narayanpur	Raigarh	Raipur	Rajnandgaon	Sukma
Bajra	-	2020-21	-	5000	-	-	-	-	-	-	-	-	-	-	-
Barley	-	2020-21	-	-	-	-	-	-	-	-	-	-	-	-	-
Castor seed	-	2020-21	-	-	-	-	-	-	-	-	-	-	-	2275	-
Chilli	Dry	2020-21	-	18500	4350	12286	-	12000	10895	-	13223	15773	10725	9252	15000
Ginger	Fresh	2020-21	-	8036	6486	-	-	6650	8143	-	10651	6200	-	12637	11733
Gram	-	2020-21	Rabi	4000	4200	4536	-	7000	7100	-	8000	6349	5167	4849	-
Ground Nut	-	2020-21	-	4090	-	-	-	6769	6000	-	5485	-	7667	7650	-
Jowar	-	2020-21	Kharif	-	-	-	-	4000	-	-	-	-	-	2250	-
			Rabi	-	-	-	-	-	-	-	-	-	-	-	-
Maize	-	2020-21	Kharif	1800	-	-	2061	1600	-	-	1505	-	3000	1636	-
Nigerseed	-	2020-21	-	-	-	-	-	8500	-	-	4500	-	-	-	-
Paddy	Fine	2020-21	Kharif	3033	-	2198	3160	3000	2300	-	3772	2822	1835	2120	-
	Medium	2020-21	Kharif	2500	-	2009	2550	2123	2025	-	1531	-	1815	1444	-
Potato	-	2020-21	Summer	3967	2533	3500	-	3350	3906	-	4211	1850	-	3073	4000
			Winter	3000	-	-	-	2000	3667	-	1889	-	-	2140	-
	Hills	2020-21	Summer	2000	-	-	-	1800	4167	-	2000	-	-	2200	-
			Winter	2000	-	-	-	1800	3400	-	-	2000	-	2200	-
Ragi	-	2020-21	-	-	-	-	-	-	-	2933	-	-	-	-	
Rice	Fine	2020-21	Kharif	3300	-	2814	5940	4324	6000	-	4620	4297	3532	4496	-
	Medium	2020-21	Kharif	2500	-	2245	4100	2731	3750	-	-	-	2738	2957	-
Sannhemp	-	2020-21	-	-	-	-	-	2000	-	-	-	-	-	-	-
Sesamum	-	2020-21	Kharif	-	-	-	-	11692	18750	13000	-	-	-	6298	-
			Rabi	-	-	-	-	-	16818	-	-	-	11667	9595	-
Soyabean	-	2020-21	-	-	-	-	-	3944	-	-	1800	7000	-	3970	-
Tobacco	-	2020-21	-	-	-	-	-	19200	20824	-	15930	13689	-	-	-
Tur Arhar	Delay	2020-21	-	12000	-	6203	-	7000	7417	-	11000	-	-	4500	-
	Early	2020-21	-	11091	12000	5275	-	6962	7200	12000	10169	7136	6050	4904	-
Turmeric	-	2020-21	-	12000	6000	-	-	9000	12750	-	8000	11463	-	-	-
Wheat	-	2020-21	Rabi	2000	-	1846	-	2000	2810	-	4000	2403	2691	2096	-

Table 4.5 (Contd.) Crop-wise District-wise Farm Harvest Prices of Principal Crops in India - Chhattisgarh

(Rs.per Quintal)

Crop Name	Variety	Year	Season \$	Surguja	State Wtd Average										
Bajra	-	2020-21	-	3625	4257										
Barley	-	2020-21	-	-	1563										
Castor seed	-	2020-21	-	-	2275										
Chilli	Dry	2020-21	-	7800	10542										
Ginger	Fresh	2020-21	-	5143	8552										
Gram	-	2020-21	Rabi	6000	5670										
Ground Nut	-	2020-21	-	5000	6405										
Jowar	-	2020-21	Kharif	3000	3158										
			Rabi	-	3970										
Maize	-	2020-21	Kharif	-	1962										
Nigerseed		2020-21	-	-	7438										
Paddy	Fine	2020-21	Kharif	-	2234										
	Medium	2020-21	Kharif	3000	1801										
Potato	-	2020-21	Summer	3400	3382										
			Winter	1833	1988										
	Hills	2020-21	Summer	-	2195										
			Winter	8000	2368										
Ragi	-	2020-21	-	-	2628										
Rice	Fine	2020-21	Kharif	6000	4598										
	Medium	2020-21	Kharif	3400	3170										
Sannhemp	-	2020-21	-	-	2926										
Sesamum	-	2020-21	Kharif	-	12654										
			Rabi	-	11548										
Soyabean	-	2020-21	-	7000	4107										
Tobacco	-	2020-21	-	-	17623										
Tur Arhar	Delay	2020-21	-	5000	7235										
	Early	2020-21	-	9000	7404										
Turmeric	-	2020-21	-	8444	10661										
Wheat	-	2020-21	Rabi	1650	2357										

Table 4.6 Crop-wise District-wise Farm Harvest Prices of Principal Crops in India - Delhi

(Rs.per Quintal)

Crop Name	Variety	Year	Season \$	Delhi	State Wtd Average										
Bajra	-	2020-21	Kharif	2200	2200										
Paddy	-	2020-21	-	3300	3300										
Wheat	-	2020-21	Rabi	2800	2800										

Table 4.7 Crop-wise District-wise Farm Harvest Prices of Principal Crops in India - Goa

(Rs.per Quintal)

Crop Name	Variety	Year	Season \$	Goa	State Wtd Average										
Arecanut	-	2020-21	-	33400	33400										
Banana	-	2020-21	-	450	450										
Cashewnut	-	2020-21	-	12400	12400										
Coconut	-	2020-21	-	18000	18000										
Paddy	-	2020-21	-	1400	1400										
Sugarcane	-	2020-21	-	300	300										

Table 4.8 Crop-wise District-wise Farm Harvest Prices of Principal Crops in India - Gujarat

(Rs.per Quintal)

Crop Name	Variety	Year	Season \$	Ahmedabad	Amreli	Anand	Aravalli	Banaskanth	Bharuch	Bhavnagar	Botad	Chhota Udepur	Dahod	Devbhoomi Dwarka	Gandhinagar
Bajra	-	2020-21	Kharif	1489	1510	1459	1399	1517	-	1471	1277	-	-	-	1175
			Summer	-	-	1644	-	-	1750	1510	-	-	-	-	-
Castor seed	-	2020-21	-	3892	3291	4488	4106	4089	4339	4283	3398	-	-	4428	4250
Cotton	Hybrid	2020-21	-	4881	-	-	4789	5040	5378	5232	5081	5413	-	3490	5800
Gram	-	2020-21	-	4029	4229	3950	4075	-	4688	4321	4087	-	-	4136	-
Ground Nut	-	2020-21	Kharif	-	-	-	4668	4997	-	5300	3801	4233	-	4560	4857
			Summer	-	5472	-	-	-	-	5368	-	4688	-	5350	-
Jowar	-	2020-21	-	-	-	-	2884	3605	3801	-	2305	-	-	-	-
Maize	-	2020-21	-	-	-	-	1456	1513	1625	-	-	1648	1611	-	-
Paddy	-	2020-21	-	1520	-	1640	1324	-	1650	-	-	1520	1383	-	1383
Potato	-	2020-21	-	-	-	-	-	-	-	-	-	-	-	-	896
Ragi	-	2020-21	-	-	-	-	-	-	-	-	-	-	-	-	-
Rape/Mustard	-	2020-21	-	4279	-	-	4024	4202	-	-	3954	-	-	-	4083
Sesamum	-	2020-21	-	8167	8741	-	7789	7208	-	8578	6946	-	-	6929	7050
Soyabean	-	2020-21	-	-	-	-	4081	-	-	-	-	-	-	-	-
Tobacco	-	2020-21	-	-	-	-	-	6456	-	-	-	-	-	-	-
Tur Arhar	-	2020-21	-	4859	4799	-	5103	-	5970	-	4238	5142	4778	-	-
Wheat	-	2020-21	-	1725	1611	1841	1723	1678	2437	1838	1759	1663	1717	1501	1600

Table 4.8 (Contd.) Crop-wise District-wise Farm Harvest Prices of Principal Crops in India - Gujarat

(Rs.per Quintal)

Crop Name	Variety	Year	Season \$	Gir Somnath	Jamnagar	Junagadh	Kachchh	Kheda	Mahesana	Mahisagar	Morbi	Narmada	Navsari	Panch Mahals	Patan
Bajra	-	2020-21	Kharif	1501	-	-	1464	1646	1272	-	1505	-	-	1204	1508
			Summer	1570	-	-	-	-	1258	1630	-	1950	-	-	-
Castor seed	-	2020-21	-	3633	3734	-	4002	4467	4073	4810	3797	-	-	3483	3527
Cotton	Hybrid	2020-21	-	5500	5059	5038	4759	4477	5104	4630	5410	5450	-	4641	4168
Gram	-	2020-21	-	-	4299	4235	-	4723	-	4533	4369	4310	-	3778	2739
Ground Nut	-	2020-21	Kharif	4838	4784	4970	4682	-	5013	4850	4848	5000	-	4417	-
			Summer	5123	4917	-	-	-	-	-	-	-	-	-	-
Jowar	-	2020-21	-	-	-	-	2719	-	3465	-	-	2475	-	2162	-
Maize	-	2020-21	-	-	-	-	-	1923	-	1950	-	1550	-	1672	-
Paddy	-	2020-21	-	-	-	-	-	1579	1544	1569	-	1800	1739	1551	-
Potato	-	2020-21	-	-	-	-	-	-	-	-	-	-	-	-	-
Ragi	-	2020-21	-	-	-	-	-	-	-	-	-	-	-	-	-
Rape/Mustard	-	2020-21	-	-	-	-	4442	-	4675	3375	-	-	-	-	4047
Sesamum	-	2020-21	-	7375	8252	7739	8090	-	7711	-	8090	-	-	5986	9000
Soyabean	-	2020-21	-	-	-	3677	-	-	-	-	-	4000	-	-	-
Tobacco	-	2020-21	-	-	-	-	-	4352	-	-	-	-	-	-	-
Tur Arhar	-	2020-21	-	-	-	5438	-	-	-	5360	-	5600	-	4575	-
Wheat	-	2020-21	-	1767	1643	1758	1689	1682	1676	1783	1795	2110	-	1662	1996

Table 4.8 (Contd.) Crop-wise District-wise Farm Harvest Prices of Principal Crops in India - Gujarat

(Rs.per Quintal)

Crop Name	Variety	Year	Season \$	Porbandar	Rajkot	Sabar Kantha	Surat	Surendranagar	Tapi	The Dangs	Vadodara	Valsad	State Wtd Average		
Bajra	-	2020-21	Kharif	-	1380	1333	-	1646	-	-	1684	-	1444		
			Summer	1750	-	-	-	1925	-	-	1514	-	1635		
Castor seed	-	2020-21	-	4400	3985	4490	-	4268	-	-	4290	-	4063		
Cotton	Hybrid	2020-21	-	4975	5203	5251	-	4213	-	-	5489	-	4979		
Gram	-	2020-21	-	4767	4187	4044	-	4655	5270	3789	-	-	4241		
Ground Nut	-	2020-21	Kharif	4992	5147	4877	4250	4956	5175	5084	-	-	4796		
			Summer	5250	-	-	4166	-	5270	-	-	-	-	5067	
Jowar	-	2020-21	-	3500	-	3045	1672	-	1919	-	2647	2591	2771		
Maize	-	2020-21	-	-	-	1428	-	-	1336	1200	-	-	1576		
Paddy	-	2020-21	-	-	-	1550	1780	1500	1469	1466	1640	1628	1562		
Potato	-	2020-21	-	-	-	-	-	-	-	-	-	-	896		
Ragi	-	2020-21	-	-	-	-	-	-	-	2050	-	3250	2650		
Rape/Mustard	-	2020-21	-	-	-	3534	-	-	-	-	-	-	4061		
Sesamum	-	2020-21	-	11850	7868	6250	-	7488	-	-	-	-	7830		
Soyabean	-	2020-21	-	-	-	3783	-	-	3997	-	-	-	3908		
Tobacco	-	2020-21	-	-	-	-	-	-	-	-	7125	-	5978		
Tur Arhar	-	2020-21	-	9000	-	4537	4256	-	4803	4783	5838	7083	5337		
Wheat	-	2020-21	-	1683	1868	1796	1863	1835	-	1438	2104	-	1775		

Table 4.9 Crop-wise District-wise Farm Harvest Prices of Principal Crops in India - Haryana

(Rs.per Quintal)

Crop Name	Variety	Year	Season \$	Ambala	Bhiwani	C Dadri	Faridabad	Fatehabad	Gurgaon	Hisar	Jhajjar	Jind	Kaithal	Karnal	Kurukshetra
Bajra	-	2020-21	Kharif	-	1900	1900	1950	1900	1950	1900	1800	1950	1900	1930	-
Barley	-	2020-21	Rabi	-	1450	1750	1500	1700	1500	1500	1750	1500	-	1500	1500
Chilli	-	2020-21	-	4300	-	-	-	-	-	-	-	5200	4700	4700	5200
Cotton	American	2020-21	-	-	5500	5500	5500	5500	5500	5500	5200	5500	5500	-	-
	Desi	2020-21	-	-	-	-	5000	-	-	5500	-	-	-	-	-
Gram	-	2020-21	Rabi	-	5100	5100	-	4000	-	5000	4500	5100	-	5100	5200
Ground Nut	-	2020-21	Kharif	-	-	-	-	3600	-	4800	6100	-	-	-	-
Jowar	-	2020-21	-	-	-	2250	2250	-	2250	-	2250	-	-	-	-
Maize	-	2020-21	Kharif	1850	-	-	-	-	-	-	1800	-	-	-	-
Potato	-	2020-21	-	1800	-	-	-	1800	-	-	-	1800	1700	1800	1800
Rice	-	2020-21	-	2400	3350	3350	2700	2800	2300	2200	1815	3100	2900	2300	3300
Sannhemp	-	2020-21	-	-	-	-	-	-	-	-	-	-	-	-	-
Sesamum	-	2020-21	Kharif	5200	8600	8600	8600	6500	8500	9000	11500	8600	8600	5800	-
Sugarcane	-	2020-21	-	325	340	330	360	800	350	350	350	350	355	350	751
Wheat	-	2020-21	Rabi	1840	1840	1840	1840	1840	1840	1840	1840	1840	1840	1840	1840

Table 4.9 (Contd.) Crop-wise District-wise Farm Harvest Prices of Principal Crops in India - Haryana

(Rs.per Quintal)

Crop Name	Variety	Year	Season \$	Mahendragarh	Mewat	Palwal	Panchkula	Panipat	Rewari	Rohtak	Sirsa	Sonipat	Yamunanagar	State Wtd Average	
Bajra	-	2020-21	Kharif	1900	1950	1950	1950	1900	1900	1930	1920	1900	1950	1905	
Barley	-	2020-21	Rabi	1500	1500	1500	1550	-	1650	1500	1500	1440	1500	1573	
Chilli	-	2020-21	-	5200	-	3500	5200	5200	4700	5200	8200	7300	5300	5379	
Cotton	American	2020-21	-	5500	5500	5000	-	5500	5500	5500	5500	4800	-	5477	
	Desi	2020-21	-	-	-	-	-	-	-	-	5500	-	5400	5300	
Gram	-	2020-21	Rabi	5100	5150	-	5200	5250	5100	5100	5200	4620	-	5038	
Ground Nut	-	2020-21	Kharif	5000	-	-	4900	-	5000	-	5000	-	-	4409	
Jowar	-	2020-21	-	-	2250	2250	-	-	-	2250	-	2100	-	2236	
Maize	-	2020-21	Kharif	-	-	-	1850	-	-	1850	-	1850	1850	1850	
Potato	-	2020-21	-	-	-	-	1800	1800	-	1900	2000	2000	1800	1850	
Rice	-	2020-21	-	3000	4500	3150	4200	3300	3600	3300	3200	2550	4000	2913	
Sannhemp	-	2020-21	-	-	-	-	-	18500	-	-	-	-	-	18500	
Sesamum	-	2020-21	Kharif	9200	11000	8600	8800	8800	8800	8800	8800	8800	8800	9138	
Sugarcane	-	2020-21	-	-	350	350	350	350	350	350	350	340	355	399	
Wheat	-	2020-21	Rabi	1840	1840	1840	1840	1840	1840	1840	1840	1840	1840	1840	

Table 4.10 Crop-wise District-wise Farm Harvest Prices of Principal Crops in India - Himachal Pradesh

(Rs.per Quintal)

Crop Name	Variety	Year	Season \$	Bilaspur	Chamba	Hamirpur	Kangra	Kinnaur	Kullu	Lahaul & Spiti	Mandi	Shimla	Sirmaur	Solan	Una
Barley	-	2020-21	Rabi	2350	2210	2000	2250	3280	3200	3150	2308	1960	1660	1865	2150
Chilli	-	2020-21	-	9050	9970	16000	10200	-	21400	-	12024	9400	7569	10210	11010
Ginger	-	2020-21	-	8005	6150	5000	7450	-	-	-	10300	6850	6750	6245	6110
Gram	-	2020-21	-	6510	7850	7650	6850	-	8900	-	9926	-	8300	6840	7550
Ground Nut	-	2020-21	-	9090	-	-	8250	-	-	-	-	-	6960	8390	7260
Linseed	-	2020-21	-	9010	8620	9600	8670	-	-	-	6686	-	-	9010	-
Maize	-	2020-21	-	1300	1610	2000	2100	3250	2300	3190	1640	2050	1660	1960	2210
Paddy	-	2020-21	-	2550	3060	2586	2550	-	4100	-	2515	2660	2550	3250	1980
Potato	-	2020-21	Kharif	2000	2491	2158	2110	-	2000	4250	1919	2230	2020	2230	-
			Rabi	1950	1857	1100	1840	3200	2620	4050	1828	2230	2020	1960	1460
Rape/Mustard	-	2020-21	-	6500	7780	9650	8311	-	9700	4650	7045	6450	4540	5050	5050
Sesamum	-	2020-21	-	11050	-	11400	11490	-	-	-	-	-	9500	12510	12050
Soyabean	-	2020-21	-	7502	-	-	5960	-	9000	-	6227	-	5850	8600	-
Turmeric	-	2020-21	-	9191	9100	15500	12380	-	-	-	8100	-	7500	11110	11170
Wheat	-	2020-21	Rabi	2050	2195	2400	2450	3160	2400	3180	1952	2350	2220	2135	2150

Table 4.10 (Contd.) Crop-wise District-wise Farm Harvest Prices of Principal Crops in India - Himachal Pradesh

(Rs.per Quintal)

Crop Name	Variety	Year	Season \$	State Wtd Average											
Barley	-	2020-21	Rabi	2365											
Chilli	-	2020-21	-	11683											
Ginger	-	2020-21	-	6984											
Gram	-	2020-21	-	7820											
Ground Nut	-	2020-21	-	7990											
Linseed	-	2020-21	-	8599											
Maize	-	2020-21	-	2106											
Paddy	-	2020-21	-	2780											
Potato	-	2020-21	Kharif	2341											
			Rabi	2176											
Rape/Mustard	-	2020-21	-	6793											
Sesamum	-	2020-21	-	11333											
Soyabean	-	2020-21	-	7190											
Turmeric	-	2020-21	-	10506											
Wheat	-	2020-21	Rabi	2387											

Table 4.11 Crop-wise District-wise Farm Harvest Prices of Principal Crops in India - Jammu & Kashmir

(Rs.per Quintal)

Crop Name	Variety	Year	Season \$	Anantnag	Bandipora	Baramulla	Budgam	Doda	Ganderbal	Jammu	Kathua	Kishtwar	Kulgam	Kupwara	Poonch
Bajra	-	2020-21	-	-	-	-	-	-	-	2150	2150	-	-	-	-
Barley	-	2020-21	-	-	-	-	-	2000	1740	1600	1000	1600	-	-	-
Chilli	-	2020-21	-	18200	-	17000	19000	-	-	2000	12000	-	12000	16000	20000
Gram	-	2020-21	-	-	1650	-	-	-	-	-	-	1570	-	-	-
Linseed	-	2020-21	-	-	-	-	-	-	-	9500	-	-	-	-	-
Maize	-	2020-21	-	2200	2500	2500	2300	2000	1240	1850	1850	2500	2500	2800	2000
Paddy	-	2020-21	-	2050	1700	2200	1300	4500	1350	1868	1868	3800	1500	1600	4000
Potato	-	2020-21	-	2160	2000	1570	1900	2000	2034	1500	1500	4000	1600	-	2500
Rape/Mustard	-	2020-21	-	5200	10000	6000	5900	12000	4250	4650	6000	9000	7000	5000	9000
Sesamum	-	2020-21	-	-	-	-	-	-	-	6855	6855	-	-	-	-
Wheat	-	2020-21	-	-	-	-	3000	3000	-	1975	1975	2500	-	-	2700

Table 4.11 (Contd.) Crop-wise District-wise Farm Harvest Prices of Principal Crops in India - Jammu & Kashmir

(Rs.per Quintal)

Crop Name	Variety	Year	Season \$	Pulwama	Rajauri	Rambon	Reasi	Samba	Shopian	Srinagar	Udhampur	State Wtd Average			
Bajra	-	2020-21	-	-	1750	-	2000	2150	-	-	3500	2292			
Barley	-	2020-21	-	-	-	1600	3500	1600	-	-	4000	1888			
Chilli	-	2020-21	-	15000	11500	7000	-	-	-	12000	5000	13879			
Gram	-	2020-21	-	-	-	-	-	-	-	-	-	1587			
Linseed	-	2020-21	-	7500	9500	-	-	-	-	-	-	9095			
Maize	-	2020-21	-	3000	1650	1850	1700	1850	1200	2500	1850	1958			
Paddy	-	2020-21	-	1450	1850	1888	2700	1888	1300	1700	1868	1799			
Potato	-	2020-21	-	4000	-	-	-	-	1500	2000	2500	2122			
Rape/Mustard	-	2020-21	-	5500	9500	4650	5000	4650	4500	10000	5000	5977			
Sesamum	-	2020-21	-	-	-	-	-	6855	-	-	20000	8030			
Wheat	-	2020-21	-	2750	2250	1975	1900	1975	-	-	1975	2084			

Table 4.12 Crop-wise District-wise Farm Harvest Prices of Principal Crops in India - Jharkhand

(Rs.per Quintal)

Crop Name	Variety	Year	Season \$	Bokaro	Chatra	Deoghar	Dhanbad	Dumka	East Singhbhum	Garhwa	Giridih	Godda	Gumla	Hazaribagh	Jamtara	
Barley	-	2020-21	Rabi	-	2619	3400	-	-	-	-	1914	3978	-	-	-	
Chilli	-	2020-21	-	8500	-	6600	-	-	-	-	9905	-	-	5100	-	
			Summer	-	-	-	-	-	-	-	-	-	-	-	-	-
	Green	2020-21	-	-	-	-	-	-	-	3000	-	-	-	-	-	
Ginger	-	2020-21	Rabi	-	-	7200	-	-	-	-	11753	-	-	-	-	
Gram	-	2020-21	Rabi	6665	5830	5600	5811	5450	5206	4856	6637	6611	5580	5555	6000	
Ground Nut	-	2020-21	-	-	-	-	-	6392	-	-	-	-	-	-	-	
Linseed	-	2020-21	Rabi	-	-	6222	-	-	-	-	-	6817	-	-	-	
Maize	-	2020-21	-	2090	1345	1825	2414	1314	2063	1700	1110	1763	1364	1516	1675	
			Rabi	-	-	-	-	-	-	-	-	-	-	-	1860	-
			Summer	-	1457	1542	-	-	2208	1326	1468	1828	-	-	-	-
Mesta	-	2020-21	-	-	-	-	-	2119	-	-	-	-	-	-	-	
Paddy	-	2020-21	-	-	-	1700	-	1359	1481	1325	1543	1556	1411	-	1875	
			Summer	-	-	1375	-	-	1563	-	-	-	-	-	-	-
	Aghani	2020-21	-	1792	1275	1578	1617	1413	1358	1500	1586	1428	1433	1275	1800	
Potato	-	2020-21	Rabi	-	1048	-	1278	-	1396	-	1097	1511	1150	-	1300	
			Summer	-	-	-	-	-	-	-	-	-	-	-	-	-
	Aghani	2020-21	-	2875	2922	2222	2756	1340	1250	1550	1619	2666	2722	2546	1250	
Ragi	-	2020-21	-	-	3118	2800	-	-	-	-	1399	1950	1360	1317	-	
Rape/Mustard	-	2020-21	Rabi	-	8055	6633	2178	6978	6208	-	7833	7188	6800	7230	6200	
Sesamum	-	2020-21	-	-	-	18000	-	-	-	-	8467	-	-	-	-	
Tur Arhar	-	2020-21	-	-	-	-	-	-	7270	-	6231	-	-	-	-	
			Rabi	-	5630	5477	-	6572	6905	-	5449	7266	5560	6547	-	
Turmeric	-	2020-21	-	-	-	7350	-	-	-	-	-	-	-	-	-	
Wheat	-	2020-21	Rabi	1700	1723	1811	1723	1748	1952	1734	1600	1900	2161	1680	1850	

Table 4.12 (Contd.) Crop-wise District-wise Farm Harvest Prices of Principal Crops in India - Jharkhand

(Rs.per Quintal)

Crop Name	Variety	Year	Season \$	Khunti	Koderma	Latehar	Lohardaga	Pakur	Palamu	Ramgarh	Ranchi	Sahibganj	Seraikela	Simdega	West Singhbhum	
Barley	-	2020-21	Rabi	-	-	-	-	-	-	-	-	2450	-	-	-	
Chilli	-	2020-21	-	5100	-	-	8900	-	-	-	6250	-	-	-	-	
			Summer	-	-	-	-	-	-	7200	-	-	-	-	-	-
	Green	2020-21	-	-	-	-	-	-	4000	2600	-	-	-	-	-	
Ginger	-	2020-21	Rabi	-	-	-	9580	-	-	6800	8000	-	-	-	-	
Gram	-	2020-21	Rabi	5450	6050	4854	6260	4927	5578	6000	5860	5666	5210	5670	5250	
Ground Nut	-	2020-21	-	-	3772	3021	4580	-	-	6000	-	-	-	4850	-	
Linseed	-	2020-21	Rabi	-	-	-	-	4530	-	-	-	5560	5740	-	-	
Maize	-	2020-21	-	1448	1731	1400	1630	1647	1500	1860	1781	1600	1560	1868	1160	
			Rabi	-	-	-	-	-	-	-	2650	-	1780	-	-	-
			Summer	-	1800	1321	2060	1525	1980	1700	1700	1634	1883	1800	-	-
Mesta	-	2020-21	-	-	-	-	-	-	-	-	-	-	-	-	-	
Paddy	-	2020-21	-	1303	1560	1360	1580	1701	-	1410	1512	1360	1450	1300	1177	
			Summer	-	-	1422	1550	1435	-	-	-	1742	1283	-	1529	-
	Aghani	2020-21	-	1325	1550	1410	1500	1650	1241	2050	1662	1360	1285	1350	1435	
Potato	-	2020-21	Rabi	-	1372	1358	2010	-	1792	1200	2250	1038	-	1600	-	
			Summer	1171	-	-	-	-	-	-	-	-	-	-	-	-
	Aghani	2020-21	-	1667	2225	2937	3250	1544	2119	1860	1879	1840	2010	2855	2160	
Ragi	-	2020-21	-	1780	2450	1800	1940	2785	-	3050	1770	-	-	1800	-	
Rape/Mustard	-	2020-21	Rabi	6500	6200	6545	6450	6194	6705	6500	7260	6516	6650	6500	-	
Sesamum	-	2020-21	-	-	-	10200	-	-	10479	-	-	-	-	-	-	
Tur Arhar	-	2020-21	-	-	-	-	-	-	-	-	-	6290	-	-	-	
			Rabi	6508	7478	6687	6300	5538	6799	6000	5450	5562	6290	6112	6628	
Turmeric	-	2020-21	-	-	-	-	-	-	-	-	9000	-	-	-	-	
Wheat	-	2020-21	Rabi	1610	2410	1702	1990	1708	1659	2100	1950	1761	2100	1711	2200	

Table 4.12 (Contd.) Crop-wise District-wise Farm Harvest Prices of Principal Crops in India - Jharkhand

(Rs.per Quintal)

Crop Name	Variety	Year	Season \$	State Wtd Average											
Barley	-	2020-21	Rabi	2872											
Chilli	-	2020-21	-	7194											
			Summer	7200											
	Green	2020-21	-	3200											
Ginger	-	2020-21	Rabi	8667											
Gram	-	2020-21	Rabi	5691											
Ground Nut	-	2020-21	-	4769											
Linseed	-	2020-21	Rabi	5774											
Maize	-	2020-21	-	1640											
			Rabi	2097											
			Summer	1702											
Mesta	-	2020-21	-	2119											
Paddy	-	2020-21	-	1472											
			Summer	1487											
	Aghani	2020-21	-	1495											
Potato	-	2020-21	Rabi	1903											
			Summer	1171											
	Aghani	2020-21	-	2169											
Ragi	-	2020-21	-	1955											
Rape/Mustard	-	2020-21	Rabi	6539											
Sesamum	-	2020-21	-	11787											
Tur Arhar	-	2020-21	-	6597											
			Rabi	6238											
Turmeric	-	2020-21	-	8425											
Wheat	-	2020-21	Rabi	1763											

Table 4.13 Crop-wise District-wise Farm Harvest Prices of Principal Crops in India - Karnataka

(Rs.per Quintal)

Crop Name	Variety	Year	Season \$	Bagalkote	Ballari	Bangalore Rural	Bangalore Urban	Belagavi	Bidar	Chamrajnagar	Chickaballapura	Chickmagalur	Chitradurga	D. Kannada	Davangere	
Arecanut	-	2020-21	Kharif	-	-	-	-	-	-	-	-	-	32072	-	-	
			Summer	-	-	-	-	-	-	-	-	-	-	-	35161	35658
Bajra	-	2020-21	Kharif	-	1315	1318	-	-	-	-	-	-	-	-	-	-
			Rabi	-	-	-	-	-	1407	-	-	-	-	-	-	-
			Summer	-	-	-	-	-	-	-	-	-	-	-	-	-
Banana	-	2020-21	Summer	-	-	-	-	-	-	-	-	-	-	-	-	
Cashewnut	-	2020-21	Kharif	-	-	-	-	-	-	-	-	-	-	-	-	
			Summer	-	-	-	-	-	-	-	8571	-	-	-	-	
Castor seed	-	2020-21	Kharif	-	-	-	-	-	-	-	-	-	-	-	-	
			Rabi	-	-	-	-	-	-	-	-	-	-	-	-	
Chilli	Dry	2020-21	Kharif	9115	13549	-	-	-	-	-	-	-	-	-	-	
	Green	2020-21	Kharif	-	-	-	-	-	-	-	-	-	-	-	-	
Coconut	-	2020-21	Kharif	-	-	-	-	-	-	-	-	-	11220	-	-	
			Summer	-	-	-	-	-	-	11306	-	-	-	14246	11637	
Cotton	Hybrid	2020-21	Kharif	-	5037	-	-	5377	-	4626	-	-	5576	-	4832	
			Rabi	-	-	-	-	-	-	-	-	-	-	-	-	
Ginger	-	2020-21	Kharif	-	-	-	-	-	-	-	-	-	-	-	-	
			Summer	-	-	-	-	-	-	-	-	-	-	-	-	
Gram	-	2020-21	Kharif	-	-	-	-	-	-	-	-	-	-	-	-	
			Rabi	4625	4524	-	-	4466	4493	-	-	4475	4772	-	4349	
			Summer	-	-	-	-	-	-	-	-	-	-	-	-	
Ground Nut	-	2020-21	Kharif	-	4657	-	-	4180	-	1605	-	4313	4136	-	3806	
			Rabi	-	5837	-	-	6638	-	-	-	-	5641	-	-	
			Summer	4932	4649	-	-	6865	-	-	-	-	5089	-	-	
Jowar	HYV	2020-21	Kharif	-	1372	-	-	3091	-	1385	-	1821	-	-	-	
			Rabi	-	-	-	-	3152	3086	-	-	-	-	-	3373	
			Summer	-	-	-	-	4615	-	-	-	-	-	-	-	
	Local	2020-21	Kharif	-	-	-	-	-	-	-	-	-	-	-	-	
			Rabi	-	1639	-	-	-	-	-	-	-	1774	-	-	
			Summer	-	-	-	-	-	-	-	-	-	-	-	-	
Maize	HB	2020-21	Kharif	-	1347	1473	1852	1518	-	1332	1257	1415	1349	-	1335	
			Rabi	1435	-	-	-	1643	-	-	-	-	-	-	-	
			Summer	-	-	-	-	3108	-	-	-	-	-	-	-	
Paddy	-	2020-21	Kharif	-	1710	-	-	1670	-	2003	1100	1817	-	1778	1832	
			Rabi	-	-	-	-	-	-	-	-	1680	-	-	-	
			Summer	-	1720	-	-	-	-	-	-	-	-	-	-	

Table 4.13 (Contd.) Crop-wise District-wise Farm Harvest Prices of Principal Crops in India - Karnataka

(Rs.per Quintal)

Crop Name	Variety	Year	Season \$	Dharwad	Gadag	Hassan	Haveri	Kalburagi	Kodagu	Kolar	Koppal	Mandya	Mysore	Raichur	Ramanagar
Arecanut	-	2020-21	Kharif	-	-	-	-	-	-	-	-	-	-	-	-
			Summer	-	-	-	-	-	40184	-	-	40813	39921	-	-
Bajra	-	2020-21	Kharif	-	1116	-	-	-	-	-	1292	-	-	1340	-
			Rabi	-	-	-	-	-	-	-	1377	-	-	-	-
			Summer	-	1210	-	-	1626	-	-	1972	-	-	-	-
Banana	-	2020-21	Summer	-	-	-	-	-	-	-	-	3739	-	-	
Cashewnut	-	2020-21	Kharif	-	-	-	-	-	-	-	-	-	-	-	-
			Summer	-	-	-	-	-	-	-	-	-	-	-	-
Castor seed	-	2020-21	Kharif	-	3206	-	-	-	-	-	-	-	-	-	-
			Rabi	-	3336	-	-	-	-	-	-	-	-	-	-
Chilli	Dry	2020-21	Kharif	-	-	-	9394	-	-	-	-	-	-	8000	-
	Green	2020-21	Kharif	-	-	1519	-	-	-	-	-	-	-	-	-
Coconut	-	2020-21	Kharif	-	-	10665	-	-	-	-	-	-	-	-	13911
			Summer	-	-	10440	-	-	24375	-	-	19430	17460	-	-
Cotton	Hybrid	2020-21	Kharif	-	-	-	4892	-	-	-	-	-	5336	4619	-
			Rabi	5200	-	-	-	-	-	-	-	-	-	-	-
Ginger	-	2020-21	Kharif	-	-	1458	-	-	-	-	-	-	2211	-	-
			Summer	-	-	-	-	-	-	-	-	-	2211	-	-
Gram	-	2020-21	Kharif	-	-	-	-	-	-	-	4284	-	-	5274	-
			Rabi	-	4595	-	4650	4698	-	-	4481	-	4815	-	-
			Summer	-	-	-	-	-	-	-	4005	-	-	-	-
Ground Nut	-	2020-21	Kharif	-	3814	-	4093	5791	-	4182	5351	-	-	3976	-
			Rabi	-	-	-	-	-	-	-	4878	-	-	-	-
			Summer	-	5241	-	5070	4216	-	-	5773	-	-	5222	-
Jowar	HYV	2020-21	Kharif	-	-	-	1650	2851	-	3168	1084	-	1504	-	-
			Rabi	2330	-	-	-	3021	-	-	-	-	-	-	2305
			Summer	-	-	-	-	3036	-	-	-	-	-	-	-
	Local	2020-21	Kharif	-	1498	-	-	-	-	-	-	-	-	-	-
			Rabi	-	1599	-	1661	-	-	-	1583	-	-	-	-
			Summer	-	1726	-	-	-	-	-	1607	-	-	1787	-
Maize	HB	2020-21	Kharif	-	1207	1566	1363	1011	1013	1517	-	1650	1266	-	-
			Rabi	-	1363	1815	1621	2257	-	-	1542	-	1017	-	-
			Summer	-	1334	-	-	2693	-	-	1603	-	-	-	-
Paddy	-	2020-21	Kharif	-	-	1358	1678	-	1813	1917	1939	1772	1717	1825	1924
			Rabi	-	-	-	-	-	-	-	1892	-	-	-	-
			Summer	-	-	-	-	-	-	-	1637	1735	1795	1964	-

Table 4.13 (Contd.) Crop-wise District-wise Farm Harvest Prices of Principal Crops in India - Karnataka

(Rs.per Quintal)

Crop Name	Variety	Year	Season \$	Shivamoga	Tumkur	U.Kannada	Udupi	Vijayapura	Yadgir	State Wtd Average					
Areca nut	-	2020-21	Kharif	-	36734	-	-	-	-	34403					
			Summer	28564	-	-	27333	-	-	35376					
Bajra	-	2020-21	Kharif	-	-	-	-	1298	1787	1352					
			Rabi	-	-	-	-	-	-	1392					
			Summer	-	-	-	-	-	2332	1785					
Banana	-	2020-21	Summer	-	-	-	-	-	-	3739					
Cashewnut	-	2020-21	Kharif	-	-	8500	-	-	-	8500					
			Summer	-	-	-	8273	-	-	8422					
Castor seed	-	2020-21	Kharif	-	-	-	-	-	-	3206					
			Rabi	-	-	-	-	-	-	3336					
Chilli	Dry	2020-21	Kharif	-	-	-	-	-	-	10014					
	Green	2020-21	Kharif	-	-	-	-	-	-	1519					
Coconut	-	2020-21	Kharif	-	15798	17872	-	-	-	13893					
			Summer	-	-	-	10371	-	-	14908					
Cotton	Hybrid	2020-21	Kharif	-	-	-	-	4786	5347	5043					
			Rabi	-	-	-	-	-	-	5200					
Ginger	-	2020-21	Kharif	-	-	-	-	-	-	1835					
			Summer	-	-	-	-	-	-	2211					
Gram	-	2020-21	Kharif	-	-	-	-	-	-	4779					
			Rabi	-	-	-	-	-	-	4578					
			Summer	-	-	-	-	-	-	4005					
Ground Nut	-	2020-21	Kharif	-	5951	-	-	3800	-	4261					
			Rabi	-	-	-	-	-	5521	5703					
			Summer	-	-	-	-	5300	-	5236					
Jowar	HYV	2020-21	Kharif	-	-	-	-	-	-	1992					
			Rabi	-	-	-	-	2600	3701	2866					
			Summer	-	-	-	-	-	-	3825					
	Local	2020-21	Kharif	-	-	-	-	-	-	1498					
			Rabi	-	-	-	-	-	-	1651					
			Summer	-	-	-	-	-	-	1707					
Maize	HB	2020-21	Kharif	1366	-	1366	-	1257	-	1376					
			Rabi	-	-	1495	-	1296	-	1548					
			Summer	-	-	-	-	-	-	2099					
Paddy	-	2020-21	Kharif	1710	-	-	1805	-	2804	1842					
			Rabi	-	-	-	1923	-	-	1832					
			Summer	-	-	-	-	-	-	1767					

Table 4.13 (Contd.) Crop-wise District-wise Farm Harvest Prices of Principal Crops in India - Karnataka

(Rs.per Quintal)

Crop Name	Variety	Year	Season \$	Bagalkote	Ballari	Bangalore Rural	Bangalore Urban	Belagavi	Bidar	Chamrajnagar	Chickaballapura	Chickmagalur	Chitradurga	D. Kannada	Davangere	
Paddy	Local	2020-21	Kharif	-	-	-	-	-	-	-	-	1771	-	-	-	
Pepper	-	2020-21	Kharif	-	-	-	-	-	-	-	-	-	-	-	-	
			Summer	-	-	-	-	-	-	-	-	-	-	-	27467	-
Potato	-	2020-21	Kharif	-	-	-	-	-	-	2793	-	2050	-	-	-	
Ragi	HYV	2020-21	Kharif	-	2065	3259	3075	-	-	2056	2100	2588	3150	-	-	
			Rabi	-	2489	-	-	-	-	-	-	-	-	-	-	2304
			Summer	-	-	-	-	-	-	-	-	-	-	-	-	-
Sesamum	-	2020-21	Kharif	-	-	-	-	-	-	-	-	5750	-	-	-	
			Rabi	-	-	-	-	-	-	-	-	-	-	-	-	
			Summer	-	-	-	-	-	-	-	-	-	-	-	-	
Soyabean	-	2020-21	Kharif	-	-	-	-	3424	3416	-	-	-	-	-		
Sugarcane	-	2020-21	Kharif	-	-	-	-	-	-	-	-	-	-	-	-	
			Rabi	-	-	-	-	3713	-	-	-	-	-	-		
			Summer	-	-	-	-	-	-	-	-	-	-	-		
Sunflower	-	2020-21	Kharif	3344	5382	-	-	4200	-	4461	-	4550	-	-	-	
			Rabi	-	-	-	-	-	-	-	-	-	-	-	-	
			Summer	-	-	-	-	-	-	-	-	-	-	-	-	
Tobacco	-	2020-21	Kharif	-	-	-	-	-	-	-	-	-	-	-	-	
			Summer	-	-	-	-	-	-	-	-	-	-	-		
Tur Arhar	-	2020-21	Kharif	5280	4986	-	-	4250	5280	-	5567	-	4727	-	-	
			Rabi	-	-	-	-	-	-	-	-	-	-	-	-	
			Summer	-	-	-	-	-	-	-	-	-	-	-	-	
Turmeric	-	2020-21	Kharif	5696	-	-	-	-	-	5716	-	-	-	-		
Wheat	-	2020-21	Rabi	2601	-	-	-	2853	2193	-	-	-	-	-		

Table 4.13 (Contd.) Crop-wise District-wise Farm Harvest Prices of Principal Crops in India - Karnataka

(Rs.per Quintal)

Crop Name	Variety	Year	Season \$	Dharwad	Gadag	Hassan	Haveri	Kalburagi	Kodagu	Kolar	Koppal	Mandya	Mysore	Raichur	Ramanagar	
Paddy	Local	2020-21	Kharif	-	-	-	-	-	1783	-	-	-	-	-	-	
Pepper	-	2020-21	Kharif	-	-	-	-	-	-	-	-	-	-	-	-	
			Summer	-	-	-	-	-	31375	-	-	-	-	-	-	
Potato	-	2020-21	Kharif	-	-	2249	-	2781	-	-	-	-	-	-	-	
Ragi	HYV	2020-21	Kharif	1874	-	2291	1433	-	-	3025	-	2851	2538	-	2521	
			Rabi	-	-	2981	-	-	-	-	-	-	-	2312	-	-
			Summer	-	1104	-	-	-	-	-	-	-	2950	-	-	-
Sesamum	-	2020-21	Kharif	-	7548	-	-	6976	-	-	-	6971	-	8133	-	
			Rabi	-	-	-	-	-	-	-	7717	-	-	-	-	
			Summer	-	-	-	-	-	-	-	-	7135	-	-	-	
Soyabean	-	2020-21	Kharif	-	-	-	3723	5034	-	-	-	-	-	-		
Sugarcane	-	2020-21	Kharif	-	-	2738	-	-	-	-	-	-	-	-	-	
			Rabi	-	-	-	-	-	-	-	-	-	-	-	-	
			Summer	-	-	2738	-	-	2250	-	-	2135	2777	-	-	
Sunflower	-	2020-21	Kharif	-	3595	-	4828	4418	-	-	4417	-	-	4432	-	
			Rabi	-	6350	-	6944	5236	-	-	6241	-	-	5880	-	
			Summer	-	6125	-	-	4713	-	-	6003	-	-	-	-	
Tobacco	-	2020-21	Kharif	-	-	17188	-	-	-	-	-	-	-	-	-	
			Summer	-	-	-	-	-	-	-	-	-	17465	-	-	
Tur Arhar	-	2020-21	Kharif	-	4519	-	4828	-	-	6339	4700	-	-	6440	-	
			Rabi	-	-	-	-	-	-	-	4742	-	-	-	-	
			Summer	-	-	-	-	-	-	-	4382	-	-	-	-	
Turmeric	-	2020-21	Kharif	-	-	-	-	-	-	-	-	-	-	-		
Wheat	-	2020-21	Rabi	2604	3350	-	-	2498	-	-	-	-	-	1800	-	

Table 4.13 (Contd.) Crop-wise District-wise Farm Harvest Prices of Principal Crops in India - Karnataka

(Rs.per Quintal)

Crop Name	Variety	Year	Season \$	Shivamoga	Tumkur	U.Kannada	Udupi	Vijayapura	Yadgir	State Wtd Average						
Paddy	Local	2020-21	Kharif	-	-	-	-	-	-	1777						
Pepper	-	2020-21	Kharif	-	-	32851	-	-	-	32851						
			Summer	-	-	-	-	-	-	29421						
Potato	-	2020-21	Kharif	-	-	-	-	-	-	2718						
Ragi	HYV	2020-21	Kharif	-	2163	-	-	-	-	2466						
			Rabi	-	-	-	-	-	-	2521						
			Summer	-	-	-	-	-	-	-	2027					
Sesamum	-	2020-21	Kharif	-	-	-	-	-	-	7076						
			Rabi	-	-	-	-	-	-	-	7717					
			Summer	-	-	-	-	-	-	-	7135					
Soyabean	-	2020-21	Kharif	-	-	-	-	-	-	3899						
Sugarcane	-	2020-21	Kharif	-	-	3221	-	-	-	2979						
			Rabi	-	-	-	-	-	-	-	3713					
			Summer	-	-	-	-	-	-	-	-	2475				
Sunflower	-	2020-21	Kharif	-	-	-	-	3829	-	4314						
			Rabi	-	-	-	-	-	-	-	6130					
			Summer	-	-	-	-	-	-	-	-	5613				
Tobacco	-	2020-21	Kharif	-	-	-	-	-	-	17188						
			Summer	-	-	-	-	-	-	-	17465					
Tur Arhar	-	2020-21	Kharif	-	4544	-	-	5390	5336	5156						
			Rabi	-	-	-	-	-	5336	5039						
			Summer	-	-	-	-	-	-	-	4382					
Turmeric	-	2020-21	Kharif	-	-	-	-	-	-	5706						
Wheat	-	2020-21	Rabi	-	-	-	-	2186	-	2510						

Table 4.14 Crop-wise District-wise Farm Harvest Prices of Principal Crops in India - Kerala

(Rs.per Quintal)

Crop Name	Variety	Year	Season \$	Alappuzha	Ernakulam	Idukki	Kannur	Kasargod	Kollam	Kottayam	Kozhikode	Malappuram	Palakkad	Pathanamthi tta	Thiruvananthapuram
Banana	-	2020-21	-	4214	3361	2946	3488	2984	4487	3645	3165	2424	2926	3749	3892
Ginger	Dry	2020-21	-	-	-	17833	-	-	-	-	-	16300	20357	-	-
Paddy	-	2020-21	-	2753	2717	2733	2189	2340	2758	2748	2626	1944	2708	2745	2459
Pepper	-	2020-21	-	40000	32304	33313	32351	33290	33470	32334	32168	32093	32116	31932	30286
Tapioca	-	2020-21	-	1666	1133	1485	1686	1786	1551	1338	1705	968	1181	1719	2062

Table 4.14 (Contd.) Crop-wise District-wise Farm Harvest Prices of Principal Crops in India - Kerala

(Rs.per Quintal)

Crop Name	Variety	Year	Season \$	Trichur	Wayanad	State Wtd Average									
Banana	-	2020-21	-	3288	2061	3015									
Ginger	Dry	2020-21	-	-	18475	11491									
Paddy	-	2020-21	-	2735	1650	2604									
Pepper	-	2020-21	-	32343	33914	33166									
Tapioca	-	2020-21	-	1494	1054	1520									

Table 4.15 Crop-wise District-wise Farm Harvest Prices of Principal Crops in India - Madhya Pradesh

(Rs.per Quintal)

Crop Name	Variety	Year	Season \$	Anuppur	Ashoknagar	Balaghat	Barwani	Bhind	Bhopal	Burhanpur	Chhindwara	Damoh	Datia	Dhar	Dindori
Bajra	-	2020-21	Kharif	-	-	-	2211	1367	-	2116	-	-	1691	-	-
Barley	-	2020-21	Rabi	1800	-	-	-	1532	-	-	-	-	1643	-	-
Castor seed	-	2020-21	-	-	-	-	-	-	-	-	-	-	-	-	-
Chilli	-	2020-21	-	-	-	-	-	20538	6353	17190	-	-	-	17196	-
Cotton	-	2020-21	-	-	-	-	5353	-	-	4796	-	-	-	5244	-
Ginger	Fresh	2020-21	-	-	-	-	6805	-	-	8143	5900	3029	-	5163	-
Gram	-	2020-21	Rabi	5000	-	-	-	-	4228	-	-	5075	5216	5320	6304
Ground Nut	-	2020-21	Kharif	-	-	-	5179	-	3425	4714	4820	5156	-	-	-
Jowar	-	2020-21	Kharif	-	-	-	2046	1372	3031	2046	4820	-	1689	1710	-
			Rabi	-	-	-	-	-	-	-	-	-	-	-	-
Linseed	-	2020-21	Rabi	5000	-	-	-	6770	-	-	-	5138	-	-	5528
Maize	-	2020-21	Kharif	1498	2037	-	1406	-	1423	1295	-	1449	1675	1303	1605
Nigerseed	-	2020-21	-	-	-	-	-	-	-	-	-	-	-	-	-
Paddy	Fine	2020-21	-	2300	-	-	2777	2569	-	-	-	-	1730	-	-
	Local	2020-21	-	1333	-	1810	-	1709	-	-	-	-	-	-	-
	Medium	2020-21	-	1745	-	2050	2126	2025	-	-	-	-	1650	-	-
Potato	-	2020-21	Summer	-	-	-	-	-	-	-	3165	-	-	1715	-
			Winter	1927	-	-	-	-	-	-	2350	983	-	-	-
	Hills	2020-21	Summer	-	-	-	-	-	-	-	-	-	-	-	-
			Winter	2000	-	-	-	-	-	-	-	-	-	-	-
Rape/Mustard	-	2020-21	Rabi	4688	-	-	-	5702	-	-	-	-	5504	-	5460
Rice	Fine	2020-21	-	-	-	-	3520	-	6433	3746	5140	3895	-	-	3370
	Local	2020-21	-	-	4140	-	-	-	3726	-	3260	2013	2198	-	2160
	Medium	2020-21	-	-	-	-	-	-	4969	3030	4130	2863	-	-	2426
Sannhemp	-	2020-21	-	-	-	4500	-	-	-	-	-	-	-	4100	-
Sesamum	-	2020-21	Kharif	11000	-	-	-	8646	-	11317	-	7988	8060	-	-
Soyabean	-	2020-21	Kharif	-	-	-	-	-	3698	-	-	-	-	4179	-
Tobacco	-	2020-21	-	18000	-	-	-	18213	-	-	-	-	-	-	-
Tur Arhar	Delay	2020-21	Kharif	5000	-	-	-	6683	6947	-	-	6628	6384	-	-
	Early	2020-21	Kharif	5000	-	-	-	7352	7672	-	-	6700	6611	6150	-
Turmeric	-	2020-21	-	8043	-	-	-	-	-	-	-	-	-	-	-
Wheat	-	2020-21	Rabi	2000	-	-	2313	1728	2145	-	-	1706	1814	1785	1833

Table 4.15 (Contd.) Crop-wise District-wise Farm Harvest Prices of Principal Crops in India - Madhya Pradesh

(Rs.per Quintal)

Crop Name	Variety	Year	Season \$	Guna	Gwalior	Hoshangab ad	Indore	Jabalpur	Jhabua	Katni	Khandwa	Khargone	Mandsaur	Narsinghpur	Panna	
Bajra	-	2020-21	Kharif	-	1366	-	-	-	-	-	-	-	-	-	-	
Barley	-	2020-21	Rabi	-	1539	-	-	-	-	-	-	-	-	-	-	
Castor seed	-	2020-21	-	-	-	-	-	-	4874	-	-	-	-	-	-	
Chilli	-	2020-21	-	-	21420	17333	17594	-	21900	-	-	12008	-	-	-	
Cotton	-	2020-21	-	-	-	-	7000	-	4250	-	-	5090	-	-	-	
Ginger	Fresh	2020-21	-	6025	-	6400	4955	5035	-	5261	5361	3820	-	4653	-	
Gram	-	2020-21	Rabi	4942	4340	4800	5618	5011	-	-	-	4014	-	4619	4085	
Ground Nut	-	2020-21	Kharif	-	-	-	6875	-	5350	-	-	5258	-	-	-	
Jowar	-	2020-21	Kharif	-	1675	-	-	3500	-	-	-	2418	-	3338	3650	
			Rabi	-	-	-	-	-	-	-	-	2400	-	-	-	
Linseed	-	2020-21	Rabi	-	6800	-	-	7000	-	5480	-	-	-	-	-	
Maize	-	2020-21	Kharif	1937	-	-	-	1143	1625	1705	-	1217	1480	-	1432	
Nigerseed	-	2020-21	-	-	-	-	-	-	-	8248	-	-	-	-	-	
Paddy	Fine	2020-21	-	-	-	-	-	2467	-	-	-	-	-	-	-	
	Local	2020-21	-	-	1947	-	-	1443	-	-	-	-	-	-	-	
	Medium	2020-21	-	-	-	-	-	1755	-	1580	-	-	-	-	-	
Potato	-	2020-21	Summer	-	1637	-	-	3406	-	-	-	-	-	-	-	
			Winter	4155	-	-	1602	-	-	1247	-	-	-	-	1618	994
	Hills	2020-21	Summer	4140	-	-	-	-	-	-	-	-	-	-	1500	1385
			Winter	-	-	-	-	-	-	-	-	-	-	-	-	1385
Rape/Mustard	-	2020-21	Rabi	5469	3971	-	-	4350	-	4825	-	-	-	-	4000	
Rice	Fine	2020-21	-	3435	-	-	-	4160	4100	3523	-	-	-	5620	3645	
	Local	2020-21	-	3402	-	-	-	2465	2560	2169	-	-	-	2697	2647	
	Medium	2020-21	-	-	-	-	-	2938	2565	2930	-	-	-	3660	2675	
Sannhemp	-	2020-21	-	-	-	-	-	-	3450	-	4400	-	-	-		
Sesamum	-	2020-21	Kharif	17237	9321	-	-	9506	10300	-	-	-	-	7722	9134	
Soyabean	-	2020-21	Kharif	-	-	-	4725	3833	-	-	-	-	-	4533	-	
Tobacco	-	2020-21	-	-	-	-	-	-	-	-	-	-	-	11688	-	
Tur Arhar	Delay	2020-21	Kharif	-	5750	-	-	6395	-	-	-	-	-	5491	7540	
	Early	2020-21	Kharif	7751	4677	-	10735	5333	-	-	-	5260	-	6069	8395	
Turmeric	-	2020-21	-	-	-	-	-	-	-	-	-	-	-	-	-	
Wheat	-	2020-21	Rabi	2188	1601	1900	2007	1852	-	1780	-	2108	-	1948	1815	

Table 4.15 (Contd.) Crop-wise District-wise Farm Harvest Prices of Principal Crops in India - Madhya Pradesh

(Rs.per Quintal)

Crop Name	Variety	Year	Season \$	Raisen	Rajgarh	Ratlam	Sagar	Satna	Shahdol	Shajapur	Sheopur	Shivpuri	Sidhi	Singhroli	Tikamgarh
Bajra	-	2020-21	Kharif	-	-	-	-	-	-	-	1610	1662	-	-	-
Barley	-	2020-21	Rabi	-	-	-	-	1685	-	-	-	1616	1505	1710	-
Castor seed	-	2020-21	-	-	-	-	-	-	-	-	-	-	-	-	-
Chilli	-	2020-21	-	-	15000	6000	-	-	-	19670	18679	13653	-	-	-
Cotton	-	2020-21	-	-	5000	4038	-	-	-	-	-	-	-	-	-
Ginger	Fresh	2020-21	-	-	-	-	5113	5071	-	-	-	-	-	-	3478
Gram	-	2020-21	Rabi	5700	-	-	6074	4973	-	4678	4983	5119	4525	4257	-
Ground Nut	-	2020-21	Kharif	-	5000	-	5007	-	-	4750	5682	6631	-	-	-
Jowar	-	2020-21	Kharif	-	3000	-	3705	-	-	-	1600	-	1289	-	-
			Rabi	-	-	-	-	-	-	-	-	-	-	-	-
Linseed	-	2020-21	Rabi	-	-	-	3050	5682	-	4083	-	-	5782	4190	-
Maize	-	2020-21	Kharif	3033	1400	-	2429	-	1500	2305	-	1847	1016	1448	-
Nigerseed	-	2020-21	-	-	-	-	-	-	-	-	-	8421	-	3500	-
Paddy	Fine	2020-21	-	-	-	-	3105	-	-	-	2825	-	-	-	-
	Local	2020-21	-	-	-	-	-	-	1900	-	-	-	1548	1825	-
	Medium	2020-21	-	-	-	-	-	-	-	-	1876	-	2063	2025	-
Potato	-	2020-21	Summer	-	-	-	-	-	-	-	-	-	-	-	-
			Winter	-	-	-	1433	1403	1563	-	1500	2554	958	1310	-
	Hills	2020-21	Summer	-	-	-	-	-	1400	-	-	-	900	-	-
			Winter	-	-	-	-	1210	1100	-	-	-	908	-	-
Rape/Mustard	-	2020-21	Rabi	-	-	-	-	-	5500	-	5657	-	4986	-	-
Rice	Fine	2020-21	-	4200	6000	-	3957	-	3000	-	4500	6280	3200	5299	-
	Local	2020-21	-	2778	4000	-	2435	2236	2000	-	-	3641	1600	2680	-
	Medium	2020-21	-	3560	5000	-	3117	-	2500	-	-	4633	-	2730	-
Sannhemp	-	2020-21	-	-	-	-	-	-	-	-	-	-	-	-	-
Sesamum	-	2020-21	Kharif	12217	11600	-	6014	7423	8625	-	-	9200	6985	7379	-
Soyabean	-	2020-21	Kharif	3562	4000	3575	4101	-	-	4300	4677	-	-	-	-
Tobacco	-	2020-21	-	-	-	-	-	-	-	-	-	-	-	-	-
Tur Arhar	Delay	2020-21	Kharif	-	-	-	3068	5312	-	2990	-	8748	5700	-	-
	Early	2020-21	Kharif	5700	-	-	4036	5578	4000	-	-	-	5000	-	-
Turmeric	-	2020-21	-	-	-	-	-	-	9000	-	-	-	-	-	-
Wheat	-	2020-21	Rabi	2200	-	-	2173	1793	-	1974	1817	1756	1592	1770	-

Table 4.15 (Contd.) Crop-wise District-wise Farm Harvest Prices of Principal Crops in India - Madhya Pradesh

(Rs.per Quintal)

Crop Name	Variety	Year	Season \$	Umara	State Wtd Average										
Bajra	-	2020-21	Kharif	-	1717										
Barley	-	2020-21	Rabi	-	1600										
Castor seed	-	2020-21	-	-	4874										
Chilli	-	2020-21	-	15000	15862										
Cotton	-	2020-21	-	-	5096										
Ginger	Fresh	2020-21	-	5500	4982										
Gram	-	2020-21	Rabi	6750	5027										
Ground Nut	-	2020-21	Kharif	-	5219										
Jowar	-	2020-21	Kharif	-	2582										
			Rabi	-	2400										
Linseed	-	2020-21	Rabi	-	5369										
Maize	-	2020-21	Kharif	2000	1648										
Nigerseed		2020-21	-	-	6723										
Paddy	Fine	2020-21	-	2000	2517										
	Local	2020-21	-	1500	1668										
	Medium	2020-21	-	-	1927										
Potato	-	2020-21	Summer	-	2481										
			Winter	2000	1672										
	Hills	2020-21	Summer	-	1865										
			Winter	-	1321										
Rape/Mustard	-	2020-21	Rabi	5500	4985										
Rice	Fine	2020-21	-	-	4303										
	Local	2020-21	-	-	2717										
	Medium	2020-21	-	-	3329										
Sannhemp	-	2020-21	-	-	4113										
Sesamum	-	2020-21	Kharif	8383	9336										
Soyabean	-	2020-21	Kharif	-	4107										
Tobacco	-	2020-21	-	-	15967										
Tur Arhar	Delay	2020-21	Kharif	-	5902										
	Early	2020-21	Kharif	7500	6290										
Turmeric	-	2020-21	-	9146	7274										
Wheat	-	2020-21	Rabi	-	1889										

Table 4.16 Crop-wise District-wise Farm Harvest Prices of Principal Crops in India - Maharashtra

(Rs.per Quintal)

Crop Name	Variety	Year	Season \$	Ahmednagar	Akola	Amravati	Aurangabad	Beed	Bhandara	Buldhana	Chandrapur	Dhule	Gadchiroli	Gondia	Hingoli
Bajra	-	2020-21	Kharif	1386	1476	1802	1351	1390	-	1258	-	1335	-	-	-
Castor seed	-	2020-21	-	4277	-	4480	4293	5200	3332	2750	-	3693	-	-	3428
Gram	-	2020-21	-	4384	4659	4558	4406	4338	4437	4439	4455	4868	-	-	4590
Ground Nut	-	2020-21	-	4297	3200	5430	3387	4467	-	5094	-	4729	5280	-	4808
Jowar	-	2020-21	Kharif	2032	1126	1314	1704	1515	-	1223	-	1641	-	-	1413
Linseed	-	2020-21	-	-	-	5070	5958	-	5718	-	-	-	-	-	-
Maize	-	2020-21	Kharif	1396	1336	1251	1362	1395	-	1290	-	1408	-	-	-
Nigerseed	-	2020-21	-	-	-	-	-	-	-	-	-	-	-	-	-
Paddy	-	2020-21	-	-	-	-	-	-	1922	-	2341	-	2278	1829	-
Ragi	-	2020-21	-	-	-	-	-	-	-	-	-	-	-	-	-
Rape/Mustard	-	2020-21	-	4389	5059	-	4934	5688	4056	4604	-	-	-	-	-
Sesamum	-	2020-21	-	5488	7495	7868	7484	7312	-	7665	-	6520	-	-	10005
Soyabean	-	2020-21	-	4627	4000	-	5382	4829	-	5640	-	4200	-	-	-
Sunflower	-	2020-21	-	4627	4000	-	5382	4829	-	5640	-	4200	-	-	-
Tur Arhar	-	2020-21	-	5618	6167	6230	5661	5886	5792	6079	5952	1537	-	-	6159
Wheat	-	2020-21	-	1696	1745	1642	1700	1655	1577	1617	1564	1684	-	-	1738

Table 4.16 (Contd.) Crop-wise District-wise Farm Harvest Prices of Principal Crops in India - Maharashtra

(Rs.per Quintal)

Crop Name	Variety	Year	Season \$	Jalgaon	Jalna	Latur	Mumbai	Nagpur	Nanded	Nandurbar	Nasik	Osmanabad	Palghar	Parbhani	Pune
Bajra	-	2020-21	Kharif	1367	1371	1212	2423	-	1148	1351	1361	1033	-	1461	1798
Castor seed	-	2020-21	-	3705	4049	-	-	4350	3923	-	3908	3916	-	-	3450
Gram	-	2020-21	-	4878	4677	4649	5750	4530	4402	5172	4411	4459	-	4527	4817
Ground Nut	-	2020-21	-	4453	3000	5124	5929	4492	4622	4618	4184	3406	-	4952	4366
Jowar	-	2020-21	Kharif	1594	1630	1560	3441	2248	1322	1624	1586	1672	-	1824	2798
Linseed	-	2020-21	-	-	4697	-	-	5569	-	4917	-	5064	-	-	4600
Maize	-	2020-21	Kharif	1389	1399	1466	2060	1443	1296	1419	1428	1332	-	-	1724
Nigerseed		2020-21	-	-	-	-	-	-	-	-	-	4900	-	-	-
Paddy	-	2020-21	-	-	-	-	-	2152	-	1400	-	1158	-	-	-
Ragi	-	2020-21	-	-	-	-	-	-	-	3500	-	-	-	-	3453
Rape/Mustard	-	2020-21	-	-	5511	6000	7029	4097	3934	-	-	4828	-	-	-
Sesamum	-	2020-21	-	7109	7763	8481	12702	7425	7734	7573	5600	5848	-	-	8400
Soyabean	-	2020-21	-	5330	5499	3612	-	-	5806	5380	4300	3915	-	-	5335
Sunflower	-	2020-21	-	5330	5499	3612	-	-	5806	5380	4300	3915	-	-	5335
Tur Arhar	-	2020-21	-	5599	5991	6338	-	6033	5898	5121	5444	5963	-	6100	5233
Wheat	-	2020-21	-	1669	1661	1757	3262	1908	1551	1723	1693	1786	2700	1719	2442

Table 4.16 (Contd.) Crop-wise District-wise Farm Harvest Prices of Principal Crops in India - Maharashtra

(Rs.per Quintal)

Crop Name	Variety	Year	Season \$	Raigarh	Sangli	Satara	Sindhudurg	Solapur	Thane	Wardha	Washim	Yavatmal	State Wtd Average		
Bajra	-	2020-21	Kharif	-	2214	1757	2600	1350	-	-	4800	1560	1429		
Castor seed	-	2020-21	-	-	-	-	-	3930	-	-	-	-	3945		
Gram	-	2020-21	-	-	4910	4987	-	4413	6193	4385	4564	4538	4563		
Ground Nut	-	2020-21	-	-	-	-	-	3640	-	5333	5262	4842	4578		
Jowar	-	2020-21	Kharif	-	3124	2917	-	2576	3055	1212	1308	1427	1775		
Linseed	-	2020-21	-	-	-	-	-	-	-	5771	-	-	5457		
Maize	-	2020-21	Kharif	-	1608	1802	-	1471	-	-	-	-	1425		
Nigerseed		2020-21	-	-	-	-	-	-	-	-	-	-	4900		
Paddy	-	2020-21	-	1891	-	-	-	1200	-	-	-	-	2098		
Ragi	-	2020-21	-	3500	-	-	-	-	-	-	-	-	-		
Rape/Mustard	-	2020-21	-	-	-	-	-	-	-	-	-	-	5527		
Sesamum	-	2020-21	-	-	-	-	-	-	12225	5928	9251	7832	8259		
Soyabean	-	2020-21	-	-	-	-	-	4635	-	-	-	-	5166		
Sunflower	-	2020-21	-	-	-	-	-	4635	-	-	-	-	5074		
Tur Arhar	-	2020-21	-	-	6250	5300	-	5761	-	6110	6240	6199	5940		
Wheat	-	2020-21	-	-	2411	1935	-	2039	2809	1598	1657	1700	1781		

Table 4.17 Crop-wise District-wise Farm Harvest Prices of Principal Crops in India - Manipur

(Rs.per Quintal)

Crop Name	Variety	Year	Season \$	Manipur	State Wtd Average										
Maize	-	2020-21	Kharif	1956	1956										
			Rabi	2014	2014										
Paddy	-	2020-21	Autum	2328	2328										
			Winter	2210	2210										
Potato	-	2020-21	-	1832	1832										
Rape/Mustard	-	2020-21	Rabi	3504	3504										
Sugarcane	-	2020-21	-	1197	1197										

Table 4.18 Crop-wise District-wise Farm Harvest Prices of Principal Crops in India - Mizoram

(Rs.per Quintal)

Crop Name	Variety	Year	Season \$	Aizawl	Champhal	Kolasib	Lawngtlai	Lunglei	Mamit	Serchhip	Siaha	State Wtd Average			
Arecanut	-	2020-21	-	4000	-	4857	13500	6750	2867	-	-	6395			
Banana	-	2020-21	-	4263	4400	2756	3457	3225	2567	4333	2341	3418			
Chilli	-	2020-21	-	29375	34000	28833	31042	21333	34643	30333	26100	29457			
Coconut	-	2020-21	-	5000	-	2900	5800	2875	4000	-	-	4115			
Ginger	-	2020-21	-	3188	2914	2057	3300	1975	1657	2350	1963	2426			
Maize	-	2020-21	-	2213	2814	2850	2871	3542	5933	2958	1960	3143			
Paddy	-	2020-21	-	2025	4679	2527	3793	2275	3533	3427	2475	3092			
Potato	-	2020-21	-	3500	3900	2000	3307	-	2000	3333	2800	2977			
Sesamum	-	2020-21	-	9286	12111	8960	6170	8917	9333	8700	-	9068			
Soyabean	-	2020-21	-	9000	8167	5000	5930	10166	8133	10545	4400	7668			
Sugarcane	-	2020-21	-	1875	-	2375	2245	1625	1800	2200	1500	1946			
Tapioca	-	2020-21	-	3000	3063	1171	2037	1900	1733	2083	1237	2028			
Tobacco	-	2020-21	-	38333	35333	-	53333	45455	28750	39000	34000	39172			
Tur Arhar	-	2020-21	-	4063	-	3671	4422	8500	3333	6333	-	4198			
Turmeric	-	2020-21	-	5000	2000	929	2900	2250	1553	2389	-	2432			

Table 4.19 Crop-wise District-wise Farm Harvest Prices of Principal Crops in India - Nagaland

(Rs.per Quintal)

Crop Name	Variety	Year	Season \$	Nagaland	State Wtd Average										
Ginger	-	2020-21	-	4000	4000										
Maize	-	2020-21	Kharif	1600	1600										
Paddy	Fine	2020-21	-	1600	1600										

Table 4.20 Crop-wise District-wise Farm Harvest Prices of Principal Crops in India - Odisha

(Rs.per Quintal)

Crop Name	Variety	Year	Season \$	Angul	Balasore	Bargarh	Bhadrak	Bolangir	Bouth	Cuttack	Deogarh	Dhenkanal	Gajpati	Ganjam	Jagatsinghpur
Ground Nut	-	2020-21	-	4513	5111	2999	4500	2999	4410	4243	4670	4862	4350	4300	8123
Jute	-	2020-21	-	-	4256	-	5296	-	-	3847	-	-	-	-	4100
Maize	-	2020-21	-	2117	-	2061	2000	2061	1388	2300	1611	2416	1170	1800	1378
Nigerseed		2020-21	-	-	-	-	-	-	-	-	-	-	4706	-	-
Paddy	-	2020-21	-	1445	1253	1527	1390	1527	1721	1827	1758	1885	1666	1739	1533
Potato	-	2020-21	-	2573	1389	2929	2376	2929	3444	1277	2682	2274	-	1300	2340
Ragi	-	2020-21	-	-	-	4771	-	4771	-	-	-	2135	2285	2617	-
Rape/Mustard	-	2020-21	-	5404	5823	5851	7302	5851	6144	4912	5540	6366	5700	-	4907
Sesamum	-	2020-21	-	6514	6500	8000	6000	8000	6989	6790	6380	10233	6820	7460	-
Sugarcane	-	2020-21	-	644	356	341	500	341	300	359	-	400	-	300	355
Wheat	-	2020-21	-	-	-	1867	-	-	-	-	-	1779	-	-	-

Table 4.20 (Contd.) Crop-wise District-wise Farm Harvest Prices of Principal Crops in India - Odisha

(Rs.per Quintal)

Crop Name	Variety	Year	Season \$	Jajpur	Jharsuguda	Kalahandi	Kandhamal	Kendrapara	Keonjhar	Khurda	Koraput	Malkangiri	Mayurbhanj	Nabarangapur	Nayagarh
Ground Nut	-	2020-21	-	4475	6140	3674	4400	5360	4550	4237	3775	5177	6088	5250	4099
Jute	-	2020-21	-	3838	-	-	-	3840	3883	-	-	-	-	-	-
Maize	-	2020-21	-	1383	1590	1536	1450	-	1660	1382	1461	1392	2350	1581	1283
Nigerseed		2020-21	-	-	-	4700	6750	-	4710	-	4704	4703	4845	10000	-
Paddy	-	2020-21	-	1798	1350	1510	1817	1638	1396	1829	1713	1550	1785	1480	1940
Potato	-	2020-21	-	2115	1450	-	2002	1763	1810	1550	1987	-	2354	2050	2459
Ragi	-	2020-21	-	-	-	2135	2560	-	2131	2129	2551	2600	2139	2582	-
Rape/Mustard	-	2020-21	-	5125	5500	6050	6013	5264	5940	4910	4909	-	6390	-	5635
Sesamum	-	2020-21	-	6820	6875	8500	7350	7000	6367	6350	6364	6362	6945	-	5110
Sugarcane	-	2020-21	-	350	450	353	-	363	-	-	440	-	-	400	354
Wheat	-	2020-21	-	-	-	-	-	-	-	-	-	-	2129	2122	1779

Table 4.20 (Contd.) Crop-wise District-wise Farm Harvest Prices of Principal Crops in India - Odisha

(Rs.per Quintal)

Crop Name	Variety	Year	Season \$	Nuapara	Puri	Rayagada	Sambalpur	Sundargarh	State Wtd Average						
Ground Nut	-	2020-21	-	4777	4280	4600	4800	5636	4576						
Jute	-	2020-21	-	-	-	-	-	-	3924						
Maize	-	2020-21	-	1609	-	1500	1625	2764	1526						
Nigerseed		2020-21	-	-	-	3500	-	5976	4606						
Paddy	-	2020-21	-	1318	1781	1674	1913	1450	1605						
Potato	-	2020-21	-	2125	1730	1500	1892	2648	2028						
Ragi	-	2020-21	-	2132	2130	2200	2142	2128	2499						
Rape/Mustard	-	2020-21	-	-	4916	5500	5000	5556	5697						
Sesamum	-	2020-21	-	7382	6370	7000	6500	8083	6743						
Sugarcane	-	2020-21	-	361	352	-	-	500	395						
Wheat	-	2020-21	-	-	-	-	1774	2045	1986						

Table 4.21 Crop-wise District-wise Farm Harvest Prices of Principal Crops in India - Puducherry

(Rs.per Quintal)

Crop Name	Variety	Year	Season \$	Karaikal	Puducherry	Yanam	State Wtd Average								
Coconut	-	2020-21	-	22273	16389	9600	16087								
Cotton	-	2020-21	-	4080	-	-	4080								
Ground Nut	-	2020-21	-	-	4628	-	4628								
Paddy	-	2020-21	-	1388	1268	1749	1468								
	Fine	2020-21	-	1388	1353	2350	1697								
Sesamum	-	2020-21	-	-	6439	-	6439								

Table 4.22 Crop-wise District-wise Farm Harvest Prices of Principal Crops in India - Punjab

(Rs.per Quintal)

Crop Name	Variety	Year	Season \$	Amritsar	Barnala	Bhatinda	Faridkot	Fatehgarh Sahib	Fazilka	Firozpur	Gurdaspur	Hoshiarpur	Jalandhar	kapurthala	Ludhiana
Bajra	-	2020-21	Kharif	-	-	-	-	-	-	-	-	-	-	-	-
Barley	-	2020-21	-	-	1600	1650	2700	-	1300	-	-	-	1750	-	1600
Cotton	American	2020-21	-	-	5515	6025	5500	-	5595	-	-	-	-	-	-
	Desi	2020-21	-	-	5825	5825	7000	-	5730	-	-	-	5515	-	-
Gram	-	2020-21	-	-	4500	4200	4000	-	3750	-	-	5000	-	-	-
Ground Nut	-	2020-21	-	-	-	-	-	-	-	-	-	4500	-	-	-
Linseed	-	2020-21	-	-	-	-	-	-	-	-	-	-	-	-	-
Maize	-	2020-21	-	1300	1445	1800	-	1300	1200	1250	-	1400	1750	1240	1850
Rape/Mustard	-	2020-21	-	4450	4200	5800	-	-	5260	5260	-	-	4650	5000	4650
Rice	-	2020-21	-	1888	1888	1888	1888	1888	1888	1888	1888	1888	1888	1888	1888
Sesamum	-	2020-21	Kharif	16000	-	-	-	-	-	8500	-	6500	6850	-	-
Sugarcane	-	2020-21	-	310	362	310	-	310	310	310	310	310	310	310	310
Toria	-	2020-21	-	-	-	-	-	-	-	-	-	-	-	-	-
Wheat	-	2020-21	-	1975	1925	1925	1925	1925	1925	1925	1925	1925	1925	1925	1925

Table 4.22 (Contd.) Crop-wise District-wise Farm Harvest Prices of Principal Crops in India - Punjab

(Rs.per Quintal)

Crop Name	Variety	Year	Season \$	Mansa	Moga	Muktsar	Nawanshah ar	Pathankot	Patiala	Rupnagar	S.A.S.Nagar	Sangrur	Tarean Taran	State Wtd Average
Bajra	-	2020-21	Kharif	1500	-	-	-	-	-	-	-	-	-	1500
Barley	-	2020-21	-	1463	1600	-	-	1800	1600	1525	1600	1600	-	1536
Cotton	American	2020-21	-	5592	5825	8500	-	-	-	-	-	5825	-	6085
	Desi	2020-21	-	5500	4500	5500	-	-	-	-	-	5500	-	5721
Gram	-	2020-21	-	4500	5000	-	-	5500	-	-	5100	4500	-	4137
Ground Nut	-	2020-21	-	-	-	-	-	-	-	-	-	-	-	4500
Linseed	-	2020-21	-	-	-	-	-	9000	-	-	-	-	-	9000
Maize	-	2020-21	-	-	1425	1850	1200	1250	1300	1850	1850	1850	1450	1519
Rape/Mustard	-	2020-21	-	3767	4650	-	3750	7200	5200	4425	4650	4650	5600	4929
Rice	-	2020-21	-	1888	1888	1960	1888	1888	1888	1925	1888	1888	1888	1893
Sesamum	-	2020-21	Kharif	-	-	-	-	6500	-	-	-	-	16000	10181
Sugarcane	-	2020-21	-	310	-	310	310	310	310	310	370	310	310	311
Toria	-	2020-21	-	-	-	-	-	7200	-	-	-	-	-	7200
Wheat	-	2020-21	-	1925	1925	1975	1925	1975	1925	1868	1925	1925	1925	1921

Table 4.23 Crop-wise District-wise Farm Harvest Prices of Principal Crops in India - Rajasthan

(Rs.per Quintal)

Crop Name	Variety	Year	Season \$	Ajmer	Alwar	Banswara	Baran	Barmer	Bharatpur	Bhilwara	Bikaner	Bundi	Chittorgarh	Churu	Dausa
Bajra	-	2020-21	Kharif	1347	1299	1200	1524	1707	1294	1462	1752	1630	-	1488	1455
Barley	-	2020-21	Rabi	1551	1528	1668	1649	1825	1693	1633	1576	1596	1552	1584	1505
Castor seed	-	2020-21	Rabi	-	-	-	-	4907	-	-	-	-	-	-	-
Chilli	-	2020-21	Kharif	14787	6820	12365	9373	-	-	14865	-	-	14478	-	-
Cotton	-	2020-21	Kharif	5661	4916	5322	-	-	5863	4969	5325	-	5142	-	-
	Lint	2020-21	Kharif	-	-	-	-	-	-	12098	-	-	-	-	-
Ginger	-	2020-21	Kharif	-	-	-	-	-	-	-	-	-	-	-	-
Gram	-	2020-21	Rabi	4586	4578	4273	4414	4879	4965	4606	4790	4791	4648	4941	4654
Ground Nut	-	2020-21	Kharif	4745	4721	5508	4515	4664	-	4644	4832	5443	4690	4791	5518
Jowar	-	2020-21	Kharif	1866	1856	2128	1621	2538	2176	1516	1985	-	1294	-	1774
Linseed	-	2020-21	Rabi	4155	-	3925	5290	-	-	-	-	5407	5256	-	-
Maize	-	2020-21	Kharif	1878	1600	1401	1339	1700	-	1365	-	1345	1271	-	1661
Paddy	-	2020-21	Kharif	-	-	1367	-	-	2839	-	-	-	-	-	-
Potato	-	2020-21	Rabi	1603	1043	2015	1269	-	1269	-	-	3335	1330	-	-
Rape/Mustard	-	2020-21	Rabi	5371	5792	4336	5172	5703	5496	5433	5544	5916	5679	5656	5157
Rice	-	2020-21	Kharif	-	3325	4162	3624	-	-	2403	-	2575	3464	-	-
Sannhemp	-	2020-21	Kharif	-	-	-	-	-	-	-	-	-	-	-	-
Sesamum	-	2020-21	Kharif	8910	8390	10395	7842	8022	7999	10565	7667	7524	10068	8129	7778
Tobacco	-	2020-21	Rabi	-	16200	-	-	-	-	-	-	-	-	-	-
Tur Arhar	-	2020-21	Rabi	-	-	-	-	-	-	-	-	4335	4035	-	-
Wheat	-	2020-21	Rabi	1732	1790	1701	1785	2236	1724	1764	1811	1770	1799	1900	1783

Table 4.23 (Contd.) Crop-wise District-wise Farm Harvest Prices of Principal Crops in India - Rajasthan

(Rs.per Quintal)

Crop Name	Variety	Year	Season \$	Dholpur	Dungarpur	Ganganagar	Hanumangarh	Jaipur	Jalor	Jhalawar	Jhunjunu	Jodhpur	Karauli	Kota	Nagaur
Bajra	-	2020-21	Kharif	1348	1610	1483	1447	1370	1667	-	1470	1784	1380	-	1585
Barley	-	2020-21	Rabi	1557	1805	1607	1461	1602	1769	1731	1604	1851	1448	2151	1740
Castor seed	-	2020-21	Rabi	-	-	-	-	-	4678	-	-	-	-	-	-
Chilli	-	2020-21	Kharif	-	12850	-	8609	-	11500	16183	-	14757	-	1825	-
Cotton	-	2020-21	Kharif	-	-	5621	5660	-	4971	-	-	5692	-	-	5585
	Lint	2020-21	Kharif	-	-	-	8936	-	-	-	-	-	-	-	-
Ginger	-	2020-21	Kharif	-	6908	-	-	-	-	-	-	-	-	-	-
Gram	-	2020-21	Rabi	4883	4599	5372	4956	4731	4967	4529	4942	4579	3908	5366	4586
Ground Nut	-	2020-21	Kharif	6737	5685	-	4762	4551	5538	4875	4676	5550	-	4195	4542
Jowar	-	2020-21	Kharif	1442	1525	-	-	2319	1828	2663	-	2176	-	2253	2358
Linseed	-	2020-21	Rabi	2997	-	-	-	-	-	5378	-	-	-	-	-
Maize	-	2020-21	Kharif	-	1931	-	-	1550	1675	1408	-	-	-	1389	1900
Paddy	-	2020-21	Kharif	-	1590	-	2398	-	-	-	-	-	-	2328	-
Potato	-	2020-21	Rabi	878	-	-	913	-	1000	913	-	-	-	-	-
Rape/Mustard	-	2020-21	Rabi	6203	4664	6011	5344	5727	5511	4840	5951	5197	4278	6977	5785
Rice	-	2020-21	Kharif	-	2611	-	-	-	-	2924	-	-	-	-	-
Sannhemp	-	2020-21	Kharif	-	-	-	-	-	-	-	-	-	-	-	-
Sesamum	-	2020-21	Kharif	8531	6191	-	11321	9182	8589	8541	-	9572	9280	8784	8330
Tobacco	-	2020-21	Rabi	-	-	-	-	-	-	-	-	-	-	-	-
Tur Arhar	-	2020-21	Rabi	7326	-	-	-	-	-	-	-	-	-	-	-
Wheat	-	2020-21	Rabi	1706	1827	1876	1926	1802	2111	1802	1878	2075	1842	2061	2153

Table 4.23 (Contd.) Crop-wise District-wise Farm Harvest Prices of Principal Crops in India - Rajasthan

(Rs.per Quintal)

Crop Name	Variety	Year	Season \$	Pali	Pratapgarh	Rajsamand	Sawai Madhopur	Sikar	Sirohi	Tonk	Udaipur	State Wtd Average			
Bajra	-	2020-21	Kharif	1649	-	1546	1394	1308	1690	1291	-	1467			
Barley	-	2020-21	Rabi	1747	1581	1628	1598	1500	1695	1422	1882	1600			
Castor seed	-	2020-21	Rabi	-	-	-	-	-	-	-	-	4690			
Chilli	-	2020-21	Kharif	20000	-	12132	1030	-	17140	-	17386	6883			
Cotton	-	2020-21	Kharif	5208	6012	5590	-	-	5009	-	5167	5530			
	Lint	2020-21	Kharif	-	-	11445	-	-	-	-	-	9453			
Ginger	-	2020-21	Kharif	-	-	-	-	-	-	-	4500	6489			
Gram	-	2020-21	Rabi	4593	3913	3487	4875	4802	4777	4651	4430	4738			
Ground Nut	-	2020-21	Kharif	5584	-	4565	4005	4817	4691	4550	5494	4976			
Jowar	-	2020-21	Kharif	2275	-	1449	1446	-	2202	2220	1696	1895			
Linseed	-	2020-21	Rabi	-	4865	-	-	-	-	-	4750	5256			
Maize	-	2020-21	Kharif	1813	1235	1662	1545	-	1656	1705	1662	1437			
Paddy	-	2020-21	Kharif	-	-	-	-	-	-	-	1657	2218			
Potato	-	2020-21	Rabi	-	-	1480	-	-	1500	-	-	980			
Rape/Mustard	-	2020-21	Rabi	5608	4674	3427	6124	5156	5829	5919	4690	5637			
Rice	-	2020-21	Kharif	-	-	3657	4220	-	-	-	2976	2960			
Sannhemp	-	2020-21	Kharif	-	-	-	-	-	-	-	5440	5440			
Sesamum	-	2020-21	Kharif	8490	7550	15500	8915	8638	8304	8295	8908	8748			
Tobacco	-	2020-21	Rabi	-	-	-	-	-	-	-	-	16200			
Tur Arhar	-	2020-21	Rabi	-	-	-	5116	-	6520	-	-	7221			
Wheat	-	2020-21	Rabi	1978	1808	1880	1764	1994	2054	1676	2073	1852			

Table 4.24 Crop-wise District-wise Farm Harvest Prices of Principal Crops in India - Tamil Nadu

(Rs.per Quintal)

Crop Name	Variety	Year	Season \$	Ariyalur	Coimbatore	Cuddalore	Dharmapuri	Dindugal	Erode	Kanchipuram	Kanyakumari	Karur	Krishnagiri	Madurai	Nagapattinam
Arecanut	-	2020-21	-	-	37209	35970	41145	36526	37209	-	41817	39347	41145	-	-
Bajra	-	2020-21	Kharif	2740	2067	2870	2796	2941	2941	2612	-	3041	2796	2941	-
Banana	-	2020-21	-	2637	2891	3607	2637	2239	2500	2956	2263	2637	2637	3586	3245
Castor seed	-	2020-21	-	5077	4500	4191	4649	4271	4047	-	-	5077	4649	4271	-
Chilli	-	2020-21	-	13263	-	15685	15500	13534	15544	15273	-	12786	15274	12341	14889
Coconut	With husk	2020-21	-	1788	1589	1833	2107	1528	1695	1719	1846	1624	1856	1863	1516
Cotton	-	2020-21	-	-	-	-	-	-	-	-	-	-	-	-	-
Gram	-	2020-21	Rabi	-	6378	-	6412	6198	6200	-	-	-	6688	5995	-
Ground Nut	-	2020-21	Kharif	5864	5784	5812	5586	6138	5784	-	-	5639	5586	5912	5847
Jowar	-	2020-21	Kharif	3559	3088	3440	3062	3361	3088	-	-	3559	2949	3057	-
Maize	-	2020-21	Kharif	2717	2071	2406	1769	1561	2005	-	2614	2127	2286	1832	-
Paddy	-	2020-21	-	1698	1744	1626	1698	1744	1744	1626	1568	1698	1698	1744	1660
Potato	-	2020-21	-	-	-	-	-	3105	2938	-	-	-	2712	-	-
Ragi	-	2020-21	-	3671	2944	3035	3056	3600	3778	3503	-	3298	3056	3007	-
Sesamum	-	2020-21	Kharif	11326	11412	11417	8922	11511	12601	12122	-	11448	8922	11511	11326
Sugar Raw	-	2020-21	-	-	4651	4826	3933	4265	4632	4734	-	4802	4642	4218	4626
Tapioca	-	2020-21	-	2874	2874	2078	2412	2771	2874	-	2460	2874	2412	2771	2874
Turmeric	-	2020-21	-	12828	10591	13352	13220	11295	10591	12271	-	13466	13220	10754	-

Table 4.24 (Contd.) Crop-wise District-wise Farm Harvest Prices of Principal Crops in India - Tamil Nadu

(Rs.per Quintal)

Crop Name	Variety	Year	Season \$	Namakkal	Nilgiris	Perambalur	Pudukkottai	Ramanathapuram	Salem	Sivaganga	Thanjavur	Theni	Thirunelveli	Thiruvannamalai	Thiruvarur
Arecanut	-	2020-21	-	41260	37209	39347	39347	-	41260	-	38167	36526	42093	40856	38167
Bajra	-	2020-21	Kharif	2321	-	2740	2941	2941	2579	2941	-	2941	2478	2870	-
Banana	-	2020-21	-	2637	2891	2637	2637	2250	2028	2250	2637	2239	3754	2500	2637
Castor seed	-	2020-21	-	4257	-	5077	-	-	4213	4271	-	4271	-	4311	-
Chilli	-	2020-21	-	16892	15327	13263	13330	14722	14651	13000	13623	-	12195	14705	13070
Coconut	With husk	2020-21	-	1997	1589	1624	1876	1450	1937	2117	1639	1623	1467	2412	1677
Cotton	-	2020-21	-	-	-	-	-	-	-	-	-	6043	-	-	-
Gram	-	2020-21	Rabi	6642	-	7832	-	-	6513	-	6193	-	-	-	-
Ground Nut	-	2020-21	Kharif	5586	-	5864	5807	6138	5617	5794	5847	6184	5794	5689	5847
Jowar	-	2020-21	Kharif	2477	3530	3559	3057	3057	2477	3057	3821	3565	3360	3762	-
Maize	-	2020-21	Kharif	1788	2355	2717	2717	-	1788	-	2440	1799	2500	2446	2457
Paddy	-	2020-21	-	1698	1744	1698	1542	1568	1698	1568	1573	1744	1568	1626	1562
Potato	-	2020-21	-	-	2602	-	-	-	-	3056	-	-	-	-	-
Ragi	-	2020-21	-	3008	3258	3671	3007	3007	3026	3007	2979	3600	3765	3712	2979
Sesamum	-	2020-21	Kharif	9819	-	11326	11326	12886	8922	11511	11326	11511	11978	11140	11326
Sugar Raw	-	2020-21	-	3776	4434	-	-	4430	4055	-	4344	3867	4090	4233	4427
Tapioca	-	2020-21	-	1807	2874	2874	2874	2438	1807	2438	2874	2771	2275	2412	2874
Turmeric	-	2020-21	-	14268	14398	12828	13466	-	14268	10754	12613	10754	13413	13000	13447

Table 4.24 (Contd.) Crop-wise District-wise Farm Harvest Prices of Principal Crops in India - Tamil Nadu

(Rs.per Quintal)

Crop Name	Variety	Year	Season \$	Thoothukudi	Tiruchirappalli	Tiruppur	Tiruvallur	Vellore	Viluppuram	Virudhunagar	State Wtd Average				
Arecanut	-	2020-21	-	-	39347	37209	-	-	-	39568	39786				
Bajra	-	2020-21	Kharif	3091	2740	2633	2047	2984	2870	2941	2869				
Banana	-	2020-21	-	2900	2637	2891	2956	2788	3607	3288	2785				
Castor seed	-	2020-21	-	-	5077	4500	-	4311	-	4277	4454				
Chilli	-	2020-21	-	11467	13950	14629	15273	14705	15542	12657	14157				
Coconut	With husk	2020-21	-	1863	1624	1844	2171	1792	1833	2117	1715				
Cotton	-	2020-21	-	-	-	-	-	-	-	5025	5534				
Gram	-	2020-21	Rabi	6508	7832	6378	-	-	-	7070	6396				
Ground Nut	-	2020-21	Kharif	5794	5639	5784	5727	5753	5812	5794	5741				
Jowar	-	2020-21	Kharif	3360	3821	3088	3985	3735	3815	3400	3079				
Maize	-	2020-21	Kharif	2646	2717	2005	2973	2034	2406	1933	2213				
Paddy	-	2020-21	-	1568	1698	1744	1626	1453	1626	1553	1615				
Potato	-	2020-21	-	-	-	-	-	-	-	-	2901				
Ragi	-	2020-21	-	3081	3671	3659	3039	3420	3035	3640	3147				
Sesamum	-	2020-21	Kharif	11978	11326	11697	12122	12203	11417	11825	11316				
Sugar Raw	-	2020-21	-	4351	5072	4570	4908	4209	-	3983	4429				
Tapioca	-	2020-21	-	2275	2874	2874	2459	2494	1907	2438	2205				
Turmeric	-	2020-21	-	12721	13466	12909	12452	11453	10267	12108	12455				

Table 4.25 Crop-wise District-wise Farm Harvest Prices of Principal Crops in India - Telangana

(Rs.per Quintal)

Crop Name	Variety	Year	Season \$	Adilabad	Bhadradi	Jagtial	Jangaon	Jayashankar	Jogulamba	Kamareddy	Karimnagar	Khammam	Komaram Bheem	Mahabubab ad	Mahabubna gar
Bajra	-	2020-21	Kharif	-	-	-	1398	-	2084	1956	2145	-	1658	-	1584
			Rabi	1629	-	1958	-	-	2156	2258	2157	-	-	1385	-
Castor seed	-	2020-21	Kharif	4523	-	-	4598	-	4431	4935	-	4875	4782	-	4588
			Rabi	-	-	-	-	-	4897	4896	-	-	-	-	4555
Chilli	Dry	2020-21	Kharif	13165	12868	14714	13342	15520	11745	14785	13991	13831	12896	13439	13516
			Rabi	13165	14224	-	14102	14926	12547	13589	13996	17774	12962	14407	13258
Cotton	-	2020-21	Kharif	5401	4811	5349	5373	5414	5221	5161	5336	4817	5262	5061	5287
Gram	-	2020-21	Rabi	4934	4552	4952	4511	4195	4673	4660	4886	4572	4500	4441	4583
Ground Nut	-	2020-21	Kharif	4695	5887	-	5769	6258	4650	4847	4921	4869	4726	4328	4782
			Rabi	5631	6274	5296	5725	4656	5289	5620	5669	5840	4895	6604	5880
Jowar	-	2020-21	Kharif	2413	2250	2355	2568	-	1949	2365	2155	2252	2096	2058	2827
			Rabi	2368	3516	3138	2667	1956	3764	2317	2214	3678	2416	4484	2904
Maize	-	2020-21	Kharif	1663	1404	1759	1510	1360	1470	1603	1577	1474	1308	1312	1568
			Rabi	1491	1399	1770	1496	1517	1638	1444	1475	1454	1314	1560	1584
Paddy	-	2020-21	Kharif	1678	1620	1867	1867	1872	1621	1878	1879	1804	1758	1865	1648
			Rabi	1678	1616	1870	1889	1877	1615	1860	1879	1822	1789	1874	1878
Ragi	-	2020-21	Kharif	-	-	-	-	-	-	2568	-	-	2289	-	2404
			Rabi	-	-	-	-	-	-	-	-	-	2391	-	2715
Sesamum	-	2020-21	Kharif	9086	9086	-	8569	8593	-	8956	8967	8568	9085	9024	8566
			Rabi	7388	8895	7891	8623	8461	8441	8895	8862	8152	9254	9012	8993
Soyabean	-	2020-21	Kharif	3740	-	3412	3562	3985	3756	3717	-	3856	3536	3665	3666
Sugarcane	-	2020-21	Kharif	320	325	314	-	-	307	316	-	309	320	326	323
Sunflower	-	2020-21	Kharif	-	-	-	-	5920	5920	-	5890	-	-	-	5915
			Rabi	5887	5496	5495	5526	5468	5503	5974	5523	5492	5526	5872	5541
Tobacco	-	2020-21	Kharif	9550	-	-	9548	-	-	-	9555	-	-	-	-
			Rabi	9859	9500	-	9856	-	-	9563	9965	9824	-	9125	-
Tur Arhar	-	2020-21	Kharif	5942	5848	5795	5964	5789	5618	5613	5466	5627	5901	6013	5424
			Rabi	5942	-	5286	5970	5883	5478	-	5562	5522	5824	-	5503
Turmeric	-	2020-21	Kharif	6659	5129	6201	6255	5846	-	5025	6411	4759	4985	6598	-

Table 4.25 (Contd.) Crop-wise District-wise Farm Harvest Prices of Principal Crops in India - Telangana

(Rs.per Quintal)

Crop Name	Variety	Year	Season \$	Mancherial	Medak	Medchal Malkajgir	Nagarkurnool	Nalgonda	Nirmal	Nizamabad	Peddapalli	Rajanna	Rangareddy	Sangareddy	Siddipet
Bajra	-	2020-21	Kharif	-	1543	1548	1854	2871	-	1445	-	-	1926	2458	-
			Rabi	-	1478	1578	1998	2965	2142	1657	-	-	1935	2511	1402
Castor seed	-	2020-21	Kharif	-	4597	-	4553	4522	4555	-	-	4561	4562	4582	4512
			Rabi	4578	-	-	4113	4592	-	-	-	-	4621	-	-
Chilli	Dry	2020-21	Kharif	12862	12523	-	11917	11000	13165	12413	16544	11023	12036	12512	12578
			Rabi	12472	11485	-	11034	9858	12871	15450	-	-	12087	13582	12352
Cotton	-	2020-21	Kharif	5414	5207	5081	5072	5324	5499	5276	5326	5760	5326	5387	5289
Gram	-	2020-21	Rabi	5428	4771	4412	3747	5957	4670	4693	5020	4931	4845	4616	4848
Ground Nut	-	2020-21	Kharif	4785	4987	-	4851	3940	4771	4699	4755	4705	4785	4702	4782
			Rabi	5272	4574	-	5898	5457	5552	3941	4785	4358	5537	5295	5322
Jowar	-	2020-21	Kharif	2152	2319	2153	2003	2003	2011	2014	1956	2022	3038	2510	2013
			Rabi	2470	2327	2014	4807	3627	2410	2711	-	2018	2848	2889	2147
Maize	-	2020-21	Kharif	1555	1341	1408	1575	1799	1558	1368	1745	1572	1502	1664	1692
			Rabi	1621	1660	1845	1552	1701	1570	1479	1431	1433	1459	1758	1605
Paddy	-	2020-21	Kharif	1896	1851	1878	1822	1777	1719	1883	1841	1878	1604	1860	1841
			Rabi	1878	1826	1878	1815	1884	1796	1878	1829	1868	1529	1859	1849
Ragi	-	2020-21	Kharif	-	2358	2359	2245	-	-	-	-	2299	2253	2223	2201
			Rabi	-	-	-	3332	2296	-	-	-	-	2309	2587	-
Sesamum	-	2020-21	Kharif	8544	8544	8487	8624	-	-	-	8444	-	8450	6953	8456
			Rabi	8627	8475	-	8306	8568	7835	8333	8596	6654	8562	6821	8596
Soyabean	-	2020-21	Kharif	3689	3253	-	-	3664	3624	3732	-	3608	3662	-	3666
Sugarcane	-	2020-21	Kharif	-	323	-	300	310	318	320	-	322	313	318	326
Sunflower	-	2020-21	Kharif	-	5870	-	5918	5983	5870	-	-	-	5910	5885	5895
			Rabi	5521	5310	5524	5525	5508	5555	6073	5551	5418	4778	5492	6015
Tobacco	-	2020-21	Kharif	-	-	-	-	-	-	-	-	-	-	-	-
			Rabi	-	-	-	-	-	-	-	-	-	-	-	-
Tur Arhar	-	2020-21	Kharif	5503	5669	5559	5641	5592	5848	5796	5649	6118	5410	5962	5589
			Rabi	5792	-	-	5782	5623	-	5896	5301	-	-	-	-
Turmeric	-	2020-21	Kharif	4803	4983	-	4862	-	8084	6300	6783	4804	4850	6198	4802

Table 4.25 (Contd.) Crop-wise District-wise Farm Harvest Prices of Principal Crops in India - Telangana

(Rs.per Quintal)

Crop Name	Variety	Year	Season \$	Suryapet	Vikarabad	Wanaparthy	Warangal Rural	Yadadri	State Wtd Average						
Bajra	-	2020-21	Kharif	1399	1452	1522	-	-	2066						
			Rabi	-	1563	-	-	-	1757						
Castor seed	-	2020-21	Kharif	4598	4592	3965	-	4581	4331						
			Rabi	4601	-	-	-	-	4408						
Chilli	Dry	2020-21	Kharif	10729	12531	12923	14894	12051	13638						
			Rabi	13637	-	12014	14132	12148	13791						
Cotton	-	2020-21	Kharif	5060	5507	5352	5446	5232	5286						
Gram	-	2020-21	Rabi	4312	4425	4634	4073	4581	4720						
Ground Nut	-	2020-21	Kharif	4071	4777	4911	3801	5930	4489						
			Rabi	5633	5295	6886	5135	5409	5898						
Jowar	-	2020-21	Kharif	2014	2254	4265	1985	4847	2925						
			Rabi	2566	2147	4577	4001	4780	2550						
Maize	-	2020-21	Kharif	1762	1541	1703	1473	1590	1575						
			Rabi	1752	1425	1681	1546	1498	1522						
Paddy	-	2020-21	Kharif	1776	1727	1878	1856	1808	1819						
			Rabi	1874	1789	1887	1827	1831	1847						
Ragi	-	2020-21	Kharif	-	3250	3613	-	2203	2585						
			Rabi	-	3248	3724	-	2223	2800						
Sesamum	-	2020-21	Kharif	8533	8583	-	8551	8553	8495						
			Rabi	8608	8621	8440	8663	8692	8040						
Soyabean	-	2020-21	Kharif	-	3629	-	3652	3662	3698						
Sugarcane	-	2020-21	Kharif	305	315	295	-	295	314						
Sunflower	-	2020-21	Kharif	-	5920	-	5900	5925	5914						
			Rabi	5333	5387	5505	5504	-	5919						
Tobacco	-	2020-21	Kharif	-	-	-	-	9560	9551						
			Rabi	-	-	-	-	-	9544						
Tur Arhar	-	2020-21	Kharif	5689	5795	5862	6211	5809	5784						
			Rabi	5807	5787	5782	6250	-	5673						
Turmeric	-	2020-21	Kharif	4879	4951	-	5987	-	6415						

Table 4.26 Crop-wise District-wise Farm Harvest Prices of Principal Crops in India - Tripura

(Rs.per Quintal)

Crop Name	Variety	Year	Season \$	Tripura	State Wtd Average										
Maize	-	2020-21	-	2658	2658										
Paddy	-	2020-21	Autum	1594	1594										
			Summer	1632	1632										
			Winter	1700	1700										
Potato	-	2020-21	-	1409	1409										
Tur Arhar	-	2020-21	-	8515	8515										

Table 4.27 Crop-wise District-wise Farm Harvest Prices of Principal Crops in India - Uttar Pradesh

(Rs.per Quintal)

Crop Name	Variety	Year	Season \$	Auraiya	Ayodhya	Azamgarh	Bagpat	Bahraich	Ballia	Balrampur	Banda	Barabanki	Bareilly	Basti	Bijnor
Bajra	-	2020-21	Kharif	1186	-	-	-	-	-	-	1585	-	-	-	-
Barley	-	2020-21	Rabi	1562	-	-	-	-	-	-	-	-	1772	-	1785
Gram	-	2020-21	Rabi	5286	-	-	-	-	-	5237	4598	-	-	-	-
Ground Nut	-	2020-21	Kharif	-	-	-	-	-	-	-	5384	-	-	-	5425
Jowar	-	2020-21	Kharif	-	-	-	-	-	-	-	1803	-	-	-	-
Linseed	-	2020-21	Rabi	-	-	-	-	-	-	-	5034	-	-	-	-
Maize	-	2020-21	Kharif	-	-	1789	-	1431	-	-	-	-	-	-	-
Paddy	-	2020-21	Kharif	1233	-	1740	1875	1071	-	-	1932	-	-	1508	1666
Potato	-	2020-21	Rabi	939	-	1721	-	-	-	-	-	-	-	-	-
Rape/Mustard	-	2020-21	Rabi	5945	-	-	-	5230	-	-	-	-	-	-	-
Sesamum	-	2020-21	Kharif	-	-	-	-	-	-	-	7456	-	-	-	-
Sugar Raw	-	2020-21	-	-	-	-	3725	3782	3750	-	-	-	-	-	3074
Sugarcane	-	2020-21	Kharif	-	-	301	295	315	-	-	-	-	-	-	249
Tobacco	-	2020-21	Rabi	-	-	-	-	-	-	-	-	-	-	-	-
Turmeric	-	2020-21	Rabi	-	-	-	-	1860	-	-	-	-	-	-	-
Wheat	-	2020-21	Rabi	1606	1795	1873	-	1726	-	-	1716	1875	1826	1593	1722

Table 4.27 (Contd.) Crop-wise District-wise Farm Harvest Prices of Principal Crops in India - Uttar Pradesh

(Rs.per Quintal)

Crop Name	Variety	Year	Season \$	Bulandshahr	Chitrakoot	Deoria	Etawah	Farrukhabad	Fatehpur	Firozabad	Gautam Budha Nagar	Ghaziabad	Gonda	Hamirpur	Hardoi
Bajra	-	2020-21	Kharif	1837	-	-	-	1459	1667	-	-	-	-	1256	-
Barley	-	2020-21	Rabi	1904	-	-	-	-	1675	1856	-	-	-	-	-
Gram	-	2020-21	Rabi	-	-	-	-	-	4073	-	-	-	5290	4619	-
Ground Nut	-	2020-21	Kharif	-	-	6260	-	-	-	-	-	-	-	4471	4267
Jowar	-	2020-21	Kharif	-	-	-	-	-	1674	-	-	-	-	2046	1419
Linseed	-	2020-21	Rabi	-	4980	-	-	-	-	-	-	-	-	5546	-
Maize	-	2020-21	Kharif	1798	-	-	-	1713	-	-	-	-	1509	-	1437
Paddy	-	2020-21	Kharif	1880	-	1685	-	1492	1572	-	-	-	1426	-	1426
Potato	-	2020-21	Rabi	1111	-	-	-	894	836	-	-	-	-	-	962
Rape/Mustard	-	2020-21	Rabi	6350	-	-	-	4383	4407	-	-	-	5293	4913	5547
Sesamum	-	2020-21	Kharif	-	-	-	-	-	9386	-	-	-	-	7831	5613
Sugar Raw	-	2020-21	-	3852	-	3260	-	3039	-	-	-	3965	3713	-	3236
Sugarcane	-	2020-21	Kharif	286	-	-	-	294	-	-	-	320	286	-	270
Tobacco	-	2020-21	Rabi	-	-	-	-	4056	-	-	-	-	-	-	-
Turmeric	-	2020-21	Rabi	-	-	-	-	-	-	-	-	-	-	-	-
Wheat	-	2020-21	Rabi	1868	-	1685	1785	1707	1790	1876	1826	1855	1668	1592	1625

Table 4.27 (Contd.) Crop-wise District-wise Farm Harvest Prices of Principal Crops in India - Uttar Pradesh

(Rs.per Quintal)

Crop Name	Variety	Year	Season \$	Jalaun	Jhansi	Jyotiba phule Nagar	Kannauj	Kanpur Dehat	Kheri	Lalitpur	Lucknow	Mahoba	Mainpuri	Meerut	Moradabad
Bajra	-	2020-21	Kharif	1527	-	-	-	1211	-	-	-	2175	1140	-	-
Barley	-	2020-21	Rabi	1574	-	-	-	1658	-	-	1710	-	1561	-	-
Gram	-	2020-21	Rabi	4887	-	-	5094	5923	-	-	4878	4765	-	-	-
Ground Nut	-	2020-21	Kharif	-	4836	-	-	-	4423	-	-	-	-	-	-
Jowar	-	2020-21	Kharif	1973	-	-	-	1129	-	-	-	2175	-	-	-
Linseed	-	2020-21	Rabi	6114	5136	-	-	-	-	5246	4667	-	-	-	-
Maize	-	2020-21	Kharif	-	-	-	1619	1299	1249	-	1758	-	1179	-	-
Paddy	-	2020-21	Kharif	-	-	1648	1869	1317	1363	-	1699	-	1559	1769	1658
Potato	-	2020-21	Rabi	-	-	-	1235	1283	-	-	1150	-	870	1131	-
Rape/Mustard	-	2020-21	Rabi	5862	-	-	4675	5820	6306	-	4814	4888	5317	6438	4388
Sesamum	-	2020-21	Kharif	7978	-	-	-	9376	-	-	-	8385	-	-	-
Sugar Raw	-	2020-21	-	-	-	3063	-	-	3056	-	-	-	-	3955	3215
Sugarcane	-	2020-21	Kharif	-	-	249	-	-	292	-	-	-	-	290	256
Tobacco	-	2020-21	Rabi	-	-	-	-	-	-	-	-	-	-	-	-
Turmeric	-	2020-21	Rabi	-	-	-	-	-	1300	-	-	-	-	-	-
Wheat	-	2020-21	Rabi	1939	-	1748	1680	1718	1688	1786	1748	1855	1746	1824	1825

Table 4.27 (Contd.) Crop-wise District-wise Farm Harvest Prices of Principal Crops in India - Uttar Pradesh

(Rs.per Quintal)

Crop Name	Variety	Year	Season \$	Muzaffarnagar	Pilibhit	Pratapgarh	RaeBareli	Saharanpur	Sant Ravidas Nagar	Sant Kabir Nagar	Shahjhapur	Shrawasti	Sitapur	Sonbhadra	Unnao
Bajra	-	2020-21	Kharif	-	-	1745	-	-	2169	-	-	-	-	1854	-
Barley	-	2020-21	Rabi	-	-	-	-	-	-	-	1836	-	-	1825	-
Gram	-	2020-21	Rabi	-	5285	4987	-	-	-	-	-	-	-	4835	4568
Ground Nut	-	2020-21	Kharif	-	-	-	-	-	-	-	-	-	5958	-	-
Jowar	-	2020-21	Kharif	-	-	1804	-	-	-	-	-	-	1414	1854	2146
Linseed	-	2020-21	Rabi	-	-	-	-	-	-	-	-	-	-	-	-
Maize	-	2020-21	Kharif	-	-	-	-	-	-	-	-	1042	1349	1734	1729
Paddy	-	2020-21	Kharif	1938	1654	1458	-	1793	1884	1654	-	1094	1283	1868	1671
Potato	-	2020-21	Rabi	1245	945	853	-	-	-	-	-	-	1669	1635	1083
Rape/Mustard	-	2020-21	Rabi	6355	6084	-	-	-	-	-	-	5492	-	4235	4044
Sesamum	-	2020-21	Kharif	-	-	-	-	-	-	-	-	-	9158	7851	6666
Sugar Raw	-	2020-21	-	3325	3545	-	-	3239	-	-	-	-	3185	3450	-
Sugarcane	-	2020-21	Kharif	269	-	-	-	274	-	-	-	-	306	-	-
Tobacco	-	2020-21	Rabi	-	-	-	-	-	-	-	-	-	-	-	-
Turmeric	-	2020-21	Rabi	-	-	-	-	-	-	-	-	-	1870	-	-
Wheat	-	2020-21	Rabi	1898	1856	1658	1862	1881	1977	1768	1786	1675	1673	1925	1774

Table 4.27 (Contd.) Crop-wise District-wise Farm Harvest Prices of Principal Crops in India - Uttar Pradesh

(Rs.per Quintal)

Crop Name	Variety	Year	Season \$	State Wtd Average											
Bajra	-	2020-21	Kharif	1367											
Barley	-	2020-21	Rabi	1727											
Gram	-	2020-21	Rabi	4929											
Ground Nut	-	2020-21	Kharif	4966											
Jowar	-	2020-21	Kharif	1799											
Linseed	-	2020-21	Rabi	5246											
Maize	-	2020-21	Kharif	1517											
Paddy	-	2020-21	Kharif	1609											
Potato	-	2020-21	Rabi	1156											
Rape/Mustard	-	2020-21	Rabi	5308											
Sesamum	-	2020-21	Kharif	7970											
Sugar Raw	-	2020-21	-	3444											
Sugarcane	-	2020-21	Kharif	279											
Tobacco	-	2020-21	Rabi	4055											
Turmeric	-	2020-21	Rabi	1677											
Wheat	-	2020-21	Rabi	1774											

Table 4.28 Crop-wise District-wise Farm Harvest Prices of Principal Crops in India - Uttarakhand

(Rs.per Quintal)

Crop Name	Variety	Year	Season \$	Almora	Bageshwar	Chamoli	Champawat	Dehradoon	Garhwal (Pauri)	Haridwar	Nanital	Pitthoragarh	Rudra Prayag	Tihri Garhwal	Udamsingh nagar
Barley	-	2020-21	Rabi	1724	1983	1807	2220	1906	2178	-	1995	1900	1500	1753	-
Ginger	-	2020-21	Kharif	6000	-	-	5500	8000	-	-	9250	6000	-	7500	-
Gram	-	2020-21	Rabi	-	-	-	-	-	-	-	5416	-	-	-	-
Ground Nut	-	2020-21	Kharif	-	-	-	-	-	-	6193	-	-	-	-	-
Maize	-	2020-21	Kharif	3260	-	-	2200	2333	2114	1868	1881	2367	-	1575	-
Paddy	-	2020-21	Kharif	1925	1908	1624	2116	1928	2188	1881	1923	2190	1600	2130	1510
Potato	-	2020-21	Kharif	-	-	1900	-	2500	1833	-	-	3000	1933	2200	-
			Rabi	1900	2167	-	2000	2580	1833	-	2500	2367	-	2250	1038
Ragi	-	2020-21	Kharif	2032	2208	1751	2147	2483	2484	-	2462	2428	1435	2264	-
Rape/Mustard	-	2020-21	Rabi	4500	6333	6000	6500	-	-	-	-	-	-	5000	5344
Sesamum	-	2020-21	Kharif	-	-	-	-	-	-	8114	-	-	-	-	-
Soyabean	-	2020-21	Kharif	5000	-	6000	8000	-	-	-	5250	7333	-	5000	-
Sugarcane	-	2020-21	Kharif	-	-	-	-	-	-	361	312	-	-	-	251
Wheat	-	2020-21	Rabi	1926	2053	1727	2029	1900	1996	1990	1948	2053	1769	1929	1808

Table 4.28 (Contd.) Crop-wise District-wise Farm Harvest Prices of Principal Crops in India - Uttarakhand

(Rs.per Quintal)

Crop Name	Variety	Year	Season \$	Uttarkashi	State Wtd Average										
Barley	-	2020-21	Rabi	2039	1910										
Ginger	-	2020-21	Kharif	-	7362										
Gram	-	2020-21	Rabi	-	5416										
Ground Nut	-	2020-21	Kharif	-	6193										
Maize	-	2020-21	Kharif	2500	2329										
Paddy	-	2020-21	Kharif	1990	1977										
Potato	-	2020-21	Kharif	2180	2289										
			Rabi	2167	2248										
Ragi	-	2020-21	Kharif	2110	2112										
Rape/Mustard	-	2020-21	Rabi	5250	5128										
Sesamum	-	2020-21	Kharif	-	8114										
Soyabean	-	2020-21	Kharif	-	6237										
Sugarcane	-	2020-21	Kharif	-	344										
Wheat	-	2020-21	Rabi	1959	1952										

Table 4.29 Crop-wise District-wise Farm Harvest Prices of Principal Crops in India - West Bengal

(Rs.per Quintal)

Crop Name	Variety	Year	Season \$	Alipurduar	Bankura	Birbhum	Cooch Bihar	Dakhin Dinajpur	Darjiling	East Midnapore	Hooghly	Howrah	Jalpaiguri	Jhargram	Kalimpong
Gram	-	2020-21	Rabi	5200	5500	-	-	4200	-	7000	-	-	-	3700	-
Jute	-	2020-21	-	6000	-	-	5133	5500	4300	-	4100	4550	5400	-	-
Paddy	-	2020-21	Autum	-	1650	-	1450	-	1873	1550	1400	-	1750	1650	-
			Kharif	1675	1820	1870	1475	1250	1880	1830	1650	1850	-	1720	-
			Winter	1750	1750	1750	1750	1700	2350	1868	1650	1690	1750	1850	4500
Potato	-	2020-21	-	900	1225	1250	1750	900	940	1450	2150	1467	1600	1500	2800
Rape/Mustard	-	2020-21	Rabi	5075	3500	4500	5900	4800	3580	7206	6000	3550	4600	5100	8000
Wheat	-	2020-21	Rabi	2200	1500	-	-	1900	2250	-	-	-	-	-	-

Table 4.29 (Contd.) Crop-wise District-wise Farm Harvest Prices of Principal Crops in India - West Bengal

(Rs.per Quintal)

Crop Name	Variety	Year	Season \$	Malda	Murshidabad	Nadia	North 24 Parganas	North Dinajpur	Paschim Bardhaman	Purba Bardhaman	Puruliya	South 24 Parganas	West Midnapore	State Wtd Average
Gram	-	2020-21	Rabi	5450	6200	4167	-	6500	5400	5850	6500	-	-	5709
Jute	-	2020-21	-	5383	4525	4400	4800	4700	-	4900	-	4600	4942	4766
Paddy	-	2020-21	Autum	1450	1480	1600	1483	-	-	1150	1650	1886	1650	1565
			Kharif	1700	1500	1600	1750	1700	-	1660	1815	1850	1554	1682
			Winter	1750	1650	1800	1868	1800	1620	1750	1852	1868	1850	1783
Potato	-	2020-21	-	1300	1500	1700	1460	1767	1000	1119	1200	-	-	1560
Rape/Mustard	-	2020-21	Rabi	4500	4870	5000	3232	4500	4000	4770	3167	5025	-	4671
Wheat	-	2020-21	Rabi	1917	1700	2000	-	2000	2500	-	2550	-	-	1859

APPENDICES

परिशिष्ट

FORM for Collecting Farm Harvest Prices

VILLAGE:

CIRCLE:

TALUKA:

DISTRICT:

PRICE PREVAILING ON

COMMODITY	QUALITY	WHOLESALE PRICE (RS. PER QUINTAL)
-----------	---------	--------------------------------------

1.

2.

3.

NAME OF THE REPORTER:

DUE DATE:

DESIGNATION:

DATE OF DESPATCH:

REASON FOR DELAY:

DATE OF RECEIPT:

SIGNATURE OF REPORTER:

DEPTT. HEADQUARTERS:

Harvesting Season of Principal Crops in Major Growing States

प्रमुख उत्पादक राज्यों में प्रमुख फसलों की कटाई का मौसम

Source:-Agricultural Statistics at a Glance 2020

स्रोत:कृषि सांख्यिकी एक झलक 2020

B: Beginning, E: Early, M: Middle, L: Late

बी: प्रारंभिक, ई: पूर्व, एम: मध्य, एल: पश्चात

STATE राज्य	PADDY/RICE धान/चावल (KHARIF) (खरीफ)	PADDY/RICE धान/चावल (RABI) (रबी)	PADDY/RICE धान/चावल (SUMMER) (ग्रीष्म)
Andhra Pradesh आंध्र प्रदेश	Nov – Dec नव. - दिसं.	Mar - Apr मार्च - अप्रै.	Jul – Aug जुल. - अग.
Assam असम	Jun - July जून - जुल.	Nov – Dec नव. - दिसं.	May- Jun मई- जून
Bihar बिहार	Sep – Nov सितं. - नव.	Apr – May अप्रै. - मई	Jul – Aug जुल. - अग.
Goa गोवा	Sep – Oct सितं. - अक्टू.		
Gujarat गुजरात	Oct – Nov अक्टू. - नव.		
Haryana हरियाणा	Sep – Oct सितं. - अक्टू.		
Himachal Pradesh हिमाचल प्रदेश	Oct अक्टू.		
Jammu & Kashmir जम्मू और कश्मीर	Sep – Oct सितं. - अक्टू.		
Karnataka कर्नाटक	Sep – Oct सितं. - अक्टू.	Jan – Feb जन. - फर.	May – Jun मई - जून
Kerala केरल	Sep – Oct सितं. - अक्टू.	Dec –Jan दिसं. -जन.	Mar – Apr मार्च - अप्रै.
Madhya Pradesh मध्य प्रदेश	Oct – Nov अक्टू. - नव.		
Maharashtra महाराष्ट्र	Oct – Nov अक्टू. - नव.		
Nagaland नागालैंड			
Odisha ओडिशा	Sep – Oct सितं. - अक्टू.	Nov –Dec नव. -दिसं.	Apr – May अप्रै. - मई
Punjab पंजाब	Oct – Nov अक्टू. - नव.		

Harvesting Season of Principal Crops in Major Growing States

प्रमुख उत्पादक राज्यों में प्रमुख फसलों की कटाई का मौसम

STATE राज्य	PADDY/RICE धान/चावल (KHARIF) (खरीफ)	PADDY/RICE धान/चावल (RABI) (रबी)	PADDY/RICE धान/चावल (SUMMER) (ग्रीष्म)
Rajasthan राजस्थान	Oct – Nov अक्टू. - नव.		
Tamilnadu तमिलनाडु	Sep – Oct सितं. - अक्टू.	Jan – Feb जन. - फर.	May – Jun मई - जून
Telangana तेलंगाना	Nov – Dec नव. - दिसं.	Mar – Apr मार्च - अप्रै.	
Uttar Pradesh उत्तर प्रदेश	Oct – Nov अक्टू. - नव.	Apr – May अप्रै. - मई	
Uttarakhand उत्तराखंड			
West Bengal पश्चिम बंगाल	Aug – Nov अग. - नव.		Apr – May अप्रै. - मई
ALL - INDIA अखिल भारत	Sep – Jan सितं. - जन.	Apr – May अप्रै. - मई	

Harvesting Season of Principal Crops in Major Growing States

प्रमुख उत्पादक राज्यों में प्रमुख फसलों की कटाई का मौसम

STATE राज्य	BAJRA बाजरा (KHARIF) (खरीफ)	BAJRA बाजरा (SUMMER) (ग्रीष्म)	WHEAT गेहूं (RABI) (रबी)
Andhra Pradesh आंध्र प्रदेश	Sep – Oct सितं. - अक्टू.	April अप्रैल	
Assam असम			Mar(E) - Apr(E) मार्च(ई) - अप्रै.(ई)
Bihar बिहार			Mar(E) - Apr(E) मार्च(ई) - अप्रै.(ई)
Gujarat गुजरात	Sep(M) - Oct(M) सितं.(एम) -अक्टू.(एम)	May(M) - Jun(E) मई(एम) - जून(ई)	Feb(E) - Mar(E) फर.(ई) - मार्च(ई)
Haryana हरियाणा	Sep(E) - Sep(L) सितं.(ई) - सितं.(एल)		Apr(B) - May(B) अप्रै.(बी) - मई(बी)
Himachal Pradesh हिमाचल प्रदेश			Apr (M) - Jun(E) अप्रै. (एम) - जून(ई)
Jammu & Kashmir जम्मू और कश्मीर			Apr (E) - Jun(E) अप्रै. (ई) - जून(ई)
Karnataka कर्नाटक	Sep(L) - Oct(M) सितं.(एल) -अक्टू.(एम)	Apr(L) - May(E) अप्रै.(एल) - मई(ई)	Feb(B) - Mar(E) फर.(बी) - मार्च(ई)
Kerala केरल			
Madhya Pradesh मध्य प्रदेश	Oct(E) - Oct(L) अक्टू.(ई) - अक्टू.(एल)	Jun(E) – Jun(M) जून(ई) - जून(एम)	Feb (E) – Apr(M) फर. (ई) - अप्रै.(एम)
Maharashtra महाराष्ट्र	Sep(L) - Oct(E) सितं.(एल) - अक्टू.(ई)	May(E) – May(M) मई(ई) - मई(एम)	Feb(B) – Mar(E) फर.(बी) - मार्च(ई)
Meghalaya मेघालय			
Nagaland नागालैंड			
Odisha ओडिशा			Mar - Apr मार्च - अप्रै.
Punjab पंजाब	Oct(M) – Oct (L) अक्टू.(एम)-अक्टू. (एल)		Apr(M) -May(B) अप्रै.(एम) -मई(बी)

Harvesting Season of Principal Crops in Major Growing States

प्रमुख उत्पादक राज्यों में प्रमुख फसलों की कटाई का मौसम

STATE राज्य	BAJRA बाजरा (KHARIF) (खरीफ)	BAJRA बाजरा (SUMMER) (ग्रीष्म)	WHEAT गेहूं (RABI) (रबी)
Rajasthan राजस्थान	Sep(L) - Oct(M) सितं.(एल)-अक्टू.(एम)	May(L) - Jun(M) मई(एल) - जून(एम)	Mar(B) - Apr(E) मार्च(बी) - अप्रै.(ई)
Tamilnadu तमिलनाडु	Sep(M) - Oct(M) सितं.(एम) - अक्टू.(एम)	May(M) - Jun(M) मई(एम) - जून(एम)	
Telangana तेलंगाना	Jul - Aug जुल.-अग.		
Uttar Pradesh उत्तर प्रदेश	Oct(E) - Oct(M) अक्टू.(ई) - अक्टू.(एम)	May(L) - Jun(E) मई(एल) - जून(ई)	Mar(M) - Apr(E) मार्च(एम) - अप्रै.(ई)
Uttarakhand उत्तराखंड			
West Bengal पश्चिम बंगाल			Mar(B) - Apr(B) मार्च(बी) - अप्रै.(बी)
ALL - INDIA अखिल भारत	Sep - Nov सितं. - नवं.	Apr - May अप्रै. - मई	Feb - Jun फर. - जून

Harvesting Season of Principal Crops in Major Growing States

प्रमुख उत्पादक राज्यों में प्रमुख फसलों की कटाई का मौसम

STATE राज्य	ARHAR / TUR अरहर/तूर (Early Duration) (प्रारंभिक अवधि)	ARHAR / TUR अरहर/तूर (Mid Early Duration) (मध्य प्रारंभिक अवधि)	
Andhra Pradesh आंध्र प्रदेश	Nov(M) - Nov(E) नव.(एम) - नव.(ई)	Dec(M) - Dec(E) दिसं.(एम) - दिसं.(ई)	
Assam असम			
Bihar बिहार	Nov (B) - Nov(M) नव. (बी) - नव.(एम)		
Chattisgarh छत्तीसगढ़	Nov(B) - Nov(M) नव.(बी) - नव.(एम)		
Gujarat गुजरात	Nov(M) - Nov(E) नव.(एम) - नव.(ई)	Dec(M) - Dec (E) दिसं.(एम) - दिसं. (ई)	
Haryana हरियाणा	Oct (M) – Oct(E) अक्टू. (एम) - अक्टू.(ई)		
Himachal Pradesh हिमाचल प्रदेश			
Jammu & Kashmir जम्मू और कश्मीर			
Karnataka कर्नाटक	Nov(B) - Nov(M) नव.(बी) - नव.(एम)	Dec(M) - Dec(E) दिसं.(एम) - दिसं.(ई)	
Kerala केरल			
Madhya Pradesh मध्य प्रदेश	Nov(B) - Nov(M) नव.(बी) - नव.(एम)	Dec(M) - Dec(E) दिसं.(एम) - दिसं.(ई)	
Maharashtra महाराष्ट्र	Nov(B) - Nov(M) नव.(बी) - नव.(एम)	Dec(M) - Dec(E) दिसं.(एम) - दिसं.(ई)	
Meghalaya मेघालय			
Manipur मणिपुर			
Nagaland नागालैंड	Nov(B) - Nov(M) नव.(बी) - नव.(एम)		

Harvesting Season of Principal Crops in Major Growing States

प्रमुख उत्पादक राज्यों में प्रमुख फसलों की कटाई का मौसम

STATE राज्य	ARHAR / TUR अरहर/तूर (Early Duration) (प्रारंभिक अवधि)	ARHAR / TUR अरहर/तूर (Mid Early Duration) (मध्य प्रारंभिक अवधि)	
Odisha ओडिशा	Nov(B) - Nov(M) नव.(बी) - नव.(एम)		
Punjab पंजाब	Oct (M) – Oct (E) अक्टू. (एम)-अक्टू. (ई)		
Jharkhand झारखंड	Nov(B) - Nov(M) नव.(बी) - नव.(एम)		
Rajasthan राजस्थान	Nov(B) - Nov(M) नव.(बी) - नव.(एम)		
Tamilnadu तमिलनाडु	Nov(B) - Nov(M) नव.(बी) - नव.(एम)	Dec(M) - Dec (E) दिसं.(एम) - दिसं. (ई)	
Tripura त्रिपुरा	Nov(B) - Nov(M) नव.(बी) - नव.(एम)		
Uttar Pradesh उत्तर प्रदेश	Nov(B) - Nov(M) नव.(बी) - नव.(एम)		
Uttarakhand उत्तराखंड	Nov(B) - Nov(M) नव.(बी) - नव.(एम)		
ALL - INDIA अखिल भारत	Nov(B) - Nov(M) नव.(बी) - नव.(एम)	Nov(M) - Dec (E) नव.(एम) - दिसं. (ई)	

Harvesting Season of Principal Crops in Major Growing States

प्रमुख उत्पादक राज्यों में प्रमुख फसलों की कटाई का मौसम

STATE राज्य	ARHAR / TUR अरहर/तूर (Medium Duration) (मध्यम अवधि)	ARHAR / TUR अरहर/तूर (Long Duration) (दीर्घ अवधि)	SOYABEAN सोयाबीन (KHARIF) (खरीफ)
Andhra Pradesh आंध्र प्रदेश	Jan (B) – Jan (M) जन. (बी) - जन. (एम)		Sep (E) – Oct (B) सितं. (ई) - अक्टू. (बी)
Assam असम			
Bihar बिहार		Apr (M) - Apr (E) अप्रै. (एम) - अप्रै. (ई)	Sep (E) – Oct (M) सितं. (ई) - अक्टू. (एम)
Chattisgarh छत्तीसगढ़	Jan (B) – Jan (M) जन. (बी) - जन. (एम)		Sep (E) – Oct (B) सितं. (ई) - अक्टू. (बी)
Gujarat गुजरात	Jan (B) – Jan (M) जन. (बी) - जन. (एम)		Sep (E) – Oct (M) सितं. (ई) - अक्टू. (एम)
Haryana हरियाणा			
Himachal Pradesh हिमाचल प्रदेश			
Jammu & Kashmir जम्मू और कश्मीर			
Karnataka कर्नाटक	Jan(B) - Jan (M) जन.(बी) - जन. (एम)		Sep (E) – Oct (B) सितं. (ई) - अक्टू. (बी)
Kerala केरल			
Madhya Pradesh मध्य प्रदेश	Jan (B) – Jan (M) जन. (बी) - जन. (एम)		Sep (E) – Oct (B) सितं. (ई) - अक्टू. (बी)
Maharashtra महाराष्ट्र	Jan (B) - Jan (M) जन. (बी) - जन. (एम)		Sep (E) – Oct (B) सितं. (ई) - अक्टू. (बी)
Meghalaya मेघालय			Sep (E) – Oct (B) सितं. (ई) - अक्टू. (बी)
Manipur मणिपुर			Sep (E) – Oct (B) सितं. (ई) - अक्टू. (बी)
Nagaland नागालैंड			

Harvesting Season of Principal Crops in Major Growing States

प्रमुख उत्पादक राज्यों में प्रमुख फसलों की कटाई का मौसम

STATE राज्य	ARHAR / TUR अरहर/तूर (Medium Duration) (मध्यम अवधि)	ARHAR / TUR अरहर/तूर (Long Duration) (दीर्घ अवधि)	SOYABEAN सोयाबीन (KHARIF) (खरीफ)
Odisha ओडिशा	Jan (B) – Jan (M) जन. (बी) - जन. (एम)		Sep (E) – Oct (M) सितं. (ई)- अक्टू. (एम)
Punjab पंजाब			
Jharkhand झारखंड	Jan (B) – Jan (M) जन. (बी) - जन. (एम)	Mar (M) - Apr (B) मार्च (एम) - अप्रै. (बी)	Sep (E) – Oct (M) सितं. (ई) - अक्टू. (एम)
Rajasthan राजस्थान			Sep (E) – Oct (B) सितं. (ई) - अक्टू. (बी)
Tamilnadu तमिलनाडु	Jan (B) – Jan (M) जन. (बी) - जन. (एम)		
Tripura त्रिपुरा			
Uttar Pradesh उत्तर प्रदेश		Apr (B) - Apr (M) अप्रै. (बी) - अप्रै. (एम)	Sep (E) – Oct (B) सितं. (ई) - अक्टू. (बी)
Uttarakhand उत्तराखंड			
West Bengal पश्चिम बंगाल			Sep (E) – Oct (B) सितं. (ई) - अक्टू. (बी)
ALL - INDIA अखिल भारत	Jan (B) – Jan (M) जन. (बी) - जन. (एम)	Mar (M) - Apr (E) मार्च (एम) - अप्रै. (ई)	

Harvesting Season of Principal Crops in Major Growing States

प्रमुख उत्पादक राज्यों में प्रमुख फसलों की कटाई का मौसम

STATE राज्य	NIGER रामतिल (KHARIF) (खरीफ)	NIGER रामतिल (LATE KHARIF) (खरीफ पश्चात)	GRAM चना (RABI) (रबी)
Andhra Pradesh आंध्र प्रदेश	Oct(L) - Nov(L) अक्टू.(एल) - नव.(एल)	Nov(B) - Dec(B) नव.(बी) - दिसं.(बी)	Feb(M) - Mar(B) फर.(एम) - मार्च(बी)
Assam असम			Mar(B) - Mar(E) मार्च(बी) - मार्च(ई)
Bihar बिहार	Oct(L) - Dec(M) अक्टू.(एल) - दिसं.(एम)	Nov(B) - Dec(B) नव.(बी) - दिसं.(बी)	Mar(B) - Mar(E) मार्च(बी) - मार्च(ई)
Chattisgarh छत्तीसगढ़	Oct(L) - Nov(L) अक्टू.(एल) - नव.(एल)		Feb(E) - Mar(E) फर.(ई) - मार्च(ई)
Gujarat गुजरात	Oct(M) - Nov(L) अक्टू.(एम) - नव.(एल)	Nov(B) - Dec(B) नव.(बी) - दिसं.(बी)	Feb(M) - Mar(M) फर.(एम) - मार्च(एम)
Haryana हरियाणा			Mar(M) - Apr(B) मार्च(एम) - अप्रै.(बी)
Himachal Pradesh हिमाचल प्रदेश			
Jammu & Kashmir जम्मू और कश्मीर			
Karnataka कर्नाटक	Oct(M) - Nov(M) अक्टू.(एम) - नव.(एम)	Nov(B) - Dec(B) नव.(बी) - दिसं.(बी)	Jan(M) - Feb(E) जन.(एम) - फर.(ई)
Kerala केरल			
Madhya Pradesh मध्य प्रदेश	Oct(L) - Nov(L) अक्टू.(एल) - नव.(एल)	Nov(B) - Dec(B) नव.(बी) - दिसं.(बी)	Feb(M) - Mar(M) फर.(एम) - मार्च(एम)
Maharashtra महाराष्ट्र	Oct(M) - Dec(E) अक्टू.(एम) - दिसं.(ई)	Nov(B) - Dec(B) नव.(बी) - दिसं.(बी)	Feb(M) - Mar(E) फर.(एम) - मार्च(ई)
Meghalaya मेघालय			Dec(B) - Jan(E) दिसं.(बी) - जन.(ई)
Manipur मणिपुर			Mar - Apr मार्च - अप्रै.
Nagaland नागालैंड			
Odisha ओडिशा	Oct(L) - Nov(L) अक्टू.(एल) - नव.(एल)	Nov(B) - Dec(B) नव.(बी) - दिसं.(बी)	

Harvesting Season of Principal Crops in Major Growing States

प्रमुख उत्पादक राज्यों में प्रमुख फसलों की कटाई का मौसम

STATE राज्य	NIGER रामतिल (KHARIF) (खरीफ)	NIGER रामतिल (LATE KHARIF) (खरीफ पश्चात)	GRAM चना (RABI) (रबी)
Punjab पंजाब			Mar(M) - Apr(E) मार्च(एम) - अप्रै.(ई)
Jharkhand झारखंड	Oct(L) - Dec(M) अक्टू.(एल) - दिसं.(एम)	Nov(B) - Dec(B) नवं.(बी) - दिसं.(बी)	Mar(B) - Mar(M) मार्च(बी) - मार्च(एम)
Rajasthan राजस्थान			Mar(M) - Apr(E) मार्च(एम) - अप्रै.(ई)
Tamilnadu तमिलनाडु			
Tripura त्रिपुरा			
Uttar Pradesh उत्तर प्रदेश			Mar(M) - Apr(E) मार्च(एम) - अप्रै.(ई)
Uttarakhand उत्तराखंड			
West Bengal पश्चिम बंगाल			Mar(B) - Mar(E) मार्च(बी) - मार्च(ई)

Harvesting Season of Principal Crops in Major Growing States

प्रमुख उत्पादक राज्यों में प्रमुख फसलों की कटाई का मौसम

STATE राज्य	GROUNDNUT मूंगफली (KHARIF) (खरीफ)	GROUNDNUT मूंगफली (RABI) (रबी)	GROUNDNUT मूंगफली (SUMMER/ SPRING) (ग्रीष्म/वसंत)
Andhra Pradesh आंध्र प्रदेश	Oct (B) - Nov (E) अक्टू. (बी) - नव. (ई)	Mar (E) - Apr (E) फर. (ई) - मई (ई)	
Assam असम	Nov (B) - Dec (E) नव. (बी) - दिसं. (ई)	Nov (B) - Dec (E) नव. (बी) - दिसं. (ई)	
Bihar बिहार			
Chhattisgarh छत्तीसगढ़	Sep (M) - Nov (B) सितं. (एम) - नव. (बी)		
Gujarat गुजरात	Sep (B) - Nov (E) सितं. (बी) - नव. (ई)		Apr (E) - May (E) अप्रै. (ई) - मई (ई)
Jharkhand झारखंड	Oct (B) - Nov (E) अक्टू. (बी) - नव. (ई)		
Karnataka कर्नाटक	Oct (B) - Nov (E) अक्टू. (बी) - नव. (ई)	Feb (M) - Mar (M) फर. (एम) - मार्च (एम)	Mar (M) - Apr (M) मार्च (एम) - अप्रै. (एम)
Madhya Pradesh मध्य प्रदेश	Oct (B) - Nov (M) अक्टू. (बी) - नव. (एम)		
Maharashtra महाराष्ट्र	Oct (B) - Nov (B) अक्टू. (बी) - नव. (बी)		Apr (E) - May (E) अप्रै. (ई) - मई (ई)
Manipur मणिपुर	Oct (B) - Nov (E) अक्टू. (बी) - नव. (ई)		
Odisha ओडिशा	Oct (M) - Nov (M) अक्टू. (एम) - नव. (एम)	Mar (B) - Mar (E) मार्च (बी) - मार्च (ई)	May (B) - May (E) मई (बी) - मई (ई)
Punjab पंजाब	Oct (B) - Nov (E) अक्टू. (बी) - नव. (ई)		Jun (M) - Jun (E) जून (एम) - जून (ई)
Puducherry पुदुचेरी	Sep (B) - Oct (M) सितं. (बी) - अक्टू. (एम)	Mar (B) - Apr (E) मार्च (बी) - अप्रै. (ई)	
Rajasthan राजस्थान	Oct (B) - Nov (E) अक्टू. (बी) - नव. (ई)		Jun (B) - Jun (E) जून (बी) - जून (ई)

Harvesting Season of Principal Crops in Major Growing States

प्रमुख उत्पादक राज्यों में प्रमुख फसलों की कटाई का मौसम

STATE राज्य	GROUNDNUT मूंगफली (KHARIF) (खरीफ)	GROUNDNUT मूंगफली (RABI) (रबी)	GROUNDNUT मूंगफली (SUMMER/ SPRING) (ग्रीष्म/वसंत)
Tamilnadu तमिलनाडु	Sep (B) - Oct (B) सितं. (बी)-अक्टू. (बी)	Mar (B) - Apr (M) मार्च (बी) - अप्रै. (एम)	Aug (B) - Aug (E) अग. (बी) - अग. (ई)
Tripura त्रिपुरा			
Uttar Pradesh उत्तर प्रदेश	Jun (B)- Jun (E) जून (बी)- जून (ई)		
Uttarakhand उत्तराखंड			
West Bengal पश्चिम बंगाल	Oct (M) - Oct (E) अक्टू. (एम) - अक्टू. (ई)	May (B) - May (E) मई (बी) - मई (ई)	Jun (M) - Jun (E) जून (एम) - जून (ई)
ALL - INDIA अखिल भारत	Oct - Nov अक्टू. - नवं.	Feb - May फर. - मई	Apr - May अप्रै. - मई

Harvesting Season of Principal Crops in Major Growing States

प्रमुख उत्पादक राज्यों में प्रमुख फसलों की कटाई का मौसम

STATE राज्य	LINSEED अलसी (RABI) (रबी)	SESAMUM तिल (KHARIF) (खरीफ)	SESAMUM तिल (PRE-RABI) (पूर्व-रबी)
Andhra Pradesh आंध्र प्रदेश	Feb(E) - Mar(E) फर.(ई) - मार्च(ई)	Oct(M) - Nov(M) अक्टू.(एम) - नव.(एम)	Dec(E) - Jan(M) दिसं.(ई) - जन.(एम)
Assam असम	Mar(B) - Apr(B) मार्च(बी) - अप्रै.(बी)		
Bihar बिहार	Mar(M) - Apr(E) मार्च(एम) - अप्रै.(ई)		
Chattisgarh छत्तीसगढ़	Mar(B) - Mar(E) मार्च(बी) - मार्च(ई)		
Gujarat गुजरात		Oct - Nov अक्टू. - नव.	
Haryana हरियाणा			
Himachal Pradesh हिमाचल प्रदेश	Apr(E) - May(M) अप्रै.(ई) - मई(एम)		
Jammu & Kashmir जम्मू और कश्मीर	Apr(E) - May(M) अप्रै.(ई) - मई(एम)		
Karnataka कर्नाटक	Feb(B) - Mar(B) फर.(बी) - मार्च(बी)	Oct(M) - Nov(M) अक्टू.(एम) - नव.(एम)	
Kerala केरल		Oct(M) - Nov(M) अक्टू.(एम) - नव.(एम)	
Madhya Pradesh मध्य प्रदेश	Apr(B) - Apr(E) अप्रै.(बी) - अप्रै.(ई)	Oct(M) - Nov(M) अक्टू.(एम) - नव.(एम)	Dec(E) - Jan(M) दिसं.(ई) - जन.(एम)
Maharashtra महाराष्ट्र	Mar(E) - Apr(B) मार्च(ई) - मार्च(बी)	Oct(M) - Nov(M) अक्टू.(एम) - नव.(एम)	Dec(E) - Jan(M) दिसं.(ई) - जन.(एम)
Meghalaya मेघालय			
Manipur मणिपुर			
Nagaland नागालैंड	Apr(E) - May(B) अप्रै.(ई) - मई(बी)		

Harvesting Season of Principal Crops in Major Growing States

प्रमुख उत्पादक राज्यों में प्रमुख फसलों की कटाई का मौसम

STATE राज्य	LINSEED अलसी (RABI) (रबी)	SESAMUM तिल (KHARIF) (खरीफ)	SESAMUM तिल (PRE-RABI) (पूर्व-रबी)
Odisha ओडिशा	Mar(B) - Mar(E) मार्च(बी) - मार्च(ई)	Oct(M) - Nov(M) अक्टू.(एम) - नव.(एम)	
Punjab पंजाब	Apr(E) - May(M) अप्रै.(ई) - मई(एम)		
Jharkhand झारखंड	Mar(B) - Apr(E) मार्च(बी) - अप्रै.(ई)		
Rajasthan राजस्थान	Apr(E) - May(E) अप्रै.(ई) - मई(ई)	Oct(M) - Nov(M) अक्टू.(एम) - नव.(एम)	
Tamilnadu तमिलनाडु		Oct - Nov अक्टू. - नव.	Dec(E) - Jan(M) दिसं.(ई) - जन.(एम)
Telangana तेलंगाना		Oct(L) - Nov(E) अक्टू.(एल) - नव.(ई)	
Tripura त्रिपुरा			
Uttar Pradesh उत्तर प्रदेश	Apr(B) - Apr(E) अप्रै. (बी) - अप्रै.(ई)	Oct(M) - Nov(M) अक्टू.(एम) - नव.(एम)	
Uttarakhand उत्तराखंड			
West Bengal पश्चिम बंगाल	Mar(B) - Apr(M) मार्च(बी) - अप्रै.(एम)		
ALL - INDIA अखिल भारत		Sep - Nov सितं. - नव.	Dec(E) - Jan(M) दिसं.(ई) - जन.(एम)

Harvesting Season of Principal Crops in Major Growing States

प्रमुख उत्पादक राज्यों में प्रमुख फसलों की कटाई का मौसम

STATE राज्य	SESAMUM तिल (RABI) (रबी)	SESAMUM तिल (SUMMER) (ग्रीष्म)	RAPESEED & MUSTARD SEED रेपसीड और सरसो बीज
Andhra Pradesh आंध्र प्रदेश		Apr(M) - May(E) अप्रै.(एम) - मई(ई)	Feb - Mar फर. - मार्च
Assam असम			Feb - Mar फर. - मार्च
Bihar बिहार			Feb - Mar फर. - मार्च
Chattisgarh छत्तीसगढ़			Mar मार्च
NCT Delhi एनसीटी दिल्ली			Feb - Mar फर. - मार्च
Gujarat गुजरात		May - Jun मई - जून	Feb - Mar फर. - मार्च
Haryana हरियाणा			Feb - Mar फर. - मार्च
Himachal Pradesh हिमाचल प्रदेश			Mar - Apr मार्च - अप्रै.
Jammu & Kashmir जम्मू और कश्मीर			Mar - Apr मार्च - अप्रै.
Karnataka कर्नाटक			Feb फर.
Kerala केरल		Apr(M) - May(E) अप्रै.(एम) - मई(ई)	
Madhya Pradesh मध्य प्रदेश			Feb - Mar फर. - मार्च
Maharashtra महाराष्ट्र		Apr(M) - May(E) अप्रै.(एम) - मई(ई)	Feb - Mar फर. - मार्च
Meghalaya मेघालय			
Manipur मणिपुर			Mar मार्च
Nagaland नागालैंड			

Harvesting Season of Principal Crops in Major Growing States

प्रमुख उत्पादक राज्यों में प्रमुख फसलों की कटाई का मौसम

STATE राज्य	SESAMUM तिल (RABI) (रबी)	SESAMUM तिल (SUMMER) (ग्रीष्म)	RAPESEED & MUSTARD SEED रेपसीड और सरसो बीज
Odisha ओडिशा	Feb(M) - Mar(E) फर.(एम) - मार्च(ई)	May(M) - Jun(M) मई(एम)-जून(एम)	Feb - Mar फर. - मार्च
Punjab पंजाब			Mar - Apr मार्च - अप्रै.
Jharkhand झारखंड			Feb - Mar फर. - मार्च
Rajasthan राजस्थान			Feb - Mar फर. - मार्च
Tamilnadu तमिलनाडु	Feb(M) - Mar(E) फर.(एम) - मार्च(ई)	May(M) - Jun(M) मई(एम)-जून(एम)	
Telangana तेलंगाना	Feb(L) - Mar(M) फर.(एल)-मार्च(एम)	Apr(E) - May(E) अप्रै.(ई) - मई(ई)	
Tripura त्रिपुरा			
Uttar Pradesh उत्तर प्रदेश		May(M) - Jun(M) मई(एम)-जून(एम)	Feb - Mar फर. - मार्च
Uttarakhand उत्तराखंड			Mar मार्च
West Bengal पश्चिम बंगाल		May(M) - Jun(M) मई(एम)-जून(एम)	Feb - Mar फर. - मार्च
ALL - INDIA अखिल भारत	Feb(M) - Mar(E) फर.(एम) - मार्च(ई)	May - Jun मई - जून	

Harvesting Season of Principal Crops in Major Growing States

प्रमुख उत्पादक राज्यों में प्रमुख फसलों की कटाई का मौसम

STATE राज्य	SUNFLOWER सूरजमुखी (KHARIF) (खरीफ)	SUNFLOWER सूरजमुखी (RABI) (रबी)	SUNFLOWER सूरजमुखी (SUMMER/ SPRING) (शीष्म/वसंत)
Andhra Pradesh आंध्र प्रदेश	Sep - Nov सितं. - नवं.	Jan जन.	
Assam असम			
Bihar बिहार		Apr - May अप्रै. - मई	
Chattisgarh छत्तीसगढ़			
Gujarat गुजरात			
Haryana हरियाणा			May मई
Himachal Pradesh हिमाचल प्रदेश			
Jammu & Kashmir जम्मू और कश्मीर			
Karnataka कर्नाटक	Sep - Nov सितं. - नवं.	Jan जन.	Mar - Apr मार्च - अप्रै.
Kerala केरल			
Madhya Pradesh मध्य प्रदेश			
Maharashtra महाराष्ट्र	Oct - Nov अक्टू. - नवं.	Jan जन.	
Meghalaya मेघालय			
Manipur मणिपुर			
Nagaland नागालैंड			
Odisha ओडिशा			

Harvesting Season of Principal Crops in Major Growing States

प्रमुख उत्पादक राज्यों में प्रमुख फसलों की कटाई का मौसम

STATE राज्य	SUNFLOWER सूरजमुखी (KHARIF) (खरीफ)	SUNFLOWER सूरजमुखी (RABI) (रबी)	SUNFLOWER सूरजमुखी (SUMMER/ SPRING) (ग्रीष्म/वसंत)
Punjab पंजाब			Apr - May अप्रै. - मई
Jharkhand झारखंड			
Rajasthan राजस्थान			
Tamilnadu तमिलनाडु	Sep - Nov सितं. - नवं.	Jan जन.	
Telangana तेलंगाना	Sep - Nov सितं. - नवं.		
Tripura त्रिपुरा			
Uttar Pradesh उत्तर प्रदेश			
Uttarakhand उत्तराखंड			
West Bengal पश्चिम बंगाल			Apr - May अप्रै. - मई
ALL - INDIA अखिल भारत	Sep - Nov सितं. - नवं.	Jan जन.	Apr - May अप्रै. - मई

Harvesting Season of Principal Crops in Major Growing States

प्रमुख उत्पादक राज्यों में प्रमुख फसलों की कटाई का मौसम

STATE राज्य	CASTORSEED अरंडी (KHARIF) (खरीफ)	MAIZE मक्का (KHARIF) (खरीफ)	MAIZE मक्का (RABI) (रबी)
Andhra Pradesh आंध्र प्रदेश	Dec - Jan दिसं. - जन.	Sep (M) – Oct (E) सितं. (एम)-अक्टू. (ई)	Feb (E) – May (B) फर. (ई) – मई (बी)
Assam असम			
Bihar बिहार		Oct (M) – Nov (M) अक्टू. (एम) – नवं. (एम)	Feb (B) – Mar (B) फर. (बी) – मार्च (बी)
Chattisgarh छत्तीसगढ़	Feb फर.		
Gujarat गुजरात	Feb - Mar फर. - मार्च	Sep (B) – Nov (B) सितं. (बी) – नवं. (बी)	
Haryana हरियाणा	Jan - Feb जन. - फर.	Oct (M) – Oct (E) अक्टू. (एम) – अक्टू. (ई)	
Himachal Pradesh हिमाचल प्रदेश		Sep (M) – Oct (M) सितं. (एम) – अक्टू. एम)	
Jammu & Kashmir जम्मू और कश्मीर		Oct (B) – Oct (E) अक्टू. (बी) – नवं. (ई)	
Karnataka कर्नाटक	Nov - Dec नवं. - दिसं.	Sep (B) – Oct (E) सितं. (बी) – अक्टू. (ई)	Feb (B) – Mar (E) फर. (बी) – मार्च (ई)
Kerala केरल			
Madhya Pradesh मध्य प्रदेश		Aug (M) – Nov (E) अग. (एम) – नवं. (ई)	
Maharashtra महाराष्ट्र	Dec - Jan दिसं. - जन.	Oct (B) – Nov (E) अक्टू. (बी) – नवं. (ई)	
Meghalaya मेघालय			
Manipur मणिपुर			
Nagaland नागालैंड			

Harvesting Season of Principal Crops in Major Growing States

प्रमुख उत्पादक राज्यों में प्रमुख फसलों की कटाई का मौसम

STATE राज्य	CASTORSEED अरंडी (KHARIF) (खरीफ)	MAIZE मक्का (KHARIF) (खरीफ)	MAIZE मक्का (RABI) (रबी)
Odisha ओडिशा	Dec - Jan दिसं. - जन.	Sep - Oct सितं. - अक्टू.	
Punjab पंजाब		Sep (B) - Oct (E) सितं. (बी) - अक्टू. (ई)	
Jharkhand झारखंड			
Rajasthan राजस्थान	Jan - Feb जन. - फर.	Oct (B) - Nov (E) अक्टू. (बी) - नव. (ई)	
Tamilnadu तमिलनाडु	Dec - Jan दिसं. - जन.	Oct (M) - Oct (E) अक्टू. (एम) - अक्टू. (ई)	Jan (B) - Jan (E) जन. (बी) - जन. (ई)
Telangana तेलंगाना	Dec - Jan दिसं. - जन.		
Tripura त्रिपुरा			
Uttar Pradesh उत्तर प्रदेश		Sep (M) - Oct (M) सितं. (एम) - अक्टू. (एम)	May (B) - May (E) मई (बी) - मई (ई)
Uttarakhand उत्तराखंड			
West Bengal पश्चिम बंगाल		Sep (M) - Oct (M) सितं. (एम) - अक्टू. (एम)	Mar (B) - Mar (E) मार्च (बी) - मार्च (ई)
ALL - INDIA अखिल भारत	Jan - Feb जन. - फर.	Sep - Nov सितं. - नव.	Jan - May जन. - मई

Harvesting Season of Principal Crops in Major Growing States

प्रमुख उत्पादक राज्यों में प्रमुख फसलों की कटाई का मौसम

STATE राज्य	COTTON कपास (KHARIF) (खरीफ)	JUTE पटसन (KHARIF) (खरीफ)	POTATO आलू
Andhra Pradesh आंध्र प्रदेश	Dec(B) - Dec(E) दिसं.(बी) - दिसं.(ई)		Apr - Jun अप्रै. - जून
Assam असम			Dec - Jan दिसं. - जन.
Bihar बिहार	Oct(M) - Nov(M) अक्टू.(एम) - नवं.(एम)		Jan - Feb जन. - फर.
Chhattisgarh छत्तीसगढ़			Jan - Mar जन. - मार्च
Gujarat गुजरात	Oct(B) - Nov(E) अक्टू.(बी) - नवं.(ई)		Jan जन.
Haryana हरियाणा	Oct(M) - Nov(M) अक्टू.(एम) - नवं.(एम)		Feb - Mar फर. - मार्च
Himachal Pradesh हिमाचल प्रदेश			May - Jun & Aug - Nov मई - जून & अग. -नवं.
Jammu & Kashmir जम्मू और कश्मीर			Apr & Jul अप्रै. & जुल.
Karnataka कर्नाटक			Feb - Mar & Sep - Oct फर. - मार्च & सितं. - अक्टू.
Kerala केरल	Oct(B) - Nov(E) अक्टू.(बी) - नवं.(ई)	Oct(B) - Jan(E) अक्टू.(बी) - जन.(ई)	
Madhya Pradesh मध्य प्रदेश	Oct - Nov अक्टू. - नवं.		Feb - Mar फर. - मार्च
Maharashtra मध्य प्रदेश	Nov - Dec नवं. - दिसं.		Mar - May मार्च - मई
Meghalaya मेघालय			Apr अप्रै.
Manipur मणिपुर		Aug - Sep अग. - सितं.	Dec - Jan दिसं. - जन.

Harvesting Season of Principal Crops in Major Growing States

प्रमुख उत्पादक राज्यों में प्रमुख फसलों की कटाई का मौसम

STATE राज्य	COTTON कपास (KHARIF) (खरीफ)	JUTE पटसन (KHARIF) (खरीफ)	POTATO आलू
Mizoram मिजोरम			Sep सितं.
Nagaland नागालैंड			Feb फर.
Odisha ओडिशा	Nov - Dec नवं. - दिसं.	Aug - Sep अग. - सितं.	Feb - Mar फर. - मार्च
Punjab पंजाब	Oct(B) - Nov(E) अक्टू.(बी) - नवं.(ई)		Dec - Jan दिसं. - जन.
Puducherry पुदुचेरी			Apr & Jul अप्रै. & जुल.
Jharkhand झारखंड			Dec - Feb दिसं. - फर.
Rajasthan राजस्थान	Nov(B) - Dec(E) नवं.(बी) - दिसं.(ई)		Jan - Feb जन. - फर.
Sikkim सिक्किम			Jun - Aug जून - अग.
Tamil Nadu तमिलनाडु	Feb(B) - Apr(E) फर.(बी) - अप्रै.(ई)		Round the year वर्ष भर
Tripura त्रिपुरा		Aug - Sep अग. - सितं.	
Uttar Pradesh उत्तर प्रदेश	Sep(B) - Nov(E) सितं.(बी) - नवं.(ई)		Mar - Apr मार्च - अप्रै.
Uttarakhand उत्तराखंड			Jul - Aug & Oct - Dec जुल. - अग. & अक्टू. - दिसं.
West Bengal पश्चिम बंगाल	Jun(B) - Aug(E) जून(बी) - अग.(ई)	Jul(B) - Aug(E) जुल.(बी) - अग.(ई)	Mar मार्च
D & N. Haveli दादरा एवं नगर हवेली			Jan जन.
Daman & Diu दमन और दीव			Jan जन.
ALL - INDIA अखिल भारत	Sep - Dec सितं. - दिसं.	Aug - Oct अग. - अक्टू.	

Harvesting Season of Principal Crops in Major Growing States

प्रमुख उत्पादक राज्यों में प्रमुख फसलों की कटाई का मौसम

STATE राज्य	SUGARCANE गन्ना (KHARIF) (खरीफ)	SUGARCANE गन्ना (RABI) (रबी)	
Andhra Pradesh आंध्र प्रदेश		Dec(E) - May(M) दिसं.(ई) - मई(एम)	
Assam असम		Dec(B) - Jan(E) दिसं.(बी) - जन.(ई)	
Bihar बिहार	Oct(B) - Dec(E) अक्टू.(बी) - दिसं.(ई)	Nov(B) - Feb(E) नवं.(बी) - फर.(ई)	
Chattisgarh छत्तीसगढ़			
Gujarat गुजरात			
Haryana हरियाणा		Dec(M) - Mar(E) दिसं.(एम) - मार्च(ई)	
Himachal Pradesh हिमाचल प्रदेश			
Jammu & Kashmir जम्मू और कश्मीर			
Karnataka कर्नाटक		Aug(B) - May(E) अग.(बी) - मई(ई)	
Kerala केरल		Dec(B) - Jan(E) दिसं.(बी) - जन.(ई)	
Madhya Pradesh मध्य प्रदेश	Oct(E) - Mar(E) अक्टू.(ई) - मार्च(ई)		
Maharashtra महाराष्ट्र	Oct(B) - Nov(E) अक्टू.(बी) - नवं.(ई)		
Meghalaya मेघालय			
Manipur मणिपुर			
Nagaland नागालैंड			
Odisha ओडिशा		Nov - Feb नवं. - फर.	

Harvesting Season of Principal Crops in Major Growing States

प्रमुख उत्पादक राज्यों में प्रमुख फसलों की कटाई का मौसम

STATE राज्य	SUGARCANE गन्ना (KHARIF) (खरीफ)	SUGARCANE गन्ना (RABI) (रबी)	
Punjab पंजाब		Nov(B) - Feb(E) नव.(बी) - फर.(ई)	
Jharkhand झारखंड			
Rajasthan राजस्थान		Dec(B) - Mar(E) दिसं.(बी) - मार्च(ई)	
Tamilnadu तमिलनाडु	May(B) - Aug(E) मई(बी) - अग.(ई)	Dec(B) - Jan(E) दिसं.(बी) - जन.(ई)	
Tripura त्रिपुरा		Dec - Mar दिसं. - मार्च	
West Bengal पश्चिम बंगाल	Oct(B) - Mar(E) अक्टू.(बी) - मार्च(ई)		
ALL - INDIA अखिल भारत	Oct(B) - Jan(E) अक्टू.(बी) - जन.(ई)	Aug(B) - Nov(E) अग.(बी) - नव.(ई)	

MINIMUM SUPPORT PRICES

न्यूनतम समर्थन मूल्य

(According to Crop Year)

(कृषि वर्ष के अनुसार)

Rs. Per Qtl.

रूपये प्रति क्विंटल

S.NO.	Commodity	जिन्स	Variety	किस्म	2020-21
	KHARIF CROPS	खरीफ फसल			
1	PADDY	धान	Common	सामान्य	1868
			Grade 'A'	ग्रेड 'ए'	1888
2	JOWAR	ज्वार	Hybrid	हाईब्रिड	2620
			Maldandi	मालदंडी	2640
3	BAJRA	बाजरा			2150
4	MAIZE	मक्का			1850
5	RAGI	रागी			3295
6	ARHAR (TUR)	अरहर (तूर)			6000
7	MOONG	मूंग			7196
8	URAD	उड़द			6000
9	COTTON	कपास	Medium Staple	मध्यम रेशे	5515
			Long Staple	लंबे रेशे	5825
10	GROUNDNUT IN SHELL	मूंगफली छिलके सहित			5275
11	SUNFLOWER SEED	सूरजमुखी बीज			5885
12	SOYABEAN	सोयाबीन	Yellow	पीला	3880
13	SESAMUM	तिल			6855
14	NIGERSEED	रामतिल			6695
	RABI CROPS	रबी फसलें			
15	WHEAT	गेहूँ			1975
16	BARLEY	जौ			1600
17	GRAM	चना			5100
18	MASUR (LENTIL)	मसूर (लेंटिल)			5100
19	RAPSEED/MUSTARD	रेपसीड/सरसो			4650
20	SAFFLOWER	कुसुम्भ			5327
21	TORIA	तोरिया			4650
	OTHER CROPS	अन्य फसलें			
22	COPRA	कोपरा	Milling	मिलिंग	9960
	(Calendar Year)	(कैलेंडर वर्ष)	Ball	बाल	10300
23	DE-HUSKED COCONUT (Calendar Year)	छिलका रहित नारियल (कैलेंडर वर्ष)			2700
24	JUTE	पटसन	TD5	टीडी5	4225

Source: CACP